



US00D609139S

(12) **United States Design Patent**
Luckey

(10) **Patent No.:** **US D609,139 S**

(45) **Date of Patent:** **** Feb. 2, 2010**

(54) **TRAILER HITCH**

(76) **Inventor:** **Dylan E. Luckey**, 14721 Ager Beswick Rd., Montague, CA (US) 96064

(**) **Term:** **14 Years**

(21) **Appl. No.:** **29/313,525**

(22) **Filed:** **Jan. 15, 2009**

(51) **LOC (9) Cl.** **12-06**

(52) **U.S. Cl.** **D12/162**

(58) **Field of Classification Search** D12/162,
D12/400; 280/415.1, 416.1–416.3, 477,
280/479.2, 482–483, 485, 491.1–491.3, 491.5,
280/494, 498, 507, 511–513; 224/518–519,
224/521, 532

See application file for complete search history.

(56) **References Cited**

U.S. PATENT DOCUMENTS

D269,175	S *	5/1983	Perry et al.	D12/162
4,792,153	A	12/1988	Galdes		
4,817,978	A *	4/1989	James	280/487
5,549,316	A *	8/1996	Jones	280/477
5,730,456	A *	3/1998	Bowers	280/507
5,735,539	A *	4/1998	Kravitz	280/506
5,941,550	A	8/1999	Szczypski		
D443,567	S *	6/2001	Weir et al.	D12/162
6,409,203	B1 *	6/2002	Williams	280/506
6,581,953	B2 *	6/2003	Jerry	280/486
6,709,002	B2 *	3/2004	Tambornino	280/511
6,863,294	B1	3/2005	Bonham		

6,896,282	B1 *	5/2005	McKinley	280/495
6,908,097	B2 *	6/2005	Roberts	280/507
7,347,441	B2 *	3/2008	Rosario	280/507
7,431,320	B2 *	10/2008	Madden et al.	280/507
2005/0040623	A1 *	2/2005	Krespach et al.	280/511
2009/0026730	A1 *	1/2009	Frantz	280/511

* cited by examiner

Primary Examiner—T. Chase Nelson

Assistant Examiner—Kathleen M Sims

(74) *Attorney, Agent, or Firm*—Gerald D Haynes

(57) **CLAIM**

The ornamental design for a trailer hitch, as shown and described.

DESCRIPTION

FIG. 1 is a front perspective view of a trailer hitch showing my new design;

FIG. 2 is a right side view thereof;

FIG. 3 is a left side view thereof;

FIG. 4 is a top view thereof;

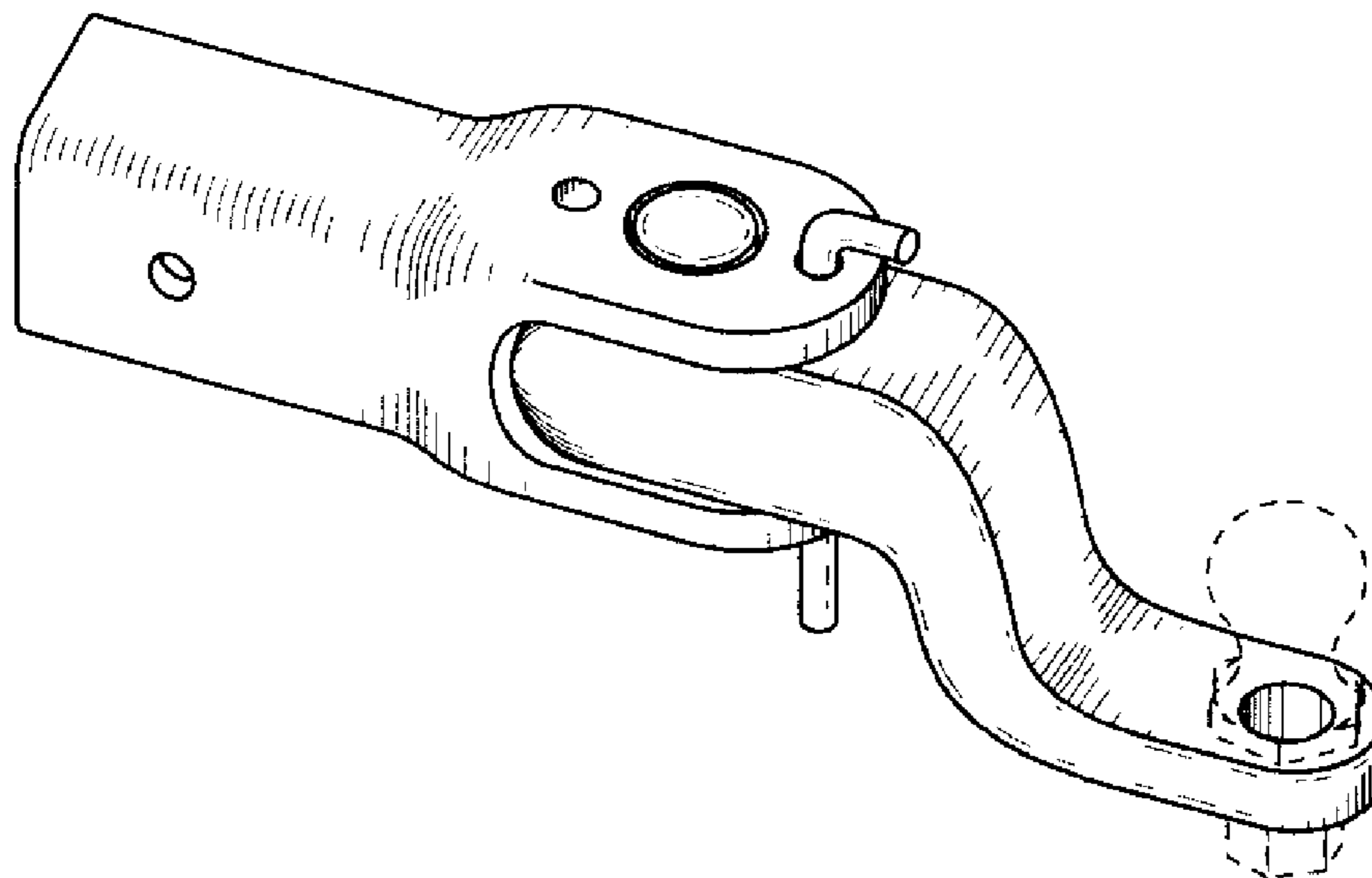
FIG. 5 is a bottom view thereof;

FIG. 6 is a front view; and,

FIG. 7 is a back view thereof.

The broken line showing of details in FIGS. 1–7 is included for the purpose of showing environmental portions of the trailer hitch and forms no part of the claimed design.

1 Claim, 2 Drawing Sheets



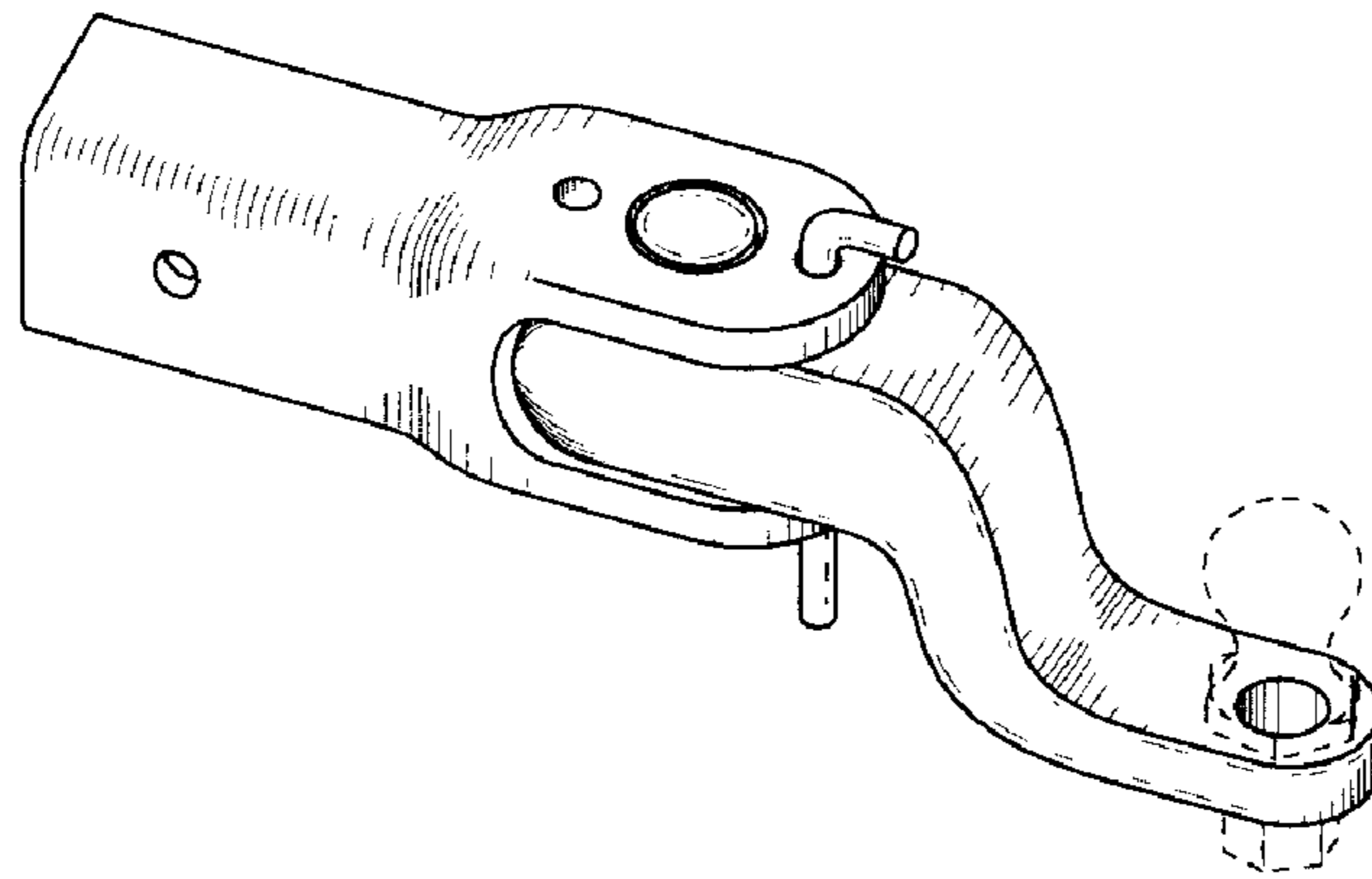


FIG. 1

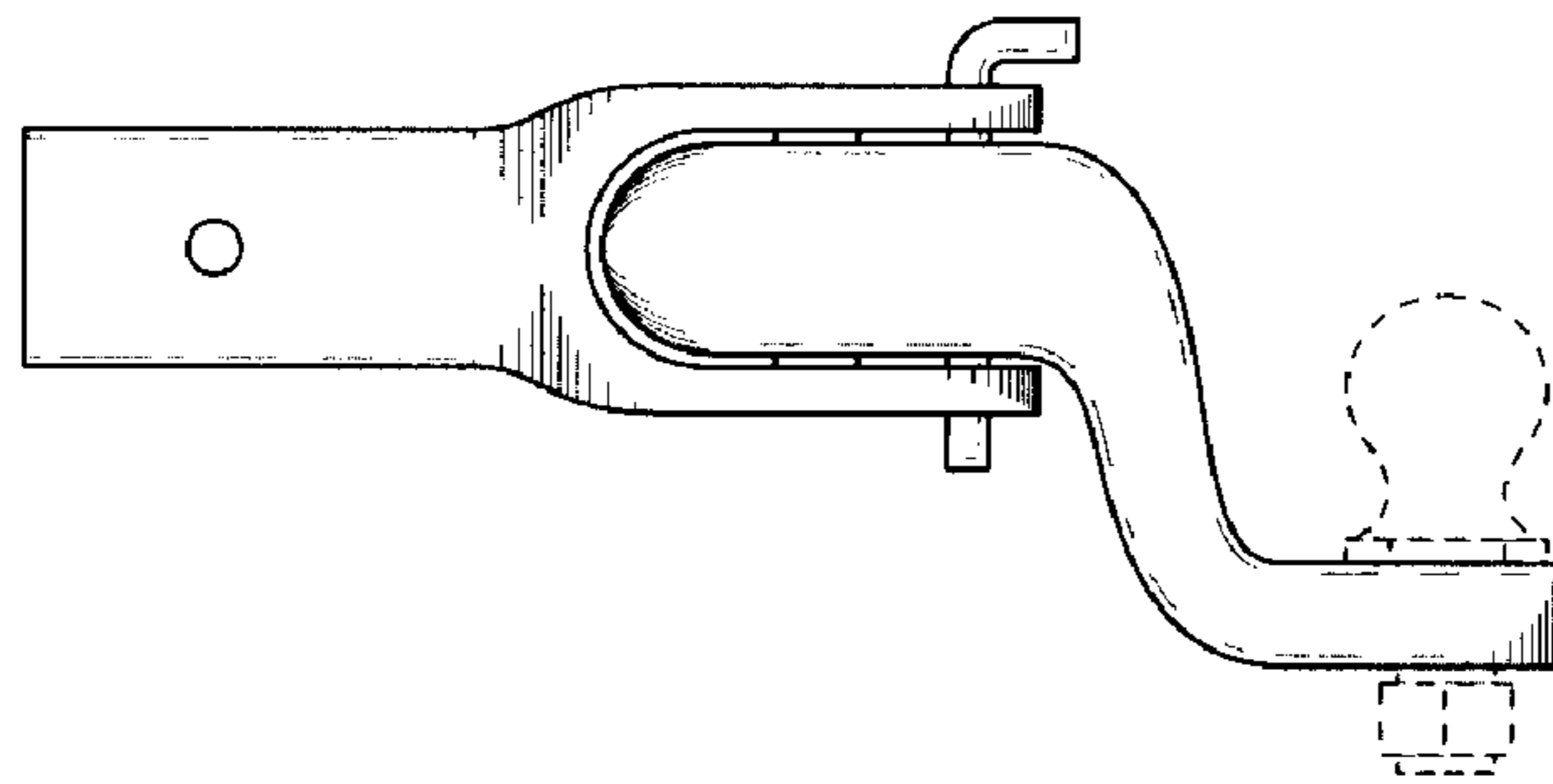


FIG. 2

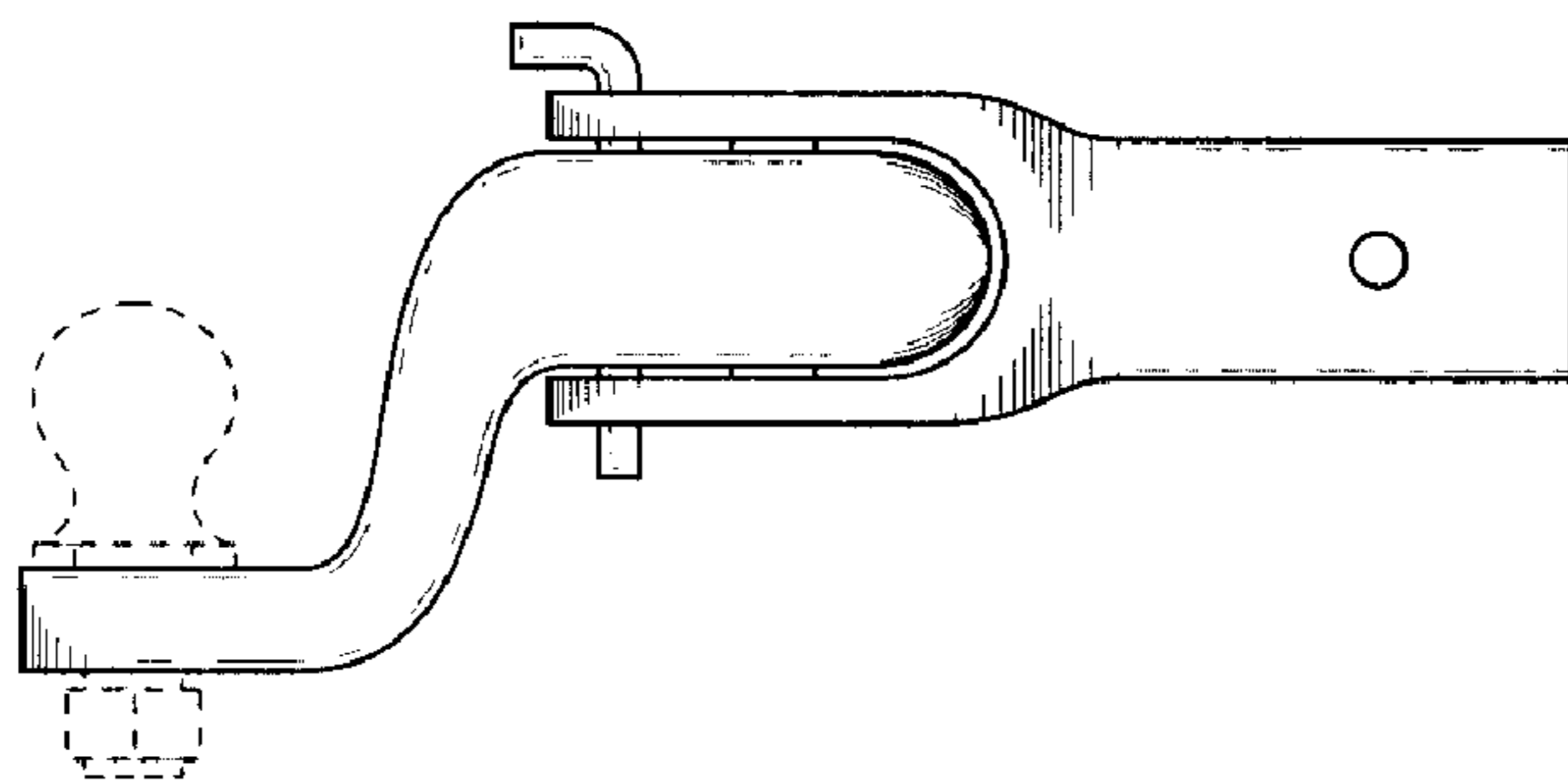


FIG. 3

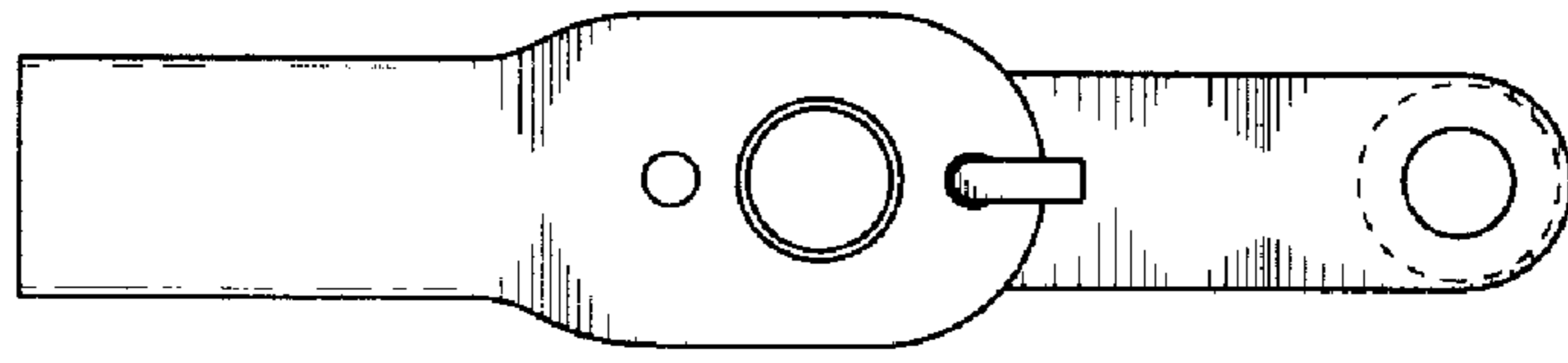


FIG. 4

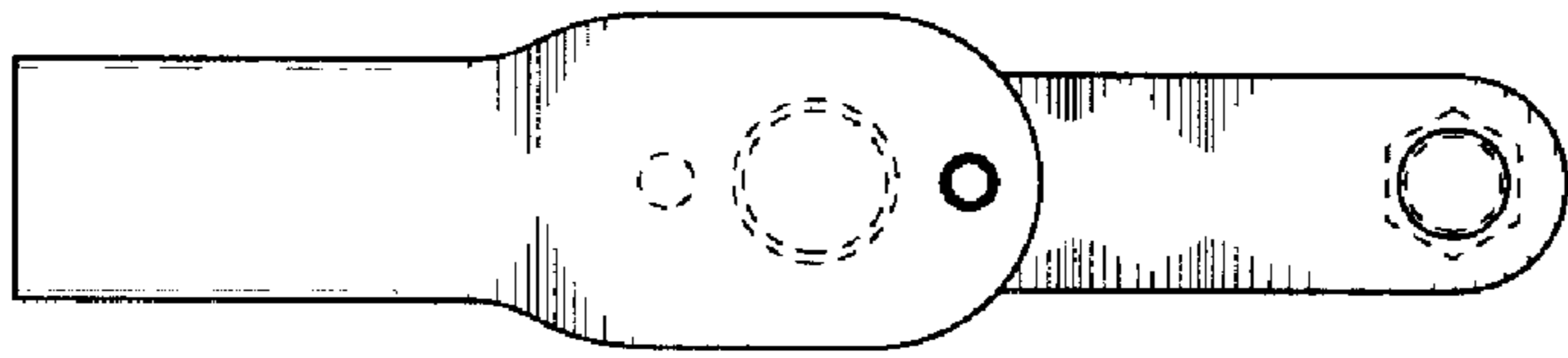


FIG. 5

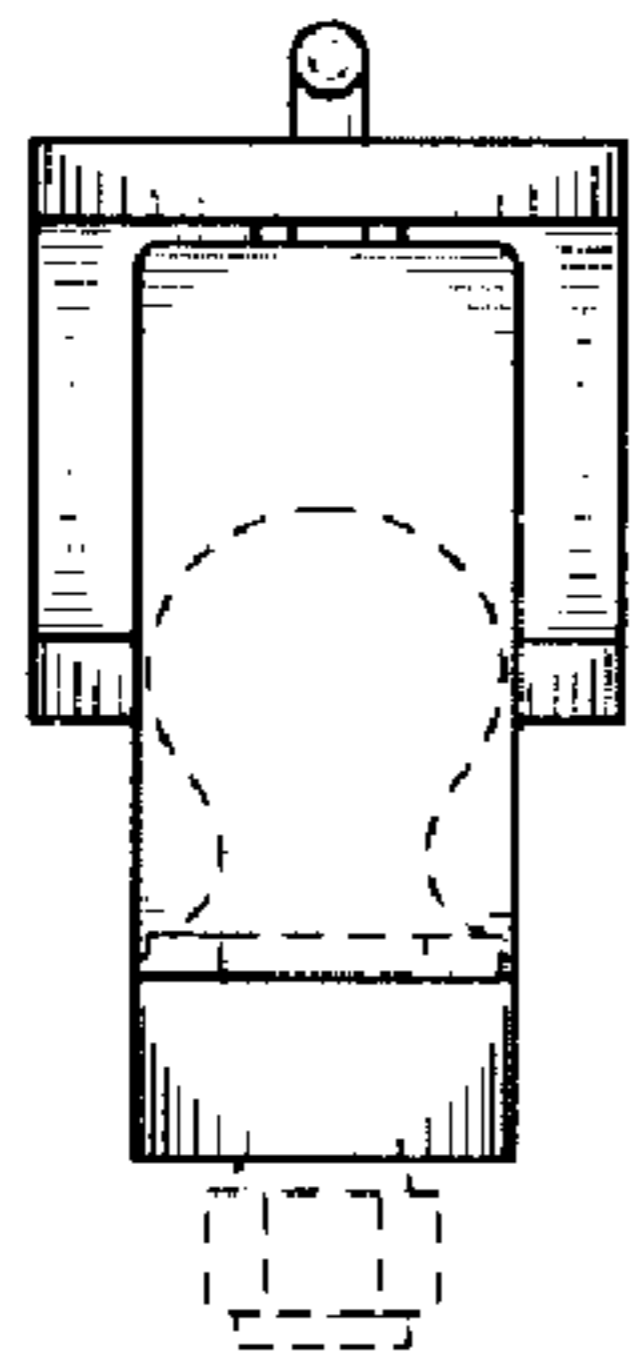


FIG. 6

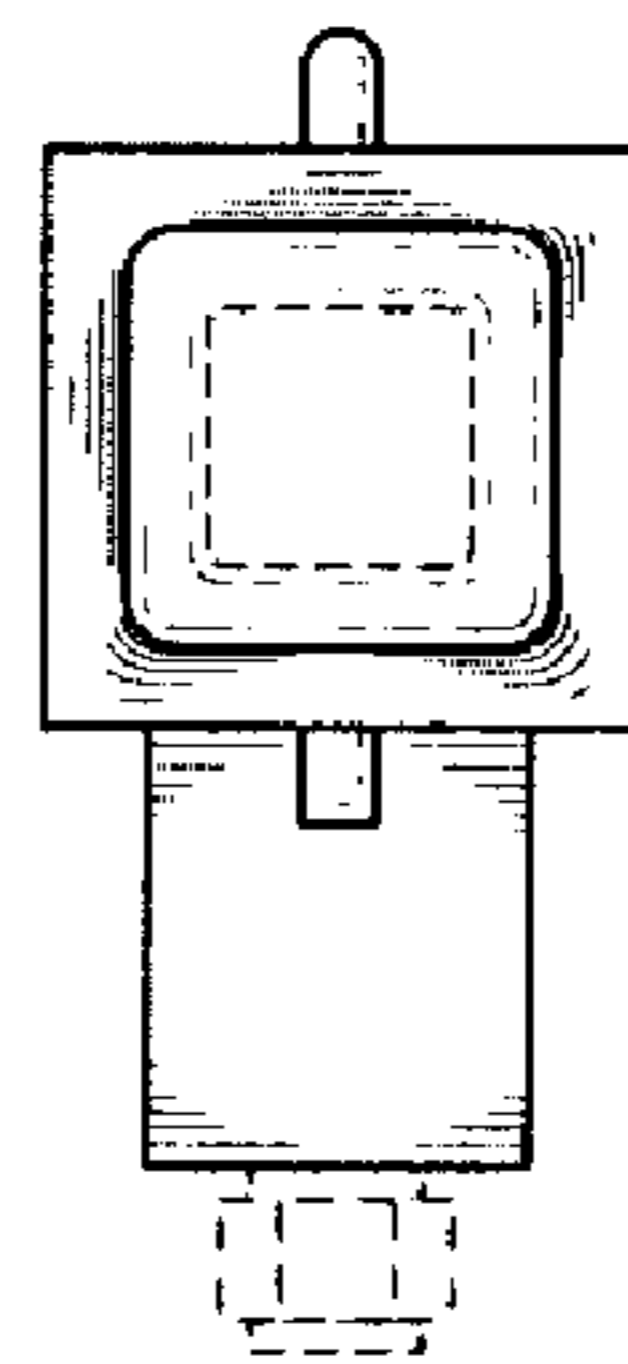


FIG. 7