



US00D609134S

(12) **United States Design Patent**  
**Lobel**

(10) **Patent No.:** **US D609,134 S**

(45) **Date of Patent:** **\*\* Feb. 2, 2010**

(54) **PULL TAB FOR A SLIDE FASTENER**

D572,171 S \* 7/2008 Lobel ..... D11/221

(75) Inventor: **Michelle Gut Lobel**, New York City, NY (US)

\* cited by examiner

(73) Assignee: **IDEAL Fastener Corporation**, Oxford, NC (US)

*Primary Examiner*—R. Seifert

(74) *Attorney, Agent, or Firm*—Tillman Wright, PLLC; Neal B. Wolgin

(\*\*) Term: **14 Years**

(57) **CLAIM**

(21) Appl. No.: **29/299,508**

The ornamental design for a pull tab for a slide fastener, as shown and described.

(22) Filed: **Dec. 27, 2007**

**DESCRIPTION**

(51) **LOC (9) Cl.** ..... **15-07**

(52) **U.S. Cl.** ..... **D11/221**

(58) **Field of Classification Search** ..... D11/200, D11/201, 221; 24/381–383, 385–387, 414–417, 24/421–422, 427–431, 433; 2/265  
See application file for complete search history.

FIG. 1 is a front view illustrating a pull tab for a slide fastener;

FIG. 2 is a bottom view of the pull tab;

FIG. 3 is a top view of the pull tab;

FIG. 4 is a left side view of the pull tab;

FIG. 5 is a right side view of the pull tab;

FIG. 6 is a section view of the pull tab taken along the line 6–6 of FIG. 1; and,

FIG. 7 is a front view showing the pull tab of FIG. 1 in connection with a slide fastener slider body, the slide fastener body being for illustrative purposes only and forms no part of the claimed design.

(56) **References Cited**

**U.S. PATENT DOCUMENTS**

2,020,159	A *	11/1935	Pruzan	.....	24/416
D478,839	S *	8/2003	Yoneoka et al.	.....	D11/221
D557,635	S *	12/2007	Ohgaku et al.	.....	D11/221
D559,150	S *	1/2008	Ohgaku et al.	.....	D11/221
D559,151	S *	1/2008	Ohgaku et al.	.....	D11/221

**1 Claim, 2 Drawing Sheets**

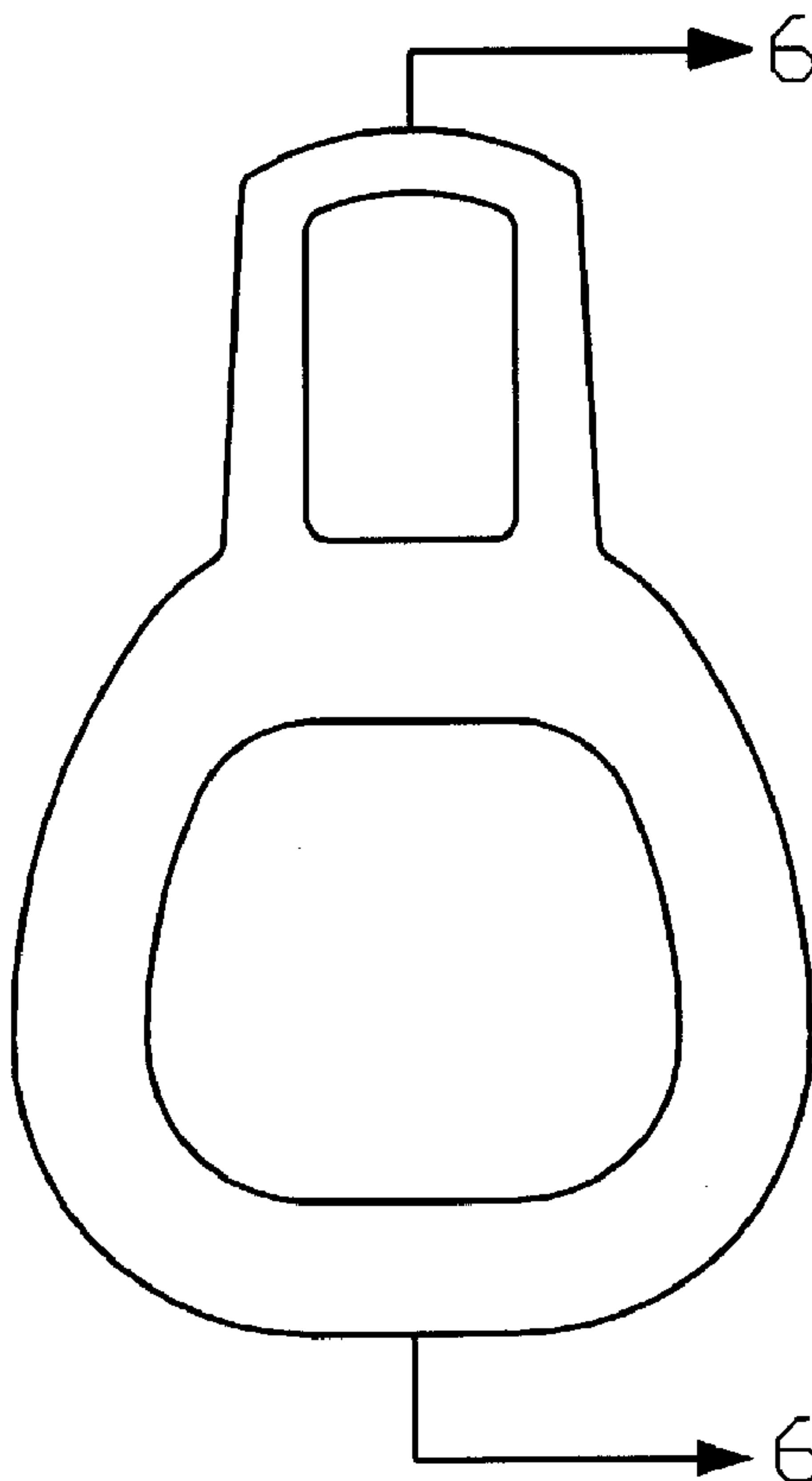




Fig. 3

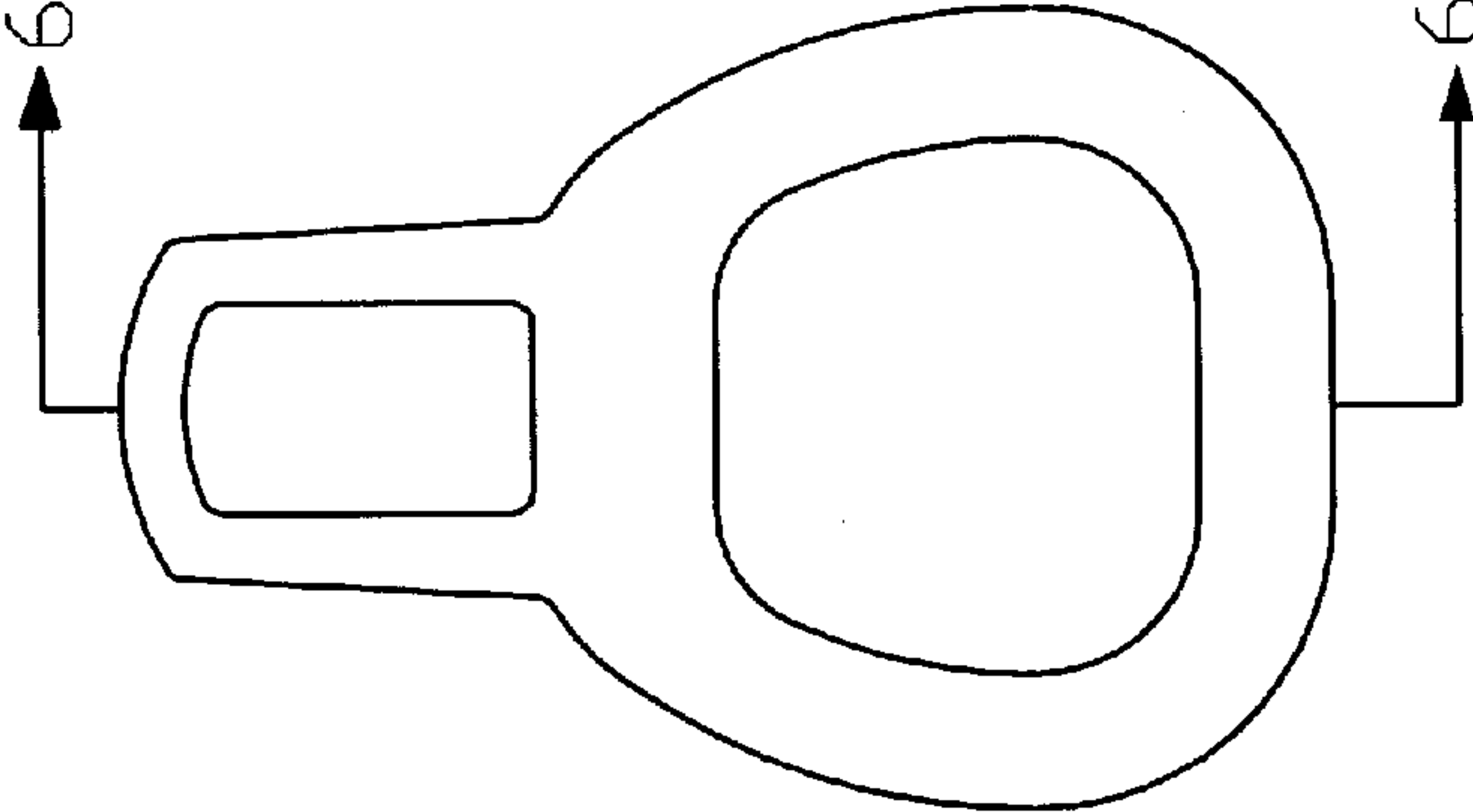


Fig. 1



Fig. 4



Fig. 5




Fig. 2

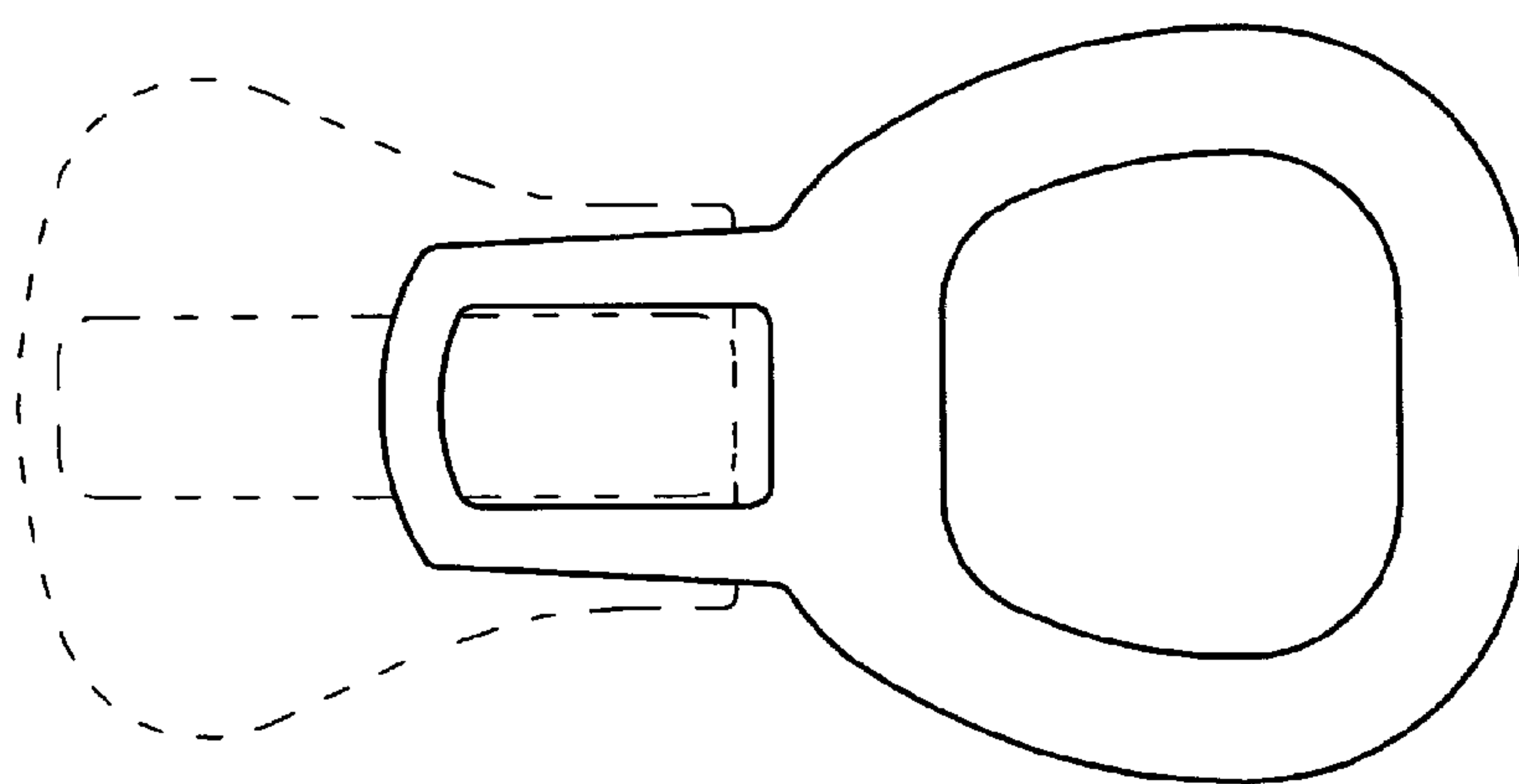


Fig. 7



Fig. 6