



US00D609131S

(12) **United States Design Patent**
Graff

(10) **Patent No.:** **US D609,131 S**
(45) **Date of Patent:** **** Feb. 2, 2010**

(54) **RING**
(75) Inventor: **Laurence Graff, Gstaad (CH)**
(73) Assignee: **Venberg SA (CH)**
(**) Term: **14 Years**
(21) Appl. No.: **29/342,357**
(22) Filed: **Aug. 24, 2009**

D443,549 S * 6/2001 Haquet D11/26
D459,674 S * 7/2002 Razza D11/39
D581,307 S * 11/2008 So D11/26

* cited by examiner

Primary Examiner—Cathron C Brooks
Assistant Examiner—Melanie Levy
(74) *Attorney, Agent, or Firm*—Galbreath Law Offices, P.C.;
John A. Galbreath

(51) **LOC (9) Cl.** **11-01**
(52) **U.S. Cl.** **D11/26**
(58) **Field of Classification Search** D11/26–39,
D11/89–92; 63/15.1–15.4, 15.45, 15.5, 15.6,
63/26–28
See application file for complete search history.

(57) **CLAIM**

The ornamental design for a ring, as shown and described.

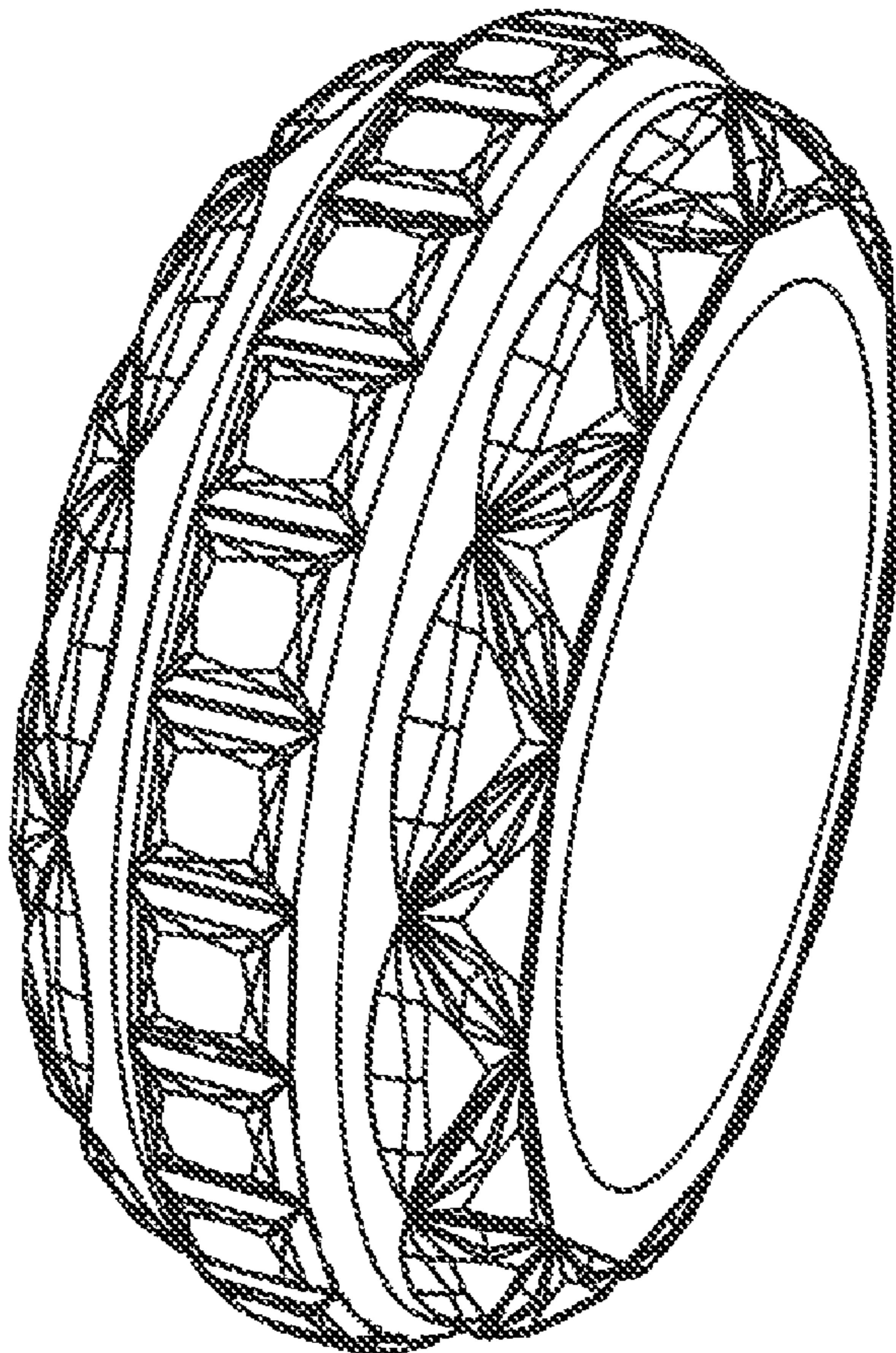
DESCRIPTION

FIG. 1 is a perspective view of the invention;
FIG. 2 is a top view of the invention;
FIG. 3 is a bottom view of the invention;
FIG. 4 is a side view of the invention;
FIG. 5 is another side view of the invention, showing the side
opposite that shown in FIG. 4;
FIG. 6 is a front view of the invention; and,
FIG. 7 is a back view of the invention.

(56) **References Cited**
U.S. PATENT DOCUMENTS

D105,488 S * 8/1937 Klecka D11/38
D173,544 S * 11/1954 Sager D11/39
D279,462 S * 7/1985 Weikel D11/38
D313,369 S * 1/1991 Bulgari D11/38
D378,944 S * 4/1997 Yan D11/39
D432,445 S * 10/2000 Canty D11/3

1 Claim, 5 Drawing Sheets



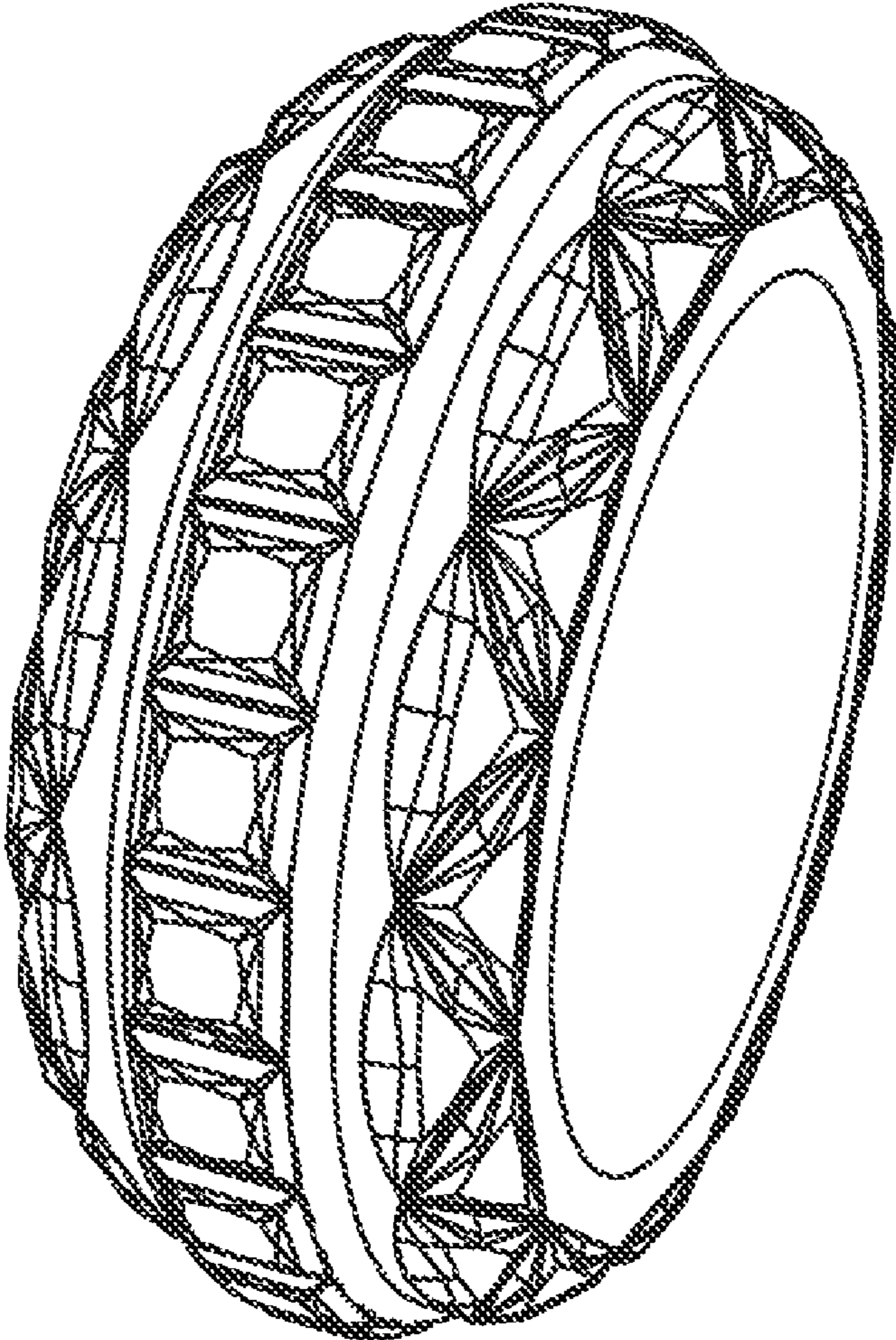


Fig. 1




Fig. 2




Fig. 3




Fig. 4




Fig. 5




Fig. 6




Fig. 7