



US00D609129S

(12) **United States Design Patent**
Lalo

(10) **Patent No.:** **US D609,129 S**
(45) **Date of Patent:** **** Feb. 2, 2010**

(54) **WATCH BRACELET**

D562,723 S * 2/2008 Lalo D11/94

(75) Inventor: **Eyal Lalo**, Hallandale, FL (US)

* cited by examiner

(73) Assignee: **Invicta Watch Company of America, Inc.**, Hollywood, FL (US)

Primary Examiner—Cathron C Brooks

Assistant Examiner—Melanie Levy

(74) *Attorney, Agent, or Firm*—Howard Natter; Natter & Natter

(**) Term: **14 Years**

(21) Appl. No.: **29/338,352**

(57) **CLAIM**

(22) Filed: **Jun. 10, 2009**

The ornamental design for a watch bracelet, as shown and described.

(51) **LOC (9) Cl.** **11-01**

(52) **U.S. Cl.** **D11/3**

(58) **Field of Classification Search** D11/1-15,
D11/20-26, 30, 89, 91, 94; D10/31-32;
224/164-166, 175, 178, 179; 59/3, 78, 79.2,
59/80, 82, 83; 63/3, 3.1, 3.2, 10, 11, 15,
63/15.7, 18, 21, 23

See application file for complete search history.

DESCRIPTION

FIG. 1 is a perspective view of a watch bracelet showing my new design;

FIG. 2 is a top plan view thereof;

FIG. 3 is a right side elevational view thereof;

FIG. 4 is a front elevational view thereof; and,

FIG. 5 is a bottom plan view thereof.

The left side elevational view is a mirror image of the right side elevational view; the rear elevational view is a mirror image of the front elevational view.

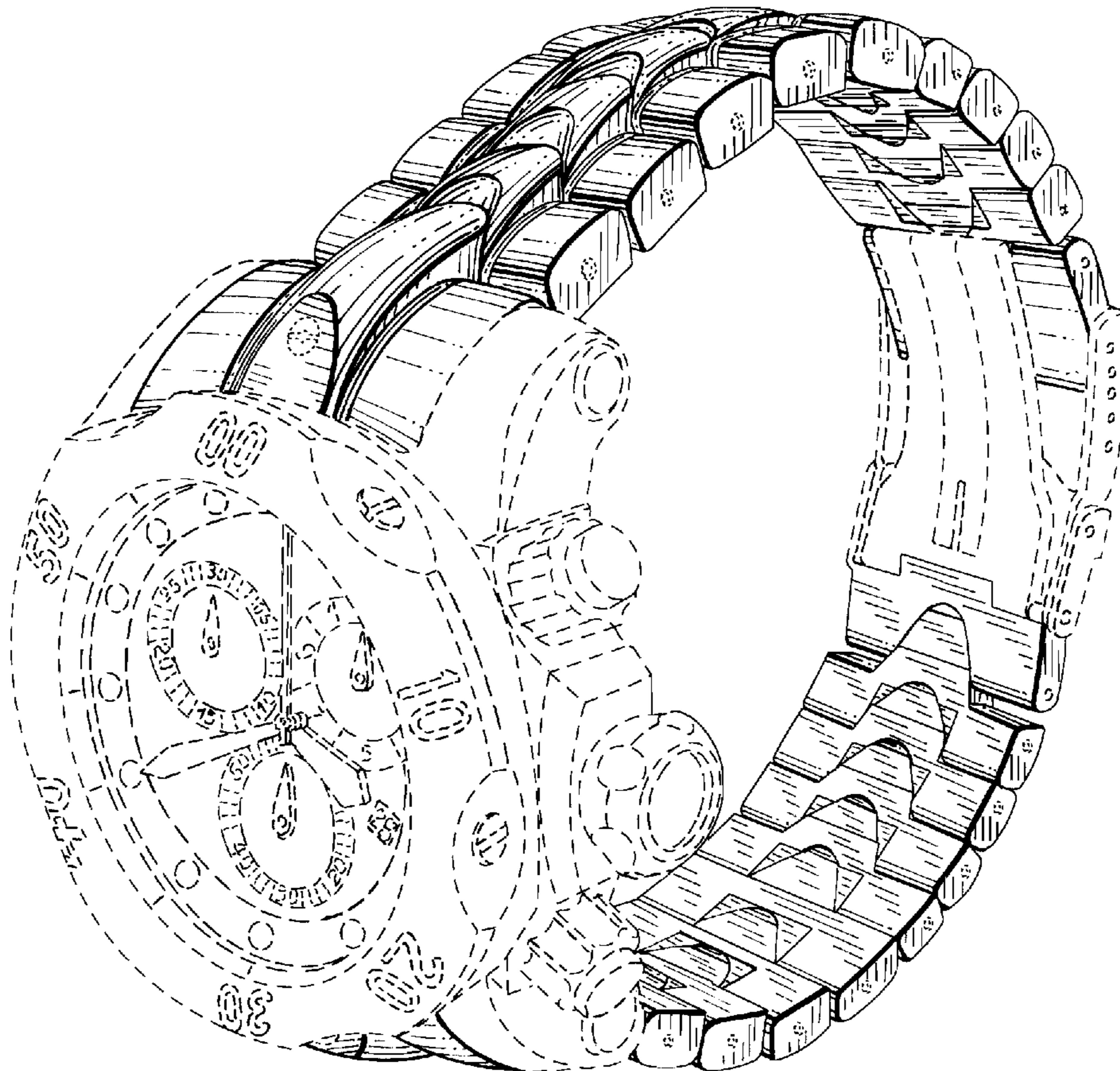
The broken lines shown in the drawings represent unclaimed portions of the design and form no part thereof.

(56) **References Cited**

U.S. PATENT DOCUMENTS

- D402,581 S * 12/1998 Magninat D11/25
- D416,206 S * 11/1999 Aellen D10/32
- D442,876 S * 5/2001 Ventrella D11/4
- D456,281 S * 4/2002 Glauser D10/32
- D506,936 S * 7/2005 Takahashi D10/32

1 Claim, 3 Drawing Sheets



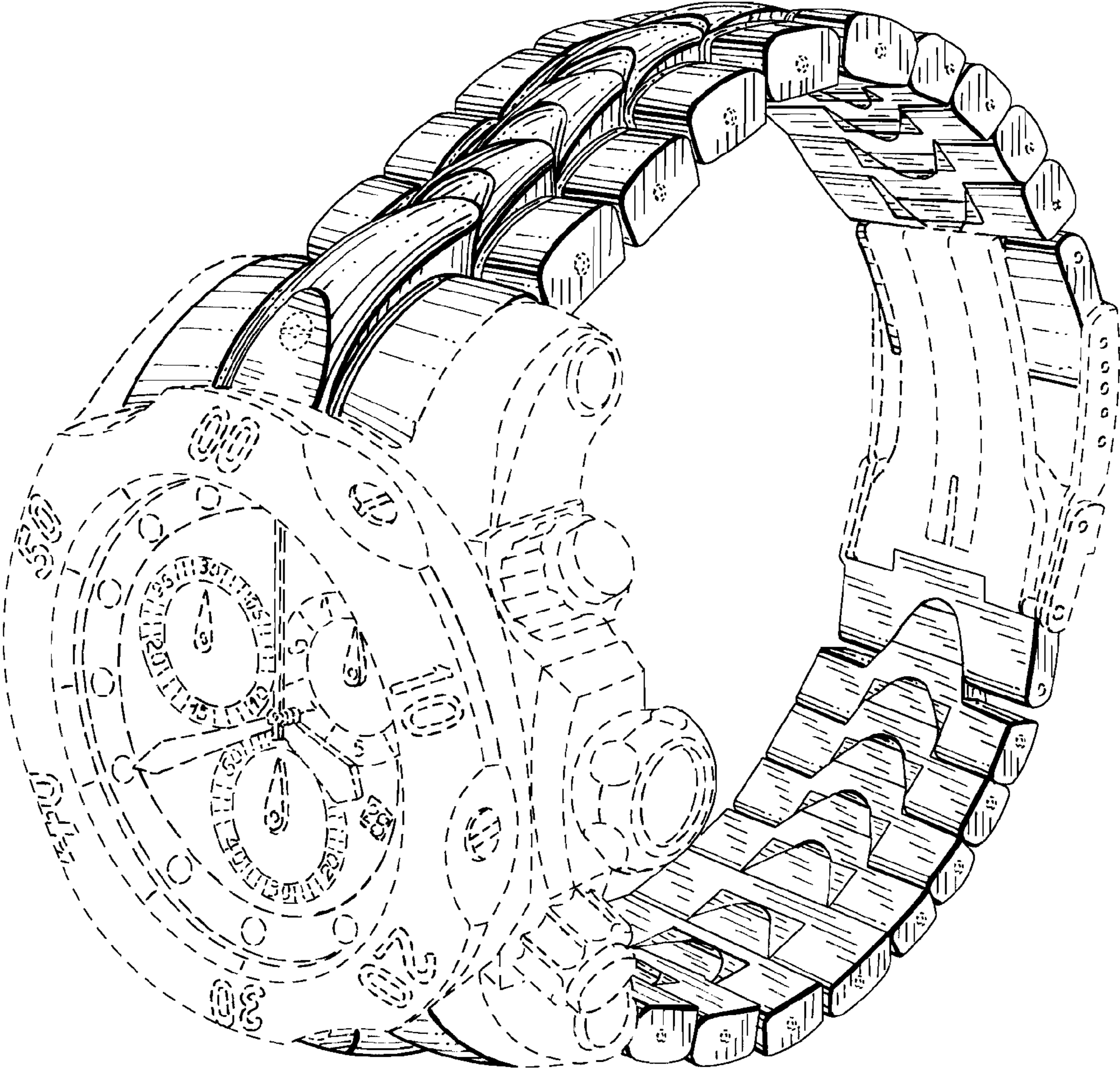


FIG. 1

FIG. 2

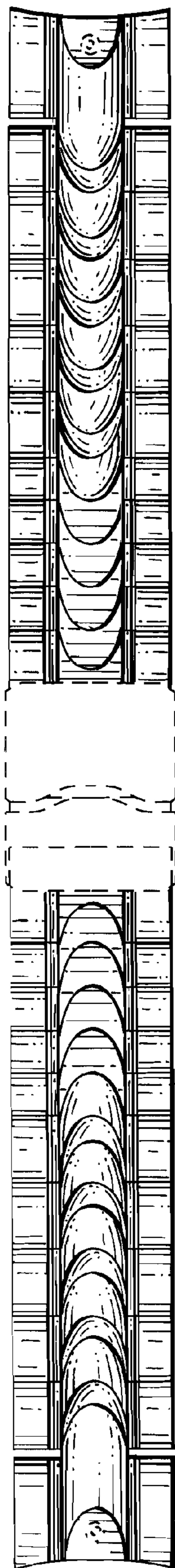


FIG. 3



FIG. 4

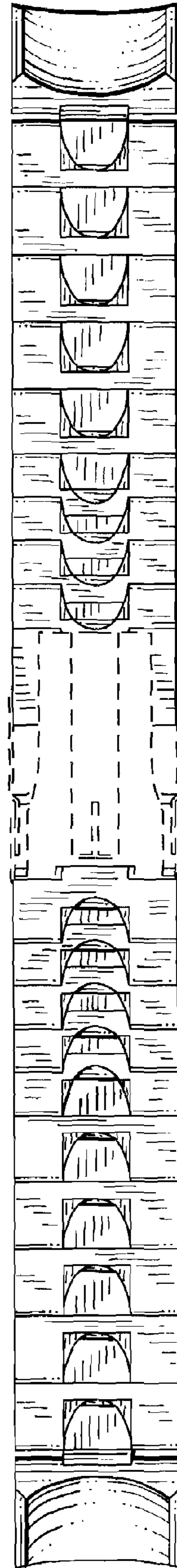
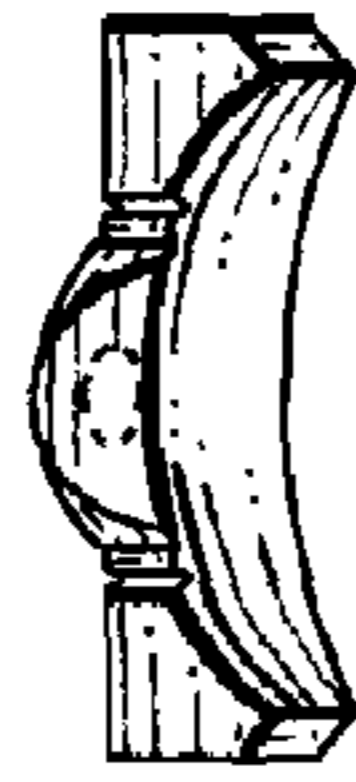


FIG. 5