



US00D609119S

(12) **United States Design Patent**  
**Clerc**

(10) **Patent No.:** **US D609,119 S**

(45) **Date of Patent:** **\*\* Feb. 2, 2010**

(54) **WATCH CASE**

(76) **Inventor:** **Gerald Clerc**, 35, Avenue Ferdinand  
Buisson, Paris (FR) 75016

(\*\*) **Term:** **14 Years**

(21) **Appl. No.:** **29/319,253**

(22) **Filed:** **Jun. 6, 2008**

(30) **Foreign Application Priority Data**

Dec. 6, 2007 (CH) ..... 134592

(51) **LOC (9) Cl.** ..... **10-02**

(52) **U.S. Cl.** ..... **D10/38**

(58) **Field of Classification Search** ..... D10/30-39,  
D10/122-132; 368/276, 281, 282, 285, 288-290,  
368/308, 319, 294, 295  
See application file for complete search history.

(56) **References Cited**

**U.S. PATENT DOCUMENTS**

3,307,346	A *	3/1967	Klingenberg	.....	368/294
3,431,722	A *	3/1969	Haas	.....	235/61 R
3,842,590	A *	10/1974	Kato	.....	368/35
D382,816	S *	8/1997	Riley	.....	D10/30
D389,768	S *	1/1998	Krauss	.....	D10/128
D419,457	S *	1/2000	Chodat	.....	D10/30
6,200,019	B1 *	3/2001	Latini	.....	368/289
6,210,034	B1 *	4/2001	Latini	.....	368/289
D445,342	S *	7/2001	Clerc	.....	D10/30
D447,063	S *	8/2001	Scheufele	.....	D10/30
6,282,153	B1 *	8/2001	Santos Neri	.....	368/290
D452,175	S *	12/2001	Finazzi	.....	D10/39

6,379,037	B1 *	4/2002	Saleh et al.	.....	368/185
6,679,624	B1 *	1/2004	Mouawad	.....	368/216
D517,927	S *	3/2006	Enomoto et al.	.....	D10/32
D536,268	S *	2/2007	Asakawa et al.	.....	D10/38
D545,697	S *	7/2007	Martin	.....	D10/38
D551,101	S *	9/2007	Nataf	.....	D10/38
D565,431	S *	4/2008	Hatt	.....	D10/38

**OTHER PUBLICATIONS**

Watches International VI, The Original Annual of the World's Finest Wristwatches, Tourbillon Publishing, copyright 2005, p. 177, Clerc CXX Scuba Chronograph.\*

\* cited by examiner

*Primary Examiner*—Lucy Lieberman

(74) *Attorney, Agent, or Firm*—Young & Thompson

(57) **CLAIM**

The ornamental design for a watch case, as shown and described.

**DESCRIPTION**

FIG. 1 is a top view of the watch case.

FIG. 2 is a bottom view of the watch case.

FIG. 3 is a side view from the bottom of FIG. 1.

FIG. 4 is a side view from the top of FIG. 2.

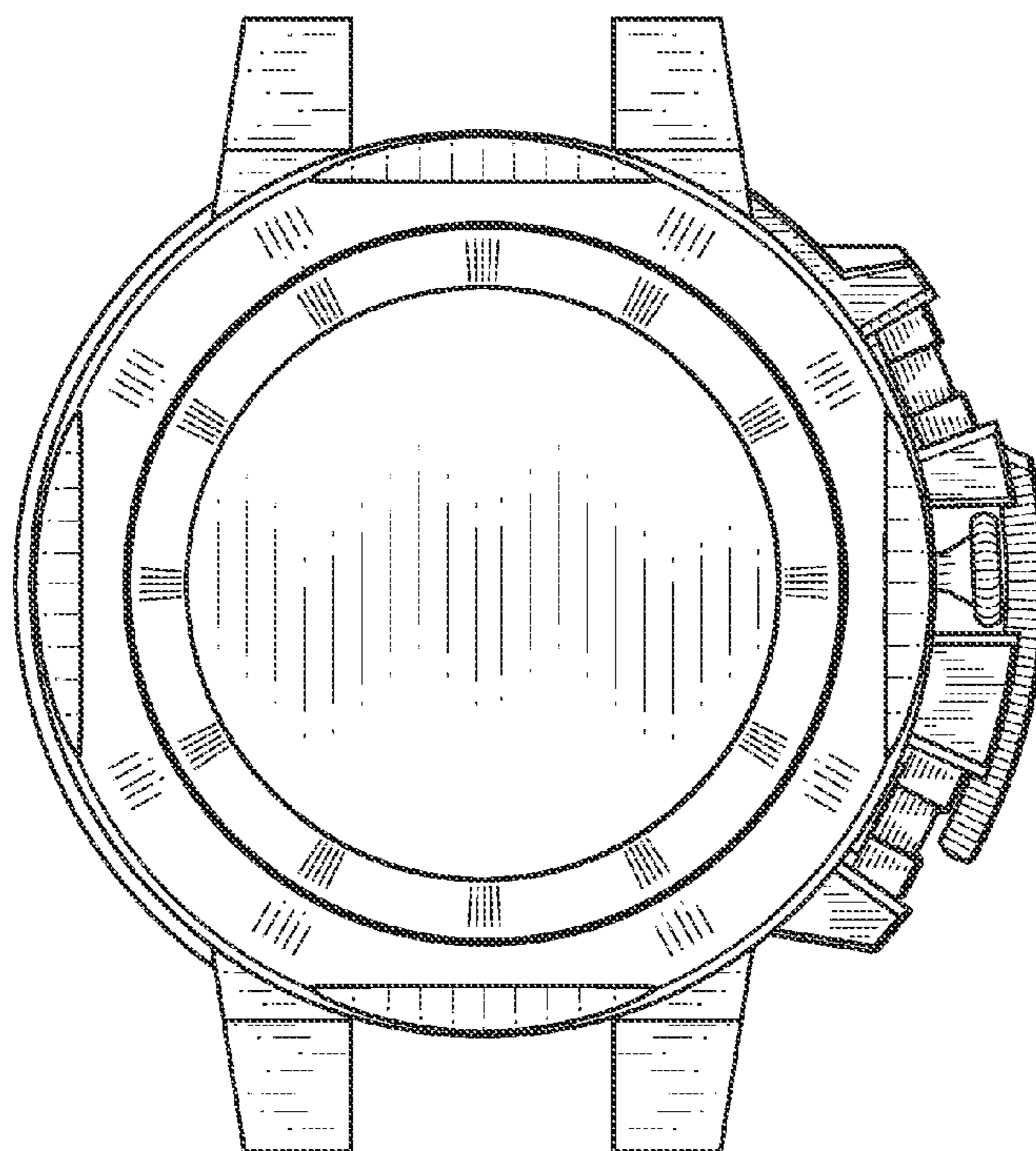
FIG. 5 is a side view from the right of FIG. 1.

FIG. 6 is a side view from the left of FIG. 1; and,

FIG. 7 is a perspective view of the watch case.

The material shown in broken lines is not part of the claimed design.

**1 Claim, 4 Drawing Sheets**



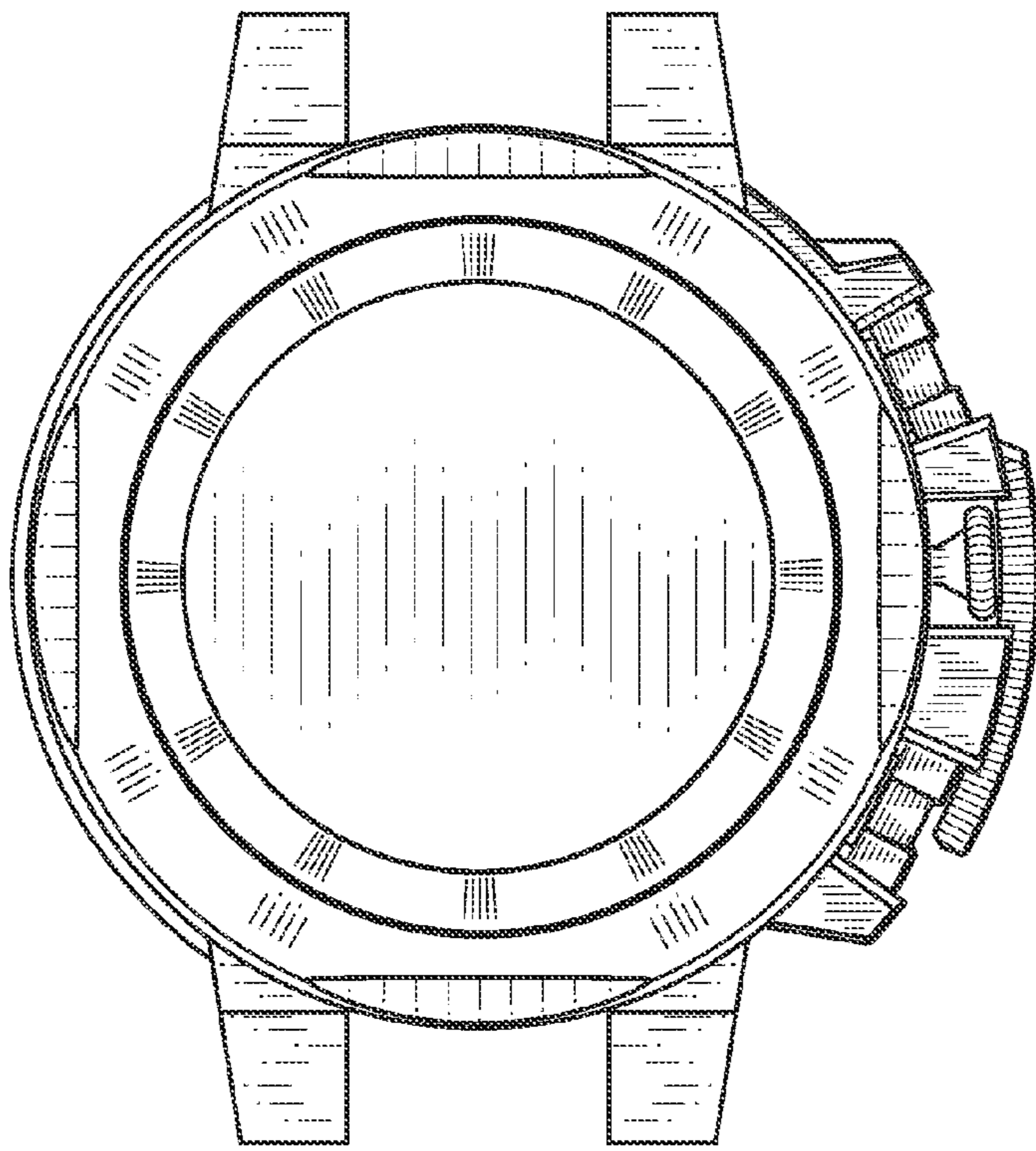


fig.1

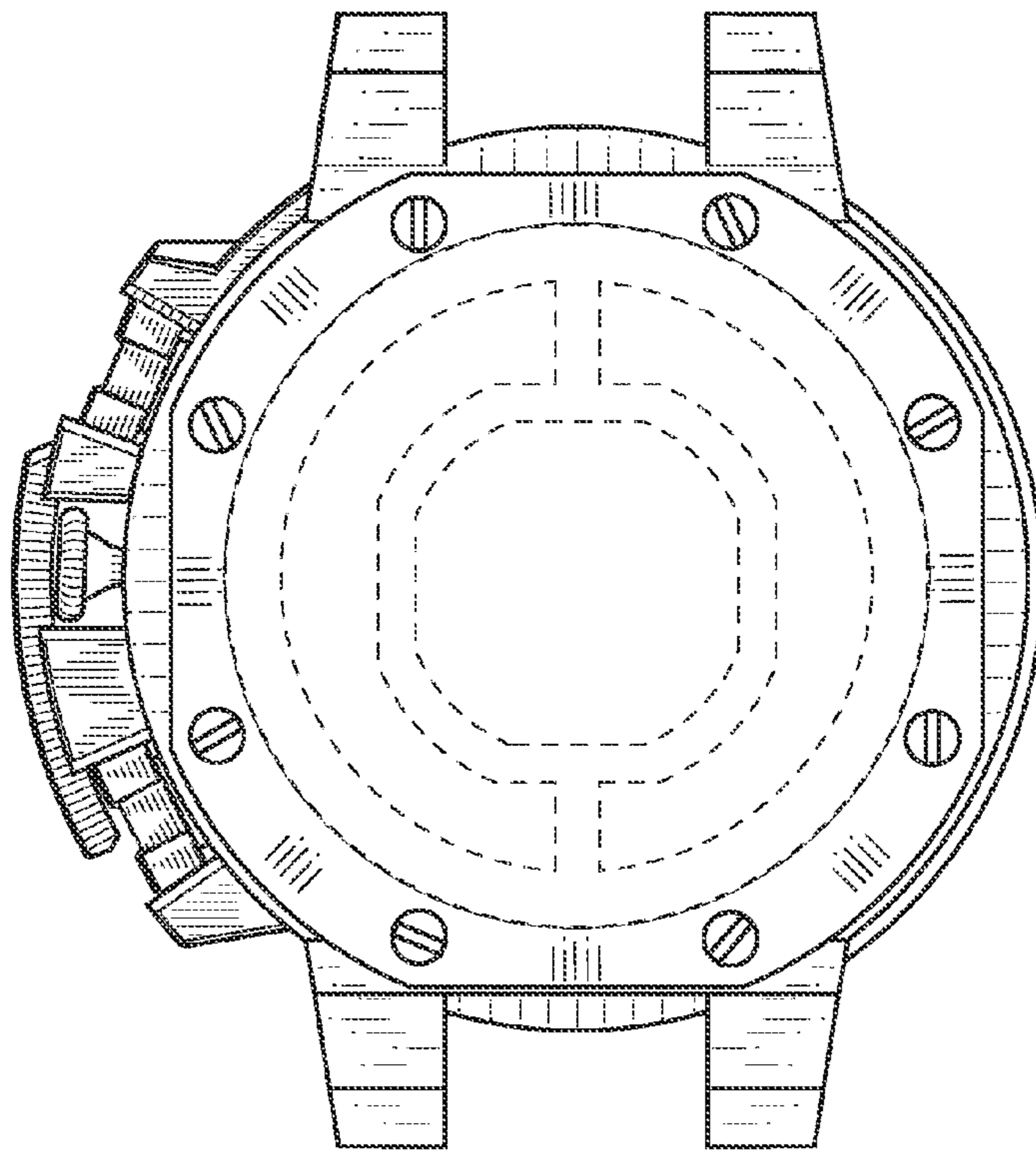


fig.2

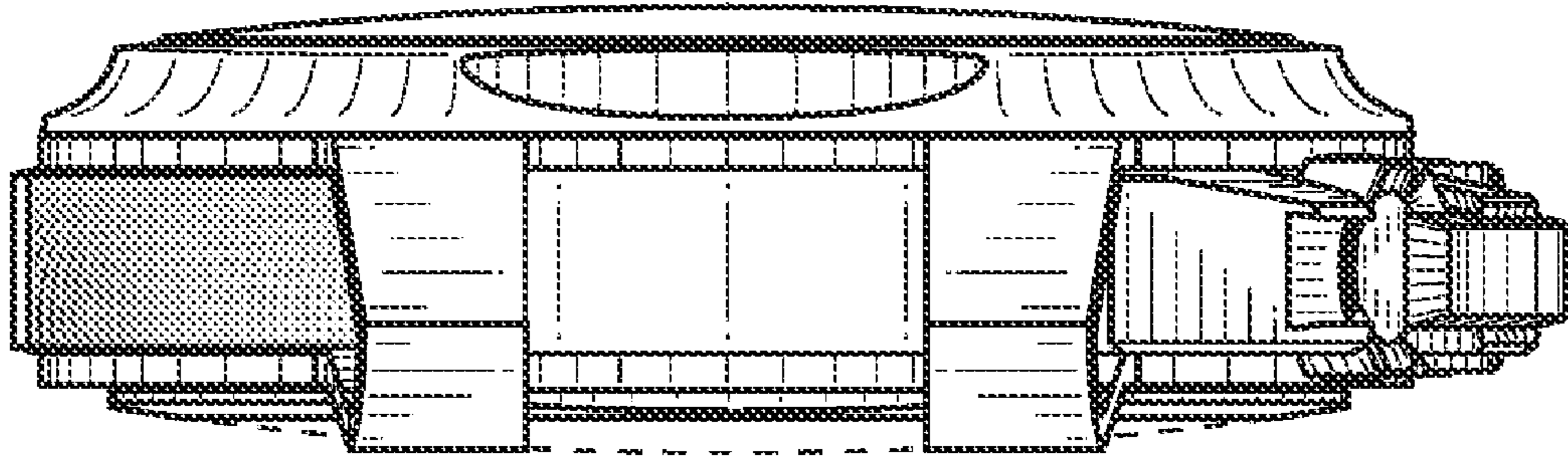


fig.3

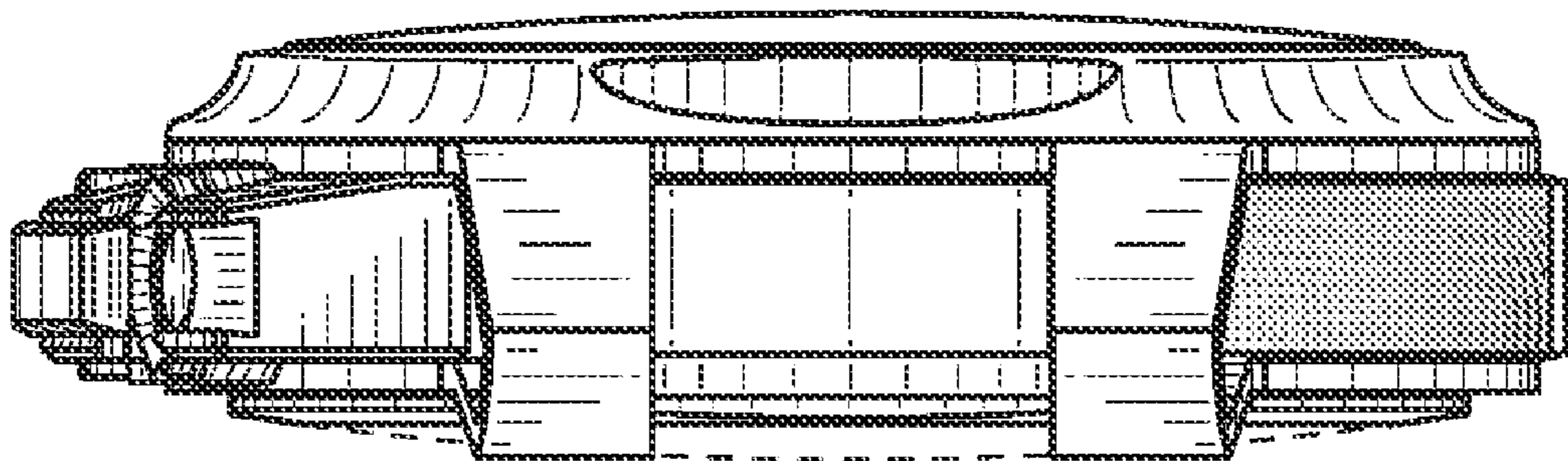


fig.4

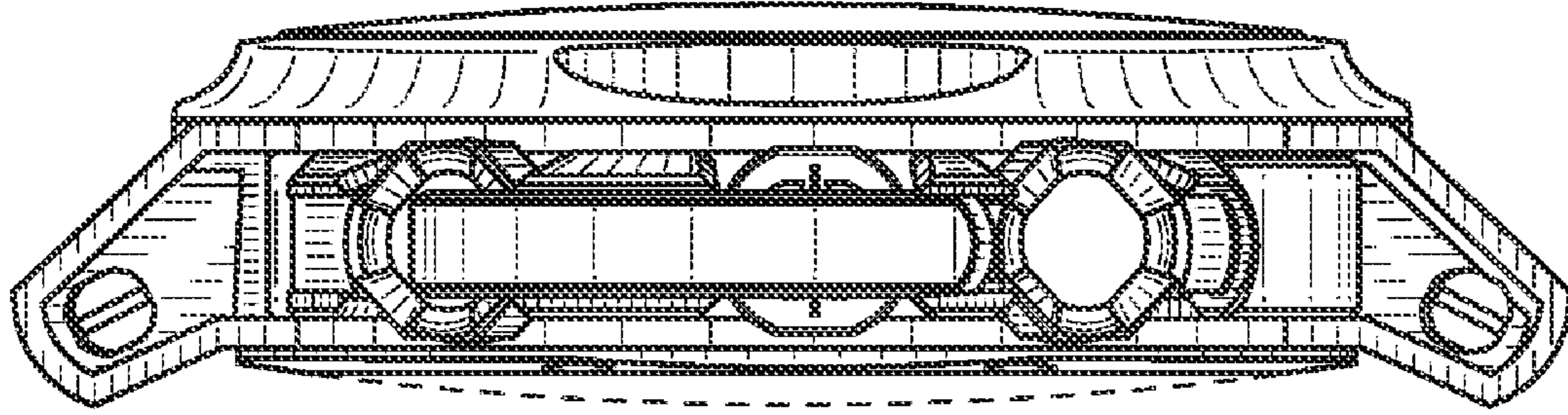


fig.5

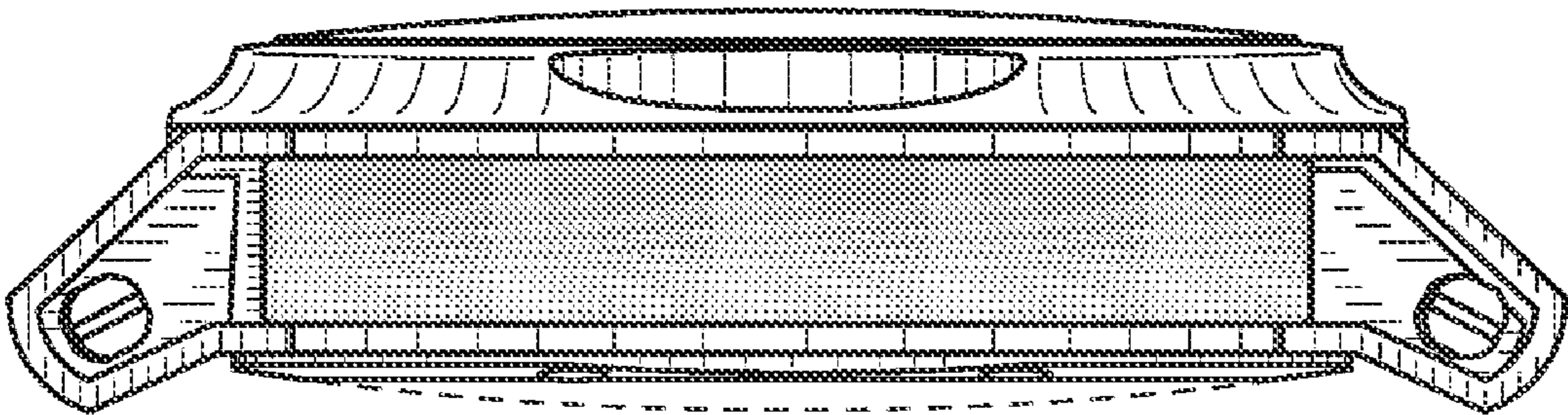


fig.6

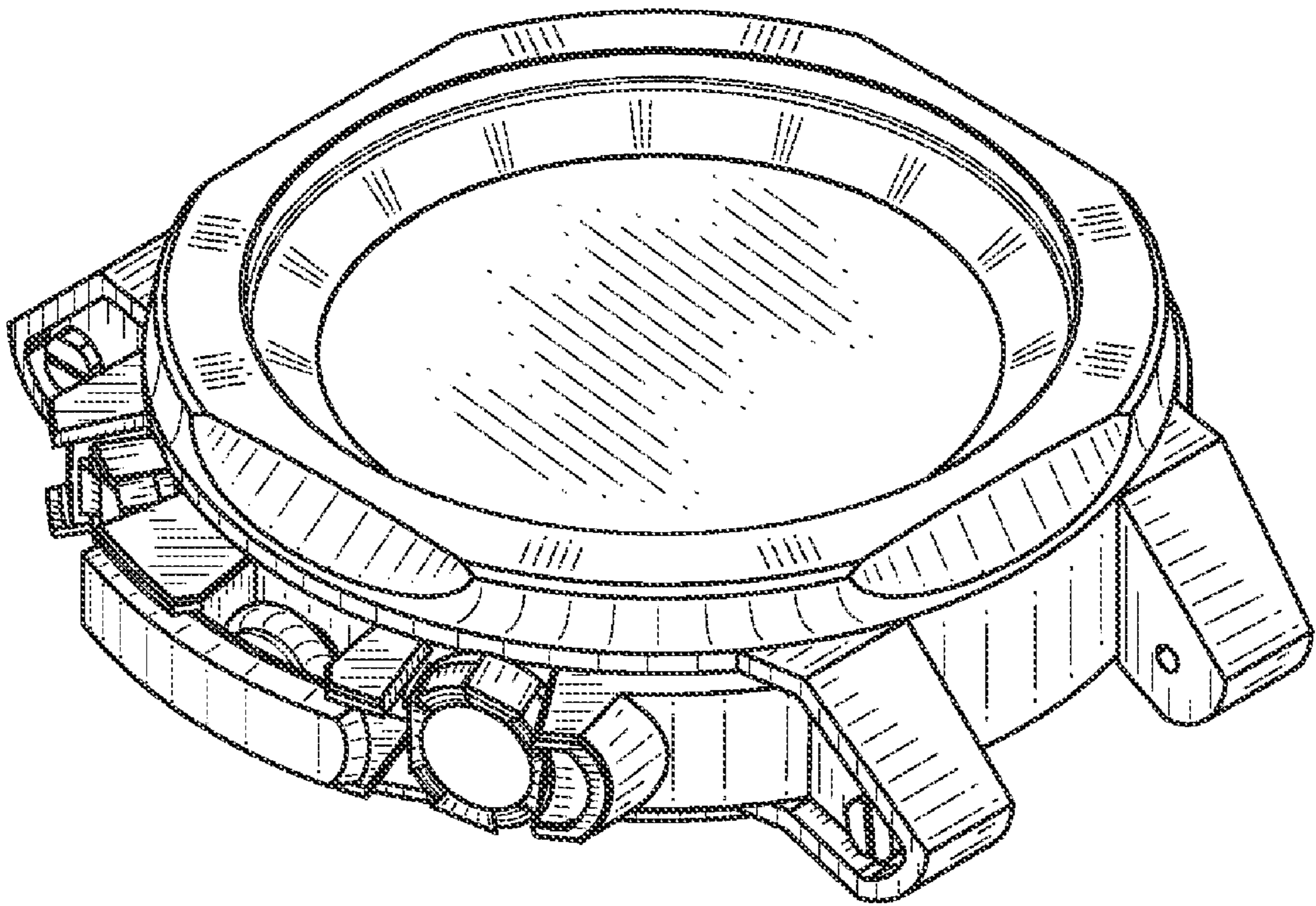


fig.7