



US00D609118S

(12) **United States Design Patent**
Woodworth

(10) **Patent No.:** **US D609,118 S**
(45) **Date of Patent:** **** Feb. 2, 2010**

(54) **MULTI-DOSE DISPENSER WITH DIAL
RETRACTOR**

2005/0067476 A1* 3/2005 Hengami 229/129.1

* cited by examiner

(75) Inventor: **Juan Woodworth**, Mexico City (MX)

Primary Examiner—Stella M Reid

Assistant Examiner—Shanda C Hill

(73) Assignee: **Tratamientos Individualizados, S.A.
DE C.V.**, Mexico City (MX)

(74) *Attorney, Agent, or Firm*—Birch, Stewart, Kolasch &
Birch, LLP

(**) Term: **14 Years**

(57) **CLAIM**

(21) Appl. No.: **29/331,561**

The ornamental design for a multi-dose dispenser with dial retractor, as shown and described.

(22) Filed: **Jan. 28, 2009**

(51) **LOC (9) Cl.** **09-01**

(52) **U.S. Cl.** **D9/730; D9/734**

(58) **Field of Classification Search** D9/415,
D9/417, 418, 430, 432, 730, 734; D6/512,
D6/515, 518, 524; D3/201, 302; D19/75,
D19/76, 78, 86, 89, 91; 221/9-14, 30, 33-41,
221/45, 47-49; 229/110, 129.1, 207, 925
See application file for complete search history.

DESCRIPTION

FIG. 1 is a front, left top perspective view of a multi-dose dispenser with dial retractor showing my new design;

FIG. 2 is a front view thereof;

FIG. 3 is a left side view thereof;

FIG. 4 is a right side view thereof;

FIG. 5 is a bottom view thereof; and,

The rear view is flat and unornamented and forms no part of the claimed design.

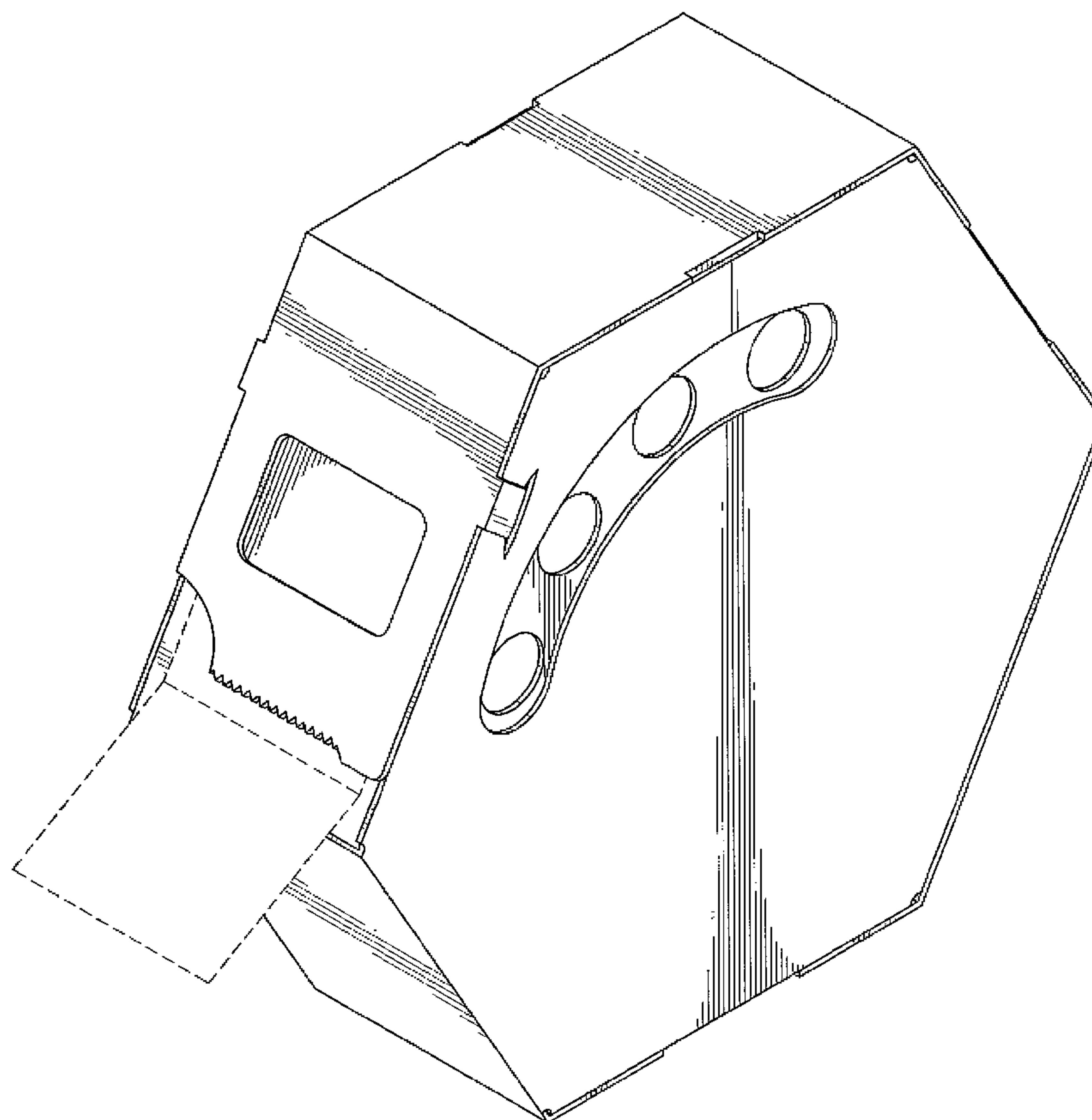
The broken lines shown in the drawing disclosure are for illustrative purposes only and form no part of the claimed design.

(56) **References Cited**

U.S. PATENT DOCUMENTS

D395,547 S * 6/1998 Sussman D3/302
D566,190 S * 4/2008 Kent et al. D19/86
D582,266 S * 12/2008 Helms et al. D9/430
D591,171 S * 4/2009 Kanbar D9/730

1 Claim, 3 Drawing Sheets



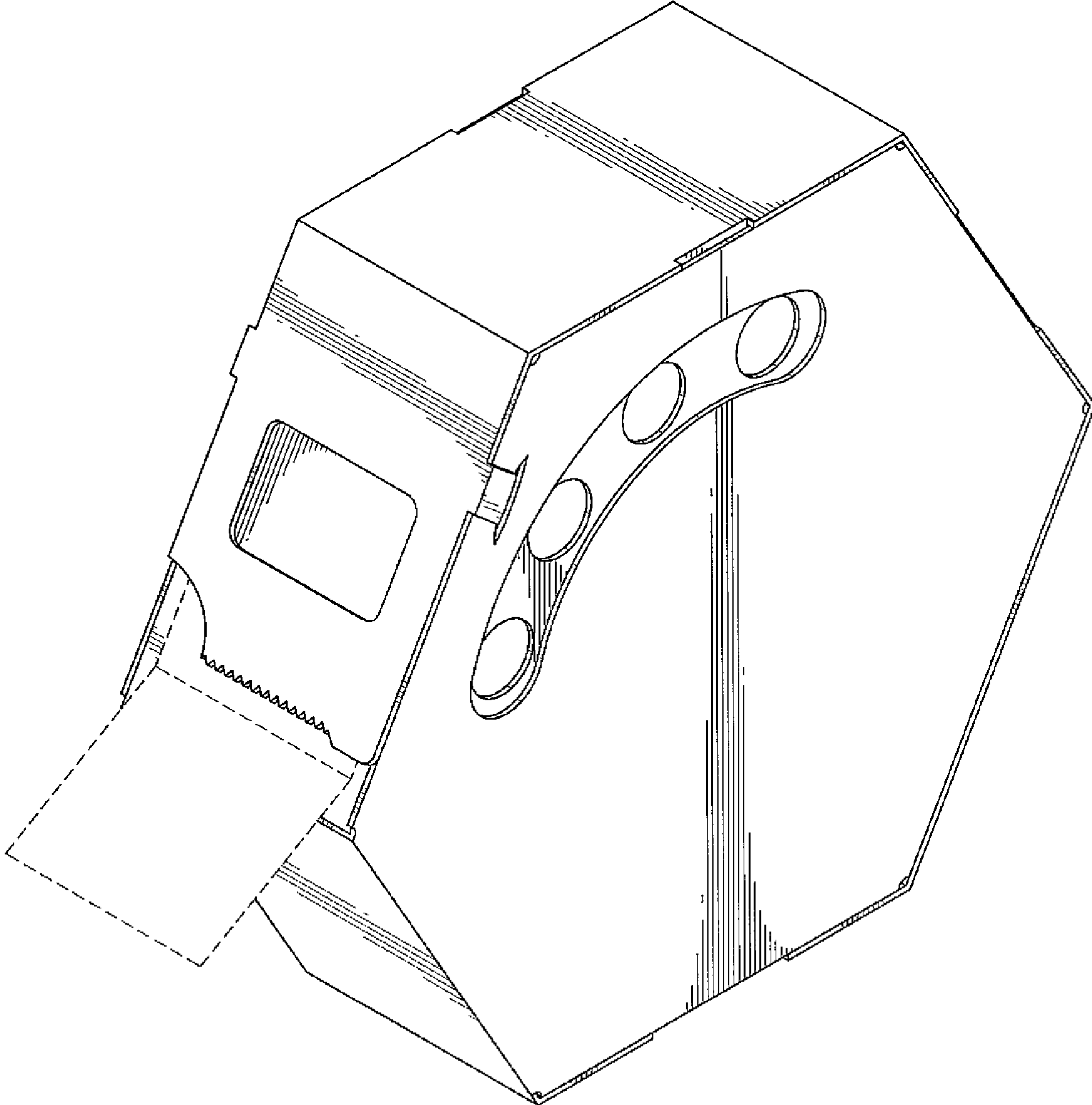


FIG.1

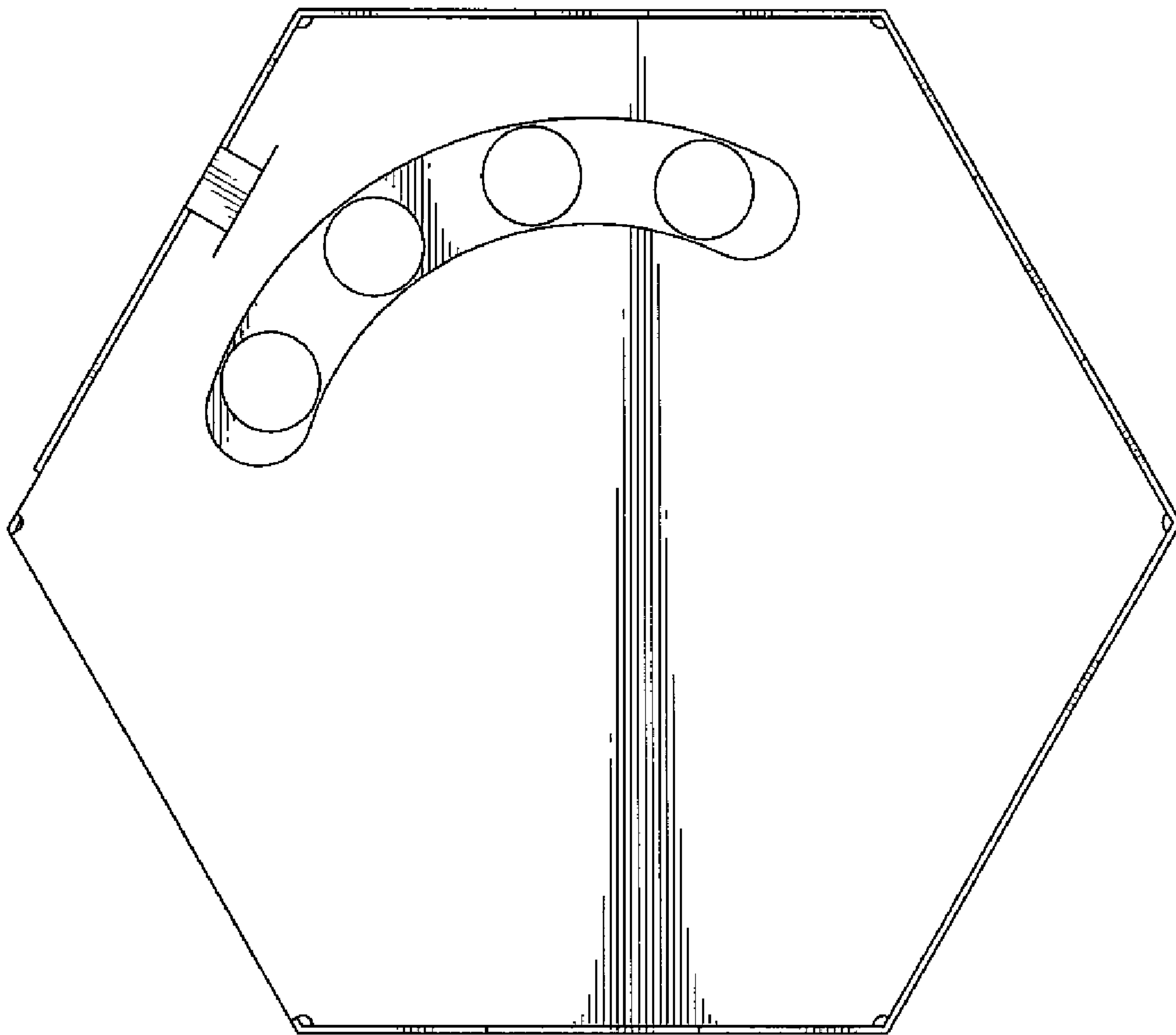


FIG.2

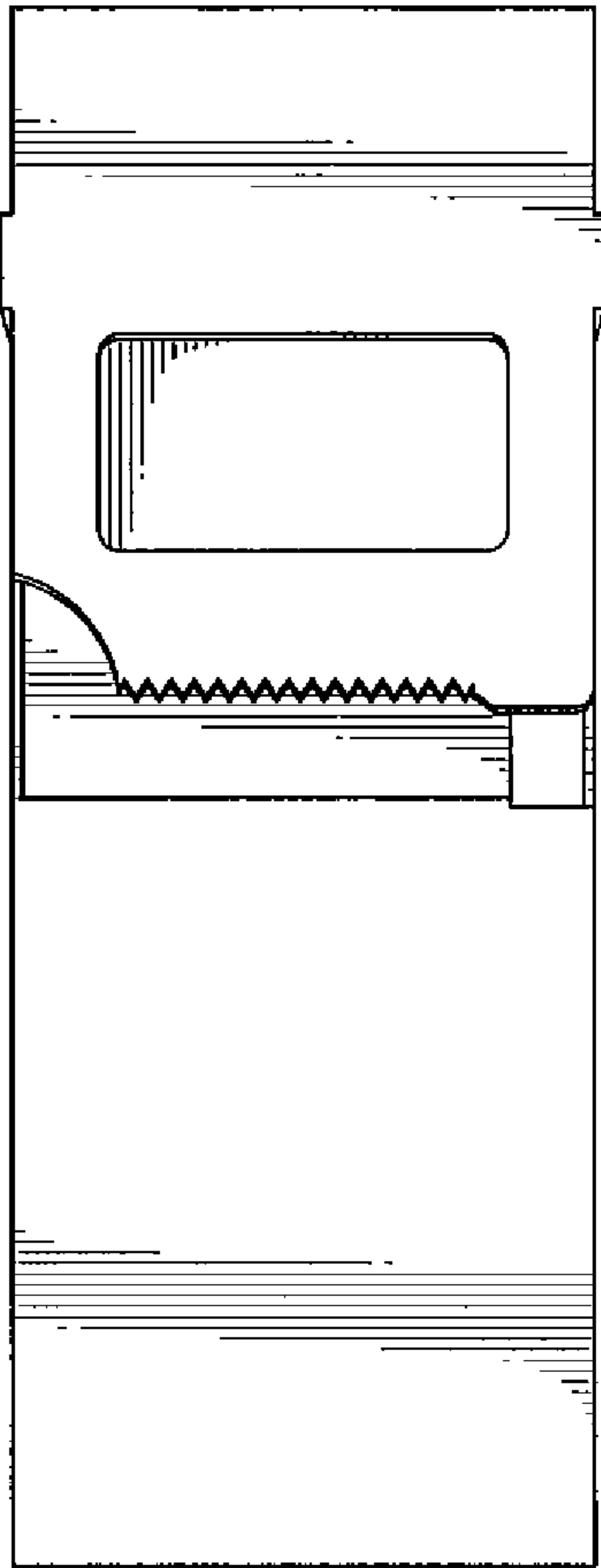


FIG. 3




FIG. 4

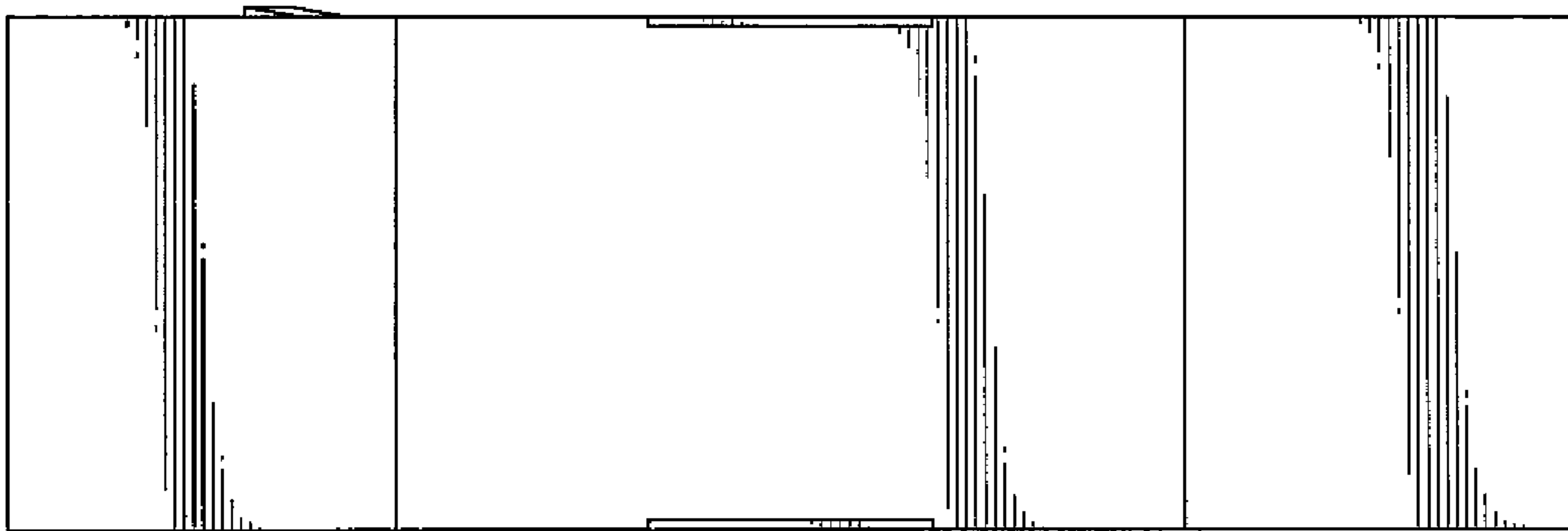


FIG. 5