



US00D609103S

(12) **United States Design Patent**
Marold et al.

(10) **Patent No.:** **US D609,103 S**

(45) **Date of Patent:** **** Feb. 2, 2010**

(54) **BOTTLE**

(76) Inventors: **Vincent J. Marold**, 4729 E. Sunrise Dr.,
Tucson, AZ (US) 85718; **Ravi K. Sawhney**, 350 Conejo Ridge Ave.,
Thousand Oaks, CA (US) 91361

(**) Term: **14 Years**

(21) Appl. No.: **29/294,772**

(22) Filed: **Jan. 25, 2008**

(51) **LOC (9) Cl.** **09-01**

(52) **U.S. Cl.** **D9/538; D9/539; D9/551;**
D9/558

(58) **Field of Classification Search** D9/516,
D9/537-539, 545-546, 548-549, 551, 554,
D9/564, 567; D28/76, 90; 215/382-384
See application file for complete search history.

(56) **References Cited**

U.S. PATENT DOCUMENTS

D154,563 S *	7/1949	Peters	D9/551
D189,373 S *	11/1960	Lerner	D9/539
D191,888 S *	12/1961	Pettengill	D9/538
D198,054 S *	4/1964	Lowry	D9/545 X
D199,275 S *	9/1964	Du Pree	D9/564 X
D205,422 S *	8/1966	Koenigsberg	D9/548
3,438,116 A *	4/1969	Stengle, Jr.	29/447
D234,250 S *	2/1975	Holzäepfel	D9/540
D242,691 S *	12/1976	Koenigsberg	D9/551 X
D380,671 S *	7/1997	Young	D9/538

D443,206 S *	6/2001	Weber	D9/538 X
D467,181 S *	12/2002	Versace	D9/549 X
D504,617 S *	5/2005	Pedmo et al.	D9/558 X
D551,984 S *	10/2007	La Kier et al.	D9/538
D555,497 S *	11/2007	Lavelli	D9/551
D564,889 S *	3/2008	Boon	D9/539
D576,041 S *	9/2008	Melrose et al.	D9/516
D592,512 S *	5/2009	Dubitsky et al.	D9/516
D593,862 S *	6/2009	Ribadeneira Mejia et al.	D9/516

* cited by examiner

Primary Examiner—Carol Rademaker

(57) **CLAIM**

The ornamental design for a bottle, as shown and described.

DESCRIPTION

FIG. 1 is a perspective view of a bottle;

FIG. 2 is a front elevational view thereof, the rear elevational view being a mirror image;

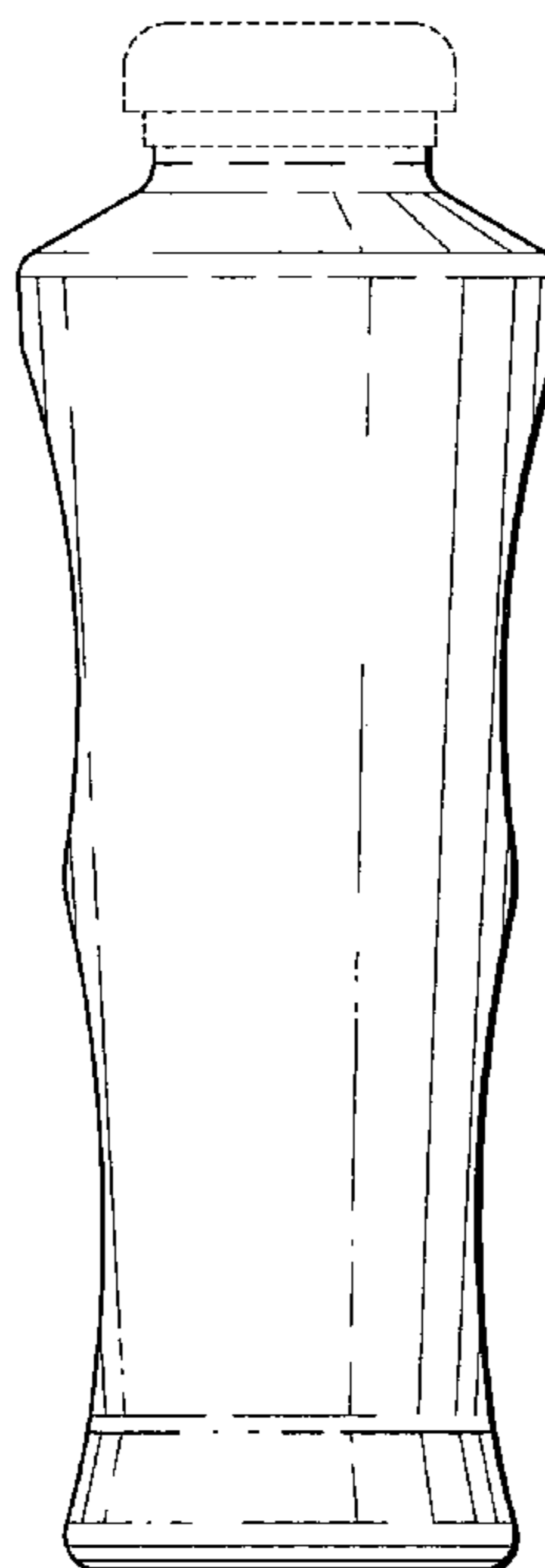
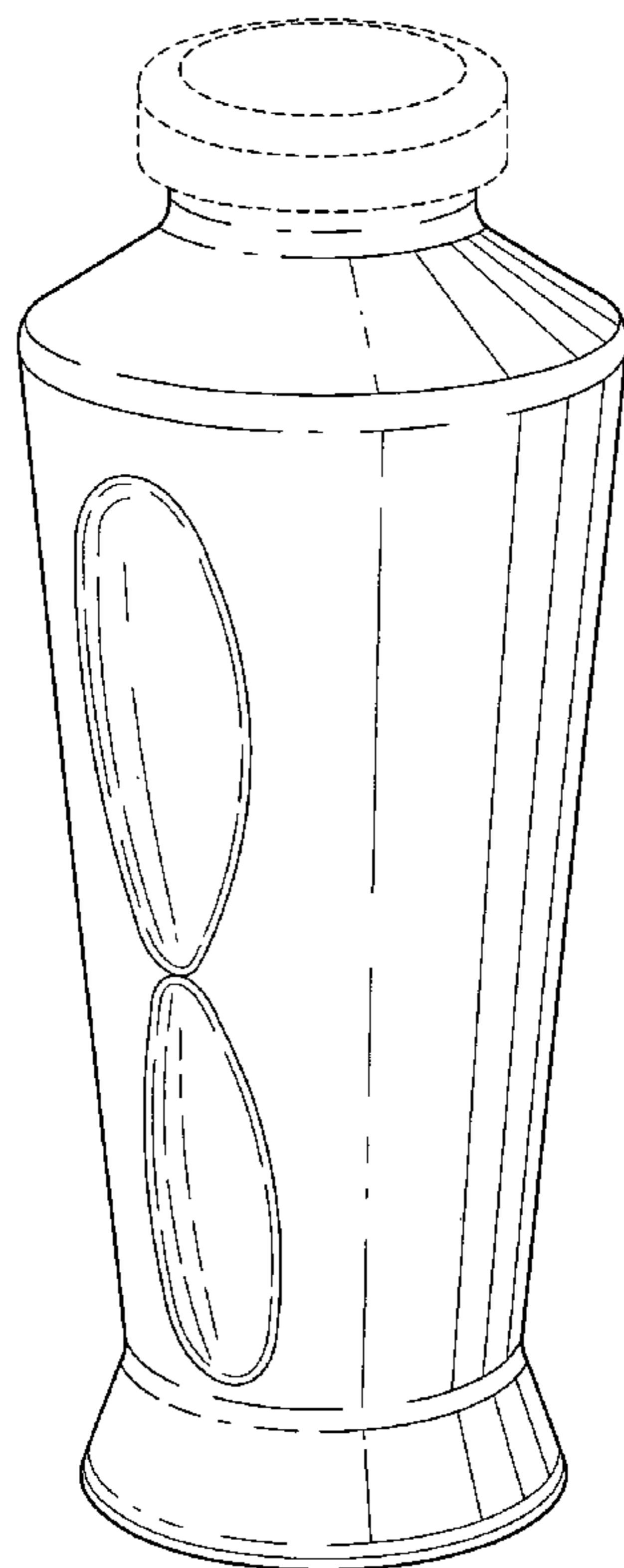
FIG. 3 is a left side elevational view thereof, the right side elevational view being a mirror image;

FIG. 4 is a top plan view thereof; and,

FIG. 5 is a bottom plan view thereof.

The broken lines shown in the drawing views are included for the purpose of showing environmental structure that forms no part of the claimed design.

1 Claim, 3 Drawing Sheets



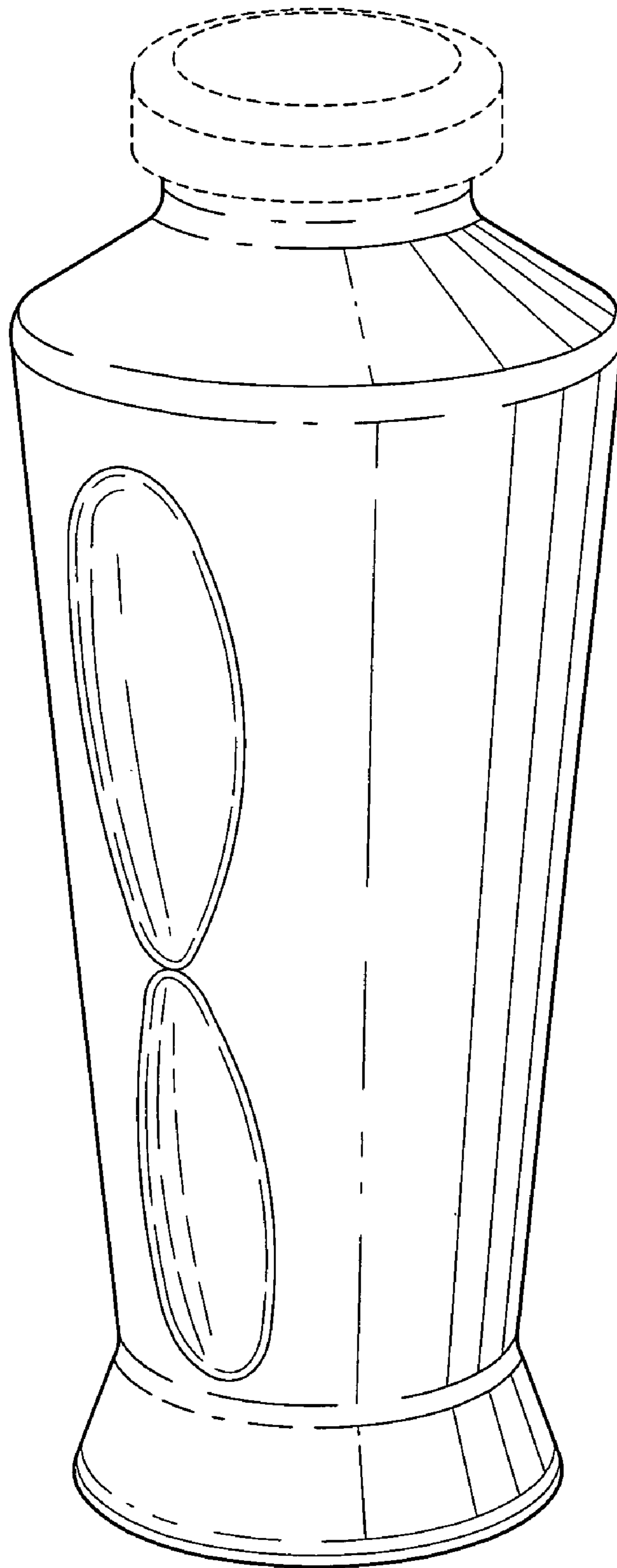


FIG. 1

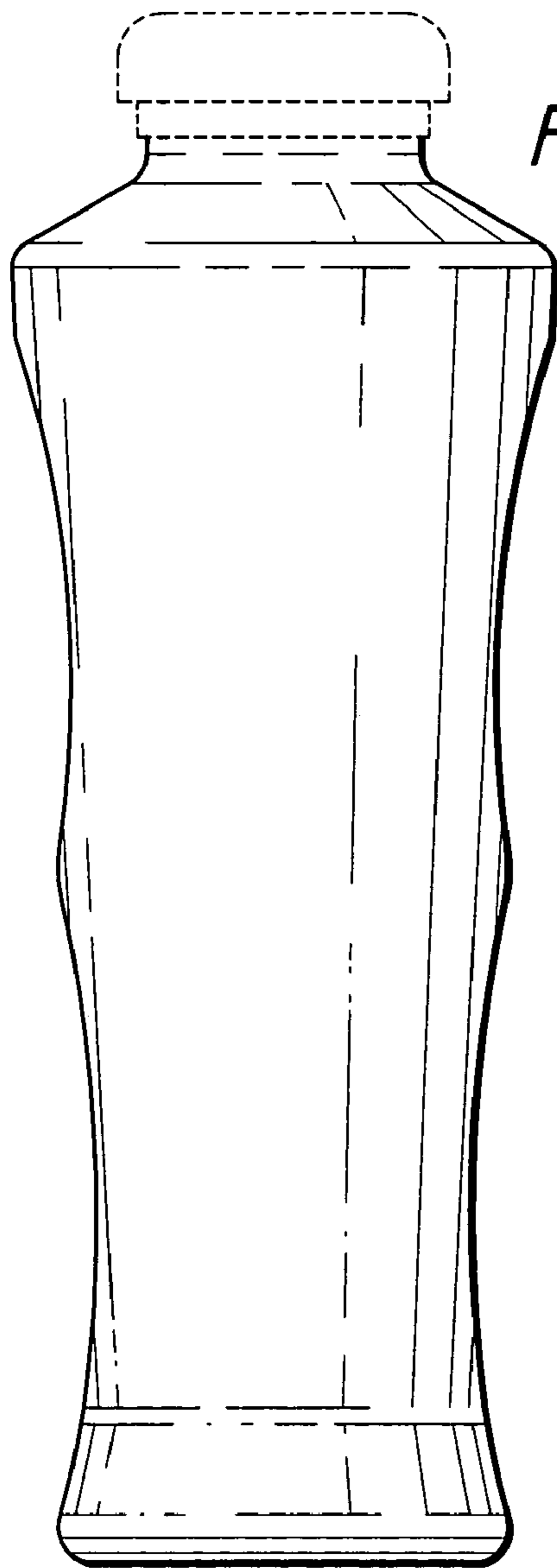


FIG. 2

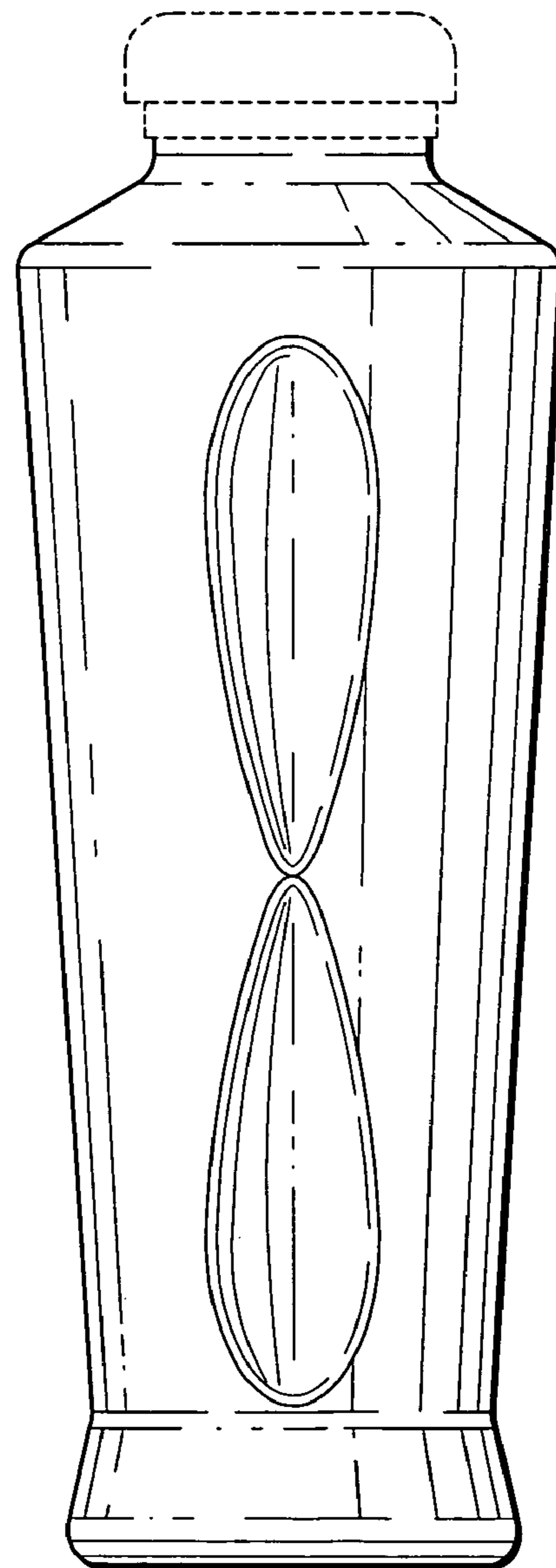


FIG. 3

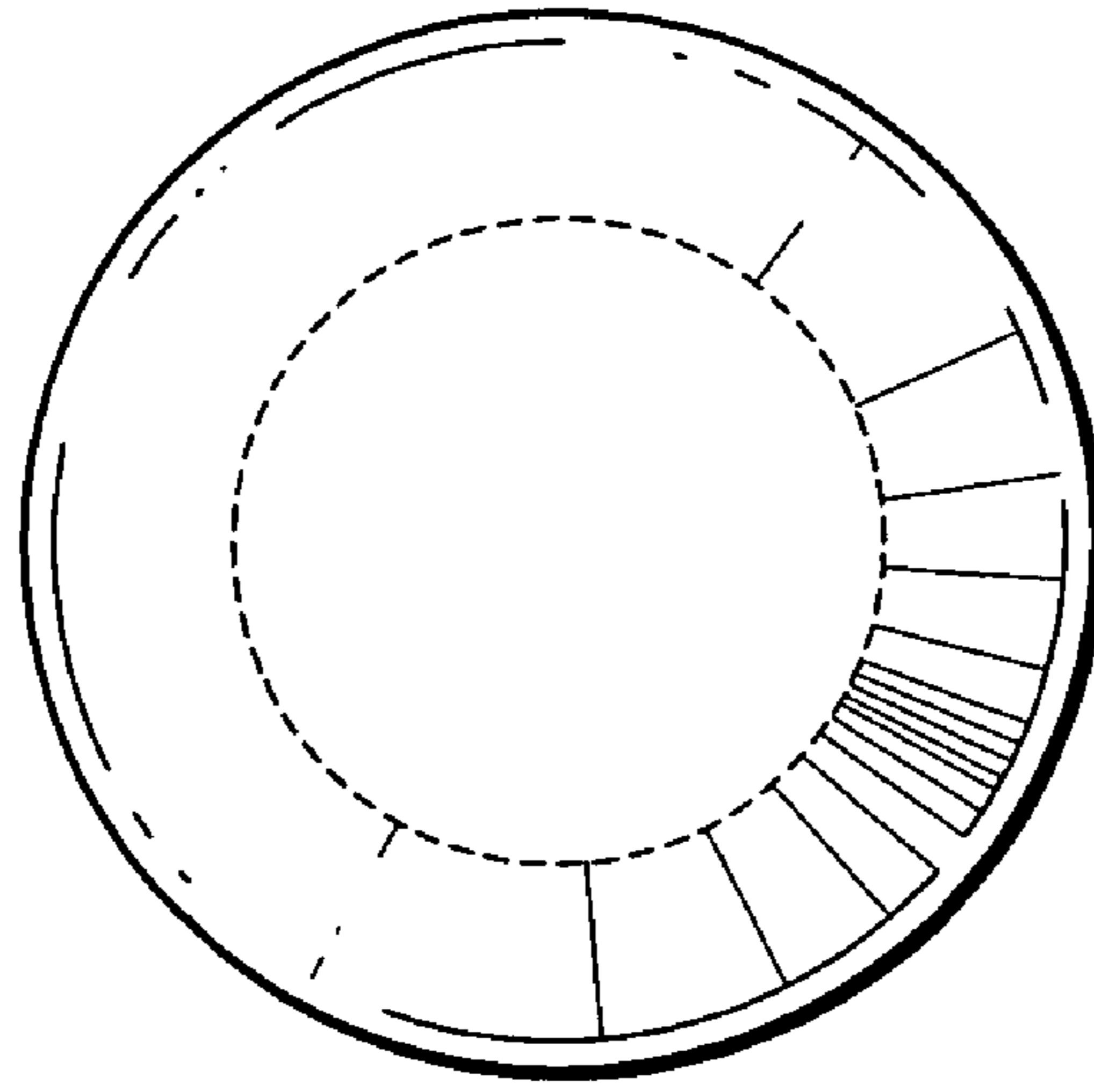


FIG. 4

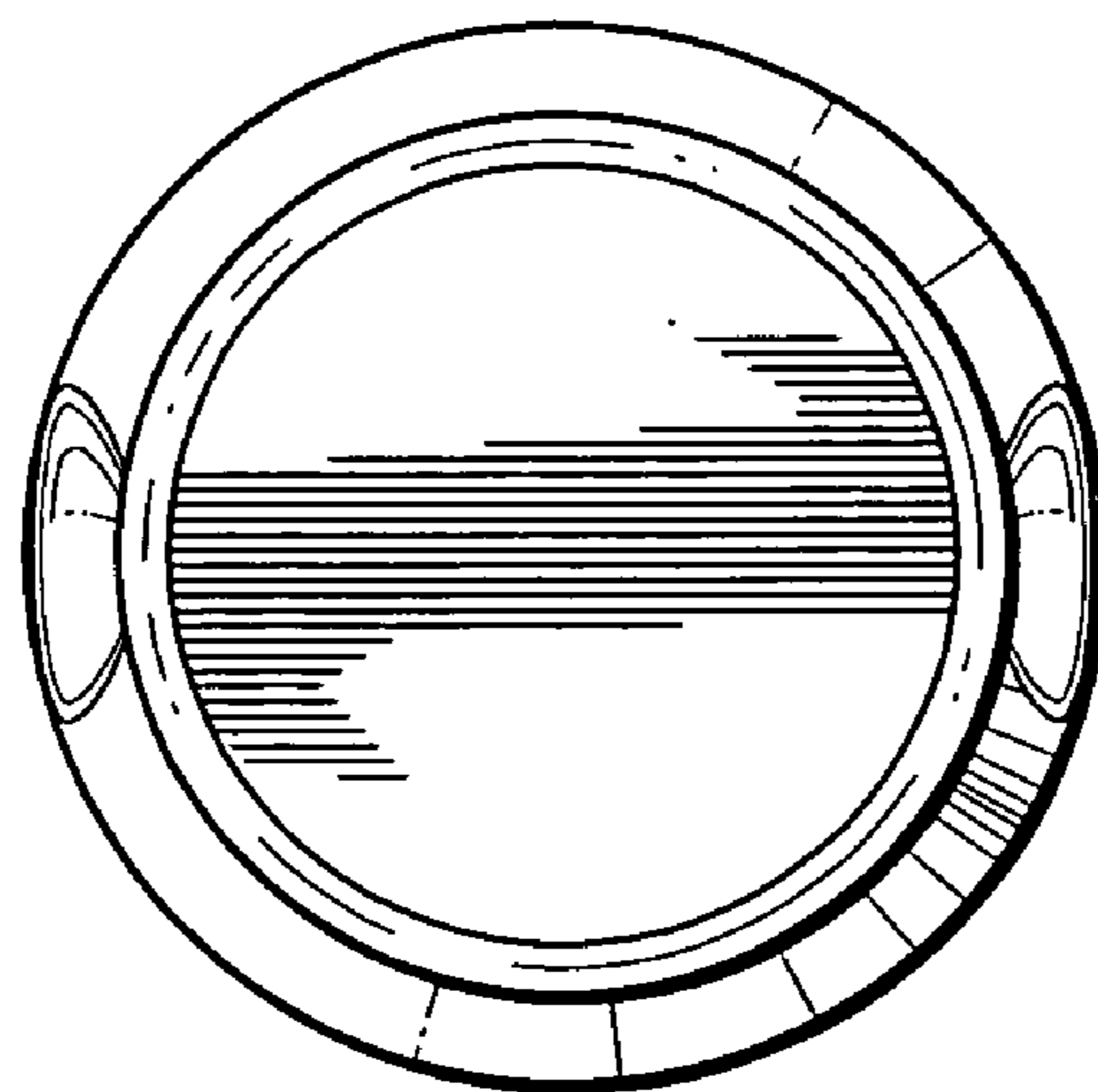


FIG. 5