



US00D609099S

(12) **United States Design Patent**  
**Oates**

(10) **Patent No.:** **US D609,099 S**

(45) **Date of Patent:** **\*\* Feb. 2, 2010**

(54) **BOTTLE**

(75) Inventor: **Benjamin Phalan Oates**, Kent (GB)

(73) Assignee: **Conopco, Inc.**, Englewood Cliffs, NJ (US)

(\*\*) Term: **14 Years**

(21) Appl. No.: **29/293,915**

(22) Filed: **Dec. 18, 2007**

(30) **Foreign Application Priority Data**

Jun. 18, 2007 (GB) ..... 4003199

(51) **LOC (9) Cl.** ..... **09-01**

(52) **U.S. Cl.** ..... **D9/522; D9/529**

(58) **Field of Classification Search** ..... D9/434,  
D9/435, 454, 516, 522, 529, 530, 539, 540,  
D9/549, 550, 554, 558, 571, 574, 575, 726;  
215/381-385; 220/669; D28/73, 76, 77,  
D28/82

See application file for complete search history.

(56) **References Cited**

**U.S. PATENT DOCUMENTS**

D216,460 S \* 1/1970 Gibson ..... D9/523

D526,201 S \* 8/2006 Bakic ..... D9/522

D526,202 S \* 8/2006 Bakic ..... D9/522

D575,159 S \* 8/2008 Volberg ..... D9/522

D585,761 S \* 2/2009 Oates ..... D9/686

\* cited by examiner

*Primary Examiner*—Stella M Reid

*Assistant Examiner*—Keli L Hill

(57) **CLAIM**

The ornamental design for a bottle, substantially as shown and described.

**DESCRIPTION**

FIG. 1 is a perspective view from above and one end of my bottle;

FIG. 2 is an elevational view of one side of my bottle;

FIG. 3 is an elevational view of the other side of my bottle;


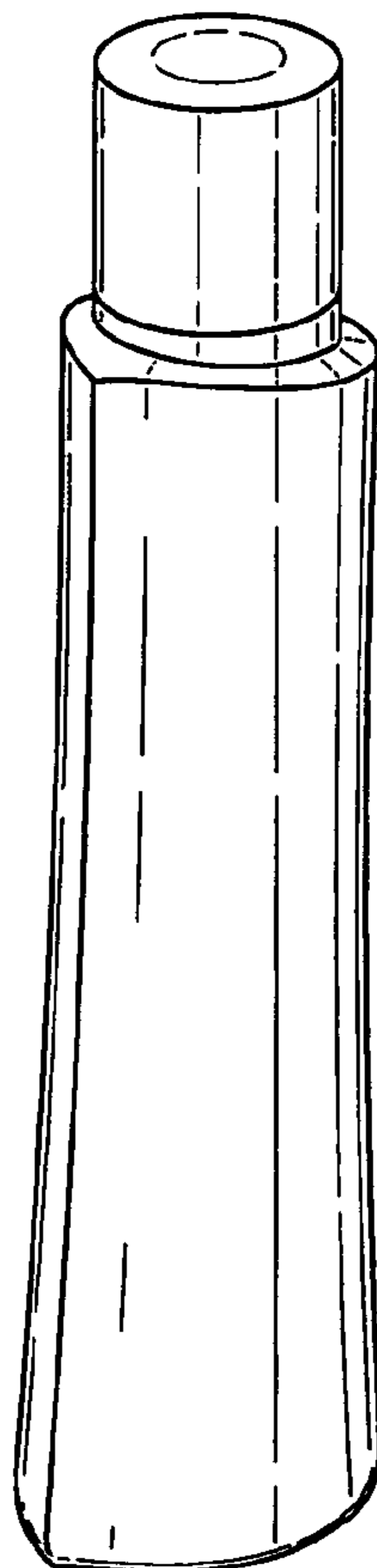
FIG. 4 is an elevational view of one end of my bottle;

FIG. 5 is an elevational view of the other end of my bottle;

FIG. 6 is a top plan view of my bottle; and,

FIG. 7 is an underneath plan view of my bottle.

**1 Claim, 2 Drawing Sheets**



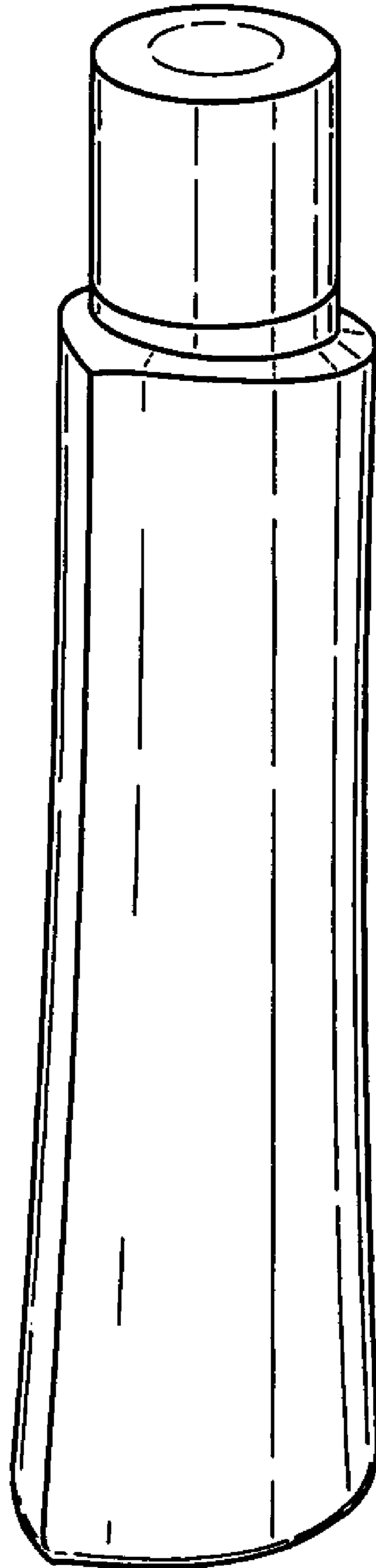


Fig. 1.

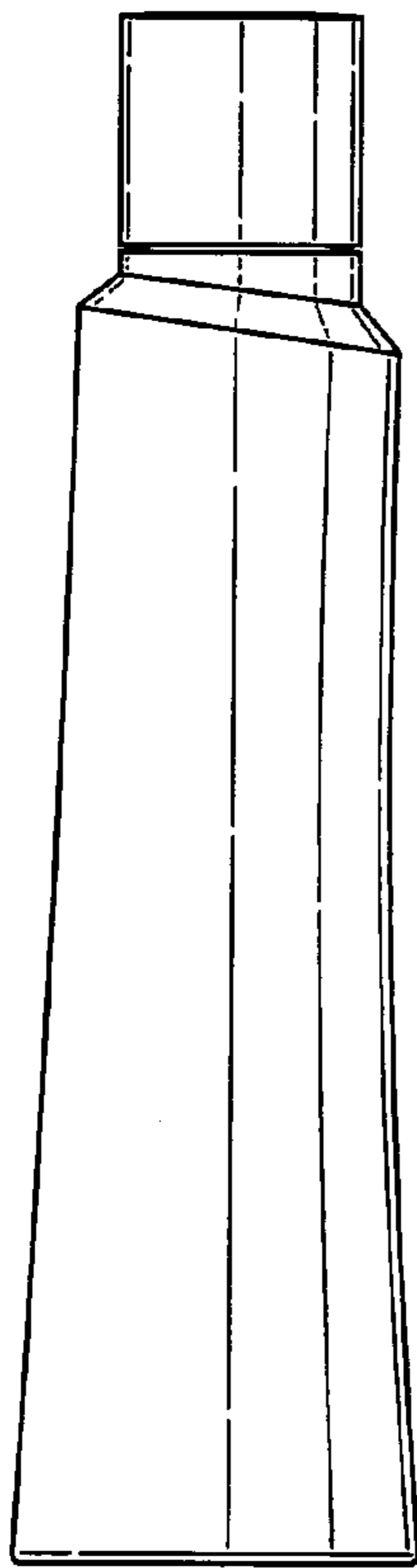


Fig.2.



Fig.3.




Fig.4.




Fig.5.

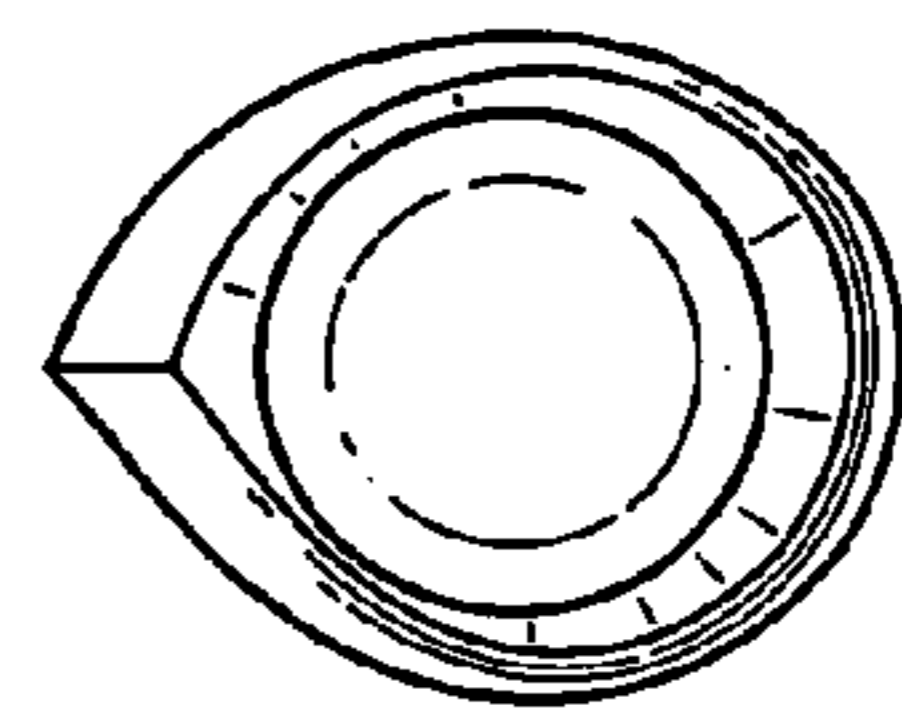


Fig.6.

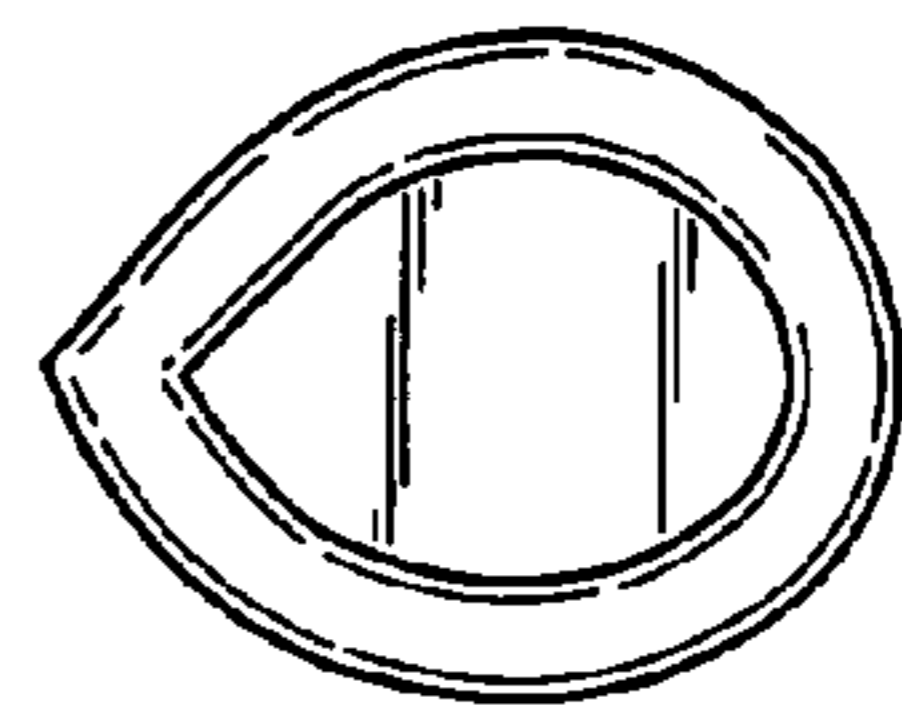


Fig.7.