



US00D609063S

(12) **United States Design Patent**  
**Pang**

(10) **Patent No.:** **US D609,063 S**

(45) **Date of Patent:** **\*\* Feb. 2, 2010**

(54) **CUTTING BOARD**

(75) Inventor: **Chi Kong Pang**, Hong Kong (HK)

(73) Assignee: **SAR Holdings International Limited**,  
Hong Kong (HK)

(\*\*) Term: **14 Years**

(21) Appl. No.: **29/341,738**

(22) Filed: **Aug. 12, 2009**

(51) **LOC (9) Cl.** ..... **07-04**

(52) **U.S. Cl.** ..... **D7/698**

(58) **Field of Classification Search** ..... D7/388,  
D7/409, 505, 549, 552.2, 553.5, 553.8, 554.2,  
D7/555, 566, 587, 624.1, 637-638, 667, 673,  
D7/696, 698-699; D9/440, 447, 454; D10/46.3;  
D27/126; 99/446, 449; 220/23.6; 269/13-16,  
269/54.5, 289 R, 291-292, 297-298, 302.1  
See application file for complete search history.

(56) **References Cited**

**U.S. PATENT DOCUMENTS**

956,858 A \* 5/1910 Kauffmann ..... 220/23.6  
D54,971 S \* 4/1920 Thompson ..... D7/553.8  
D91,229 S \* 12/1933 Pyle ..... D7/549  
D109,508 S \* 5/1938 Wood ..... D7/566

D151,449 S \* 10/1948 Jenkins ..... D27/126  
D184,416 S \* 2/1959 Anderson ..... D7/555  
D206,390 S \* 12/1966 Jaskulek ..... D7/552.2  
D305,712 S \* 1/1990 Bauman et al. .... D7/553.8  
D345,084 S \* 3/1994 Williams ..... D7/553.8  
D398,481 S \* 9/1998 Brown et al. .... D7/554.2  
D415,932 S \* 11/1999 Cornelissen ..... D7/587  
D553,452 S \* 10/2007 Shamoon ..... D7/698

\* cited by examiner

*Primary Examiner*—Caron Veynar

*Assistant Examiner*—Ricky Pham

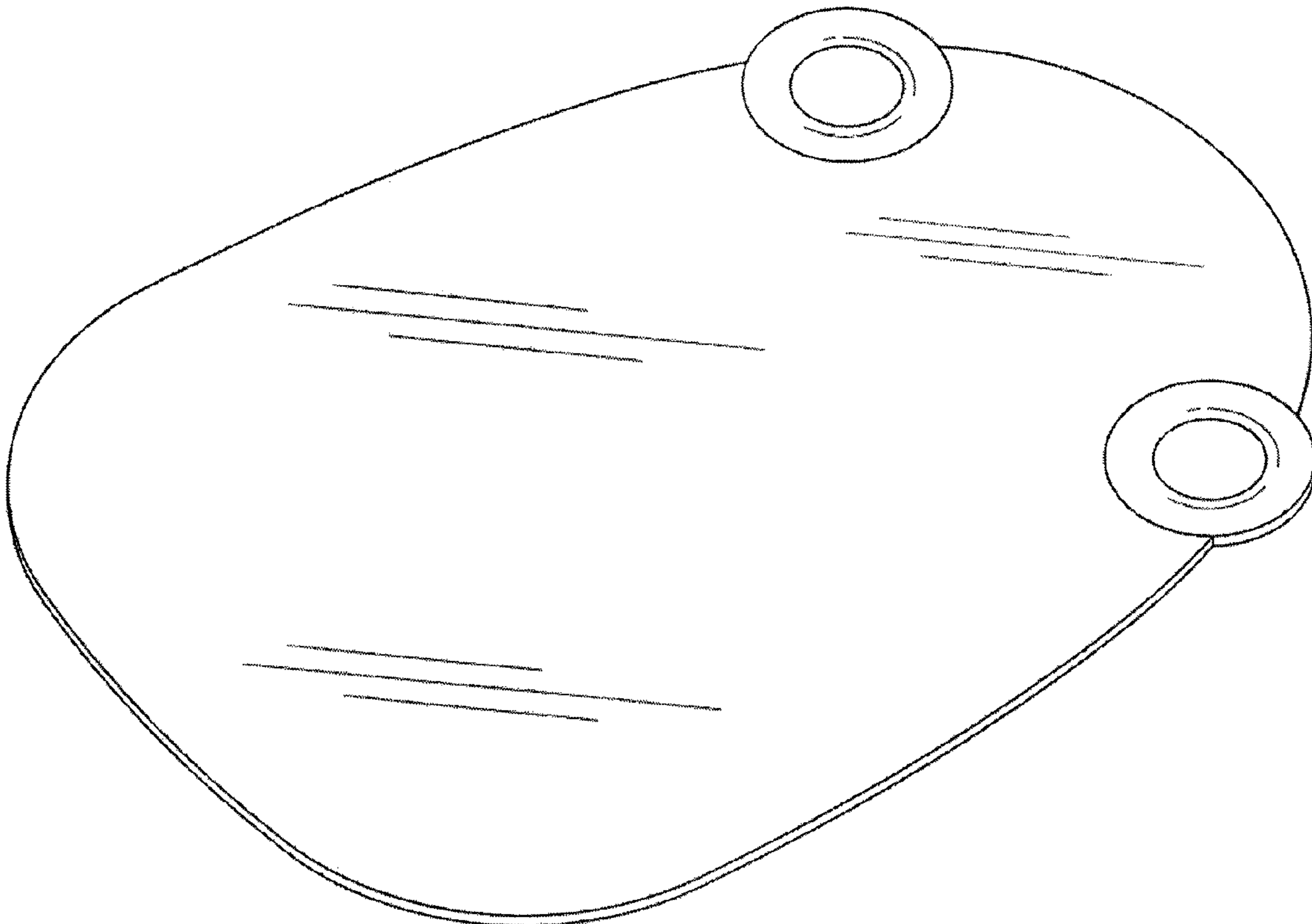
(57) **CLAIM**

The Ornamental design for a cutting board, as shown.

**DESCRIPTION**

FIG. 1 is a perspective view of the cutting board;  
FIG. 2 is a front view of the cutting board;  
FIG. 3 is a back view of the cutting board;  
FIG. 4 is a right view of the cutting board;  
FIG. 5 is a left view of the cutting board;  
FIG. 6 is a top view of the cutting board; and,  
FIG. 7 is a bottom view of the cutting board.

**1 Claim, 7 Drawing Sheets**



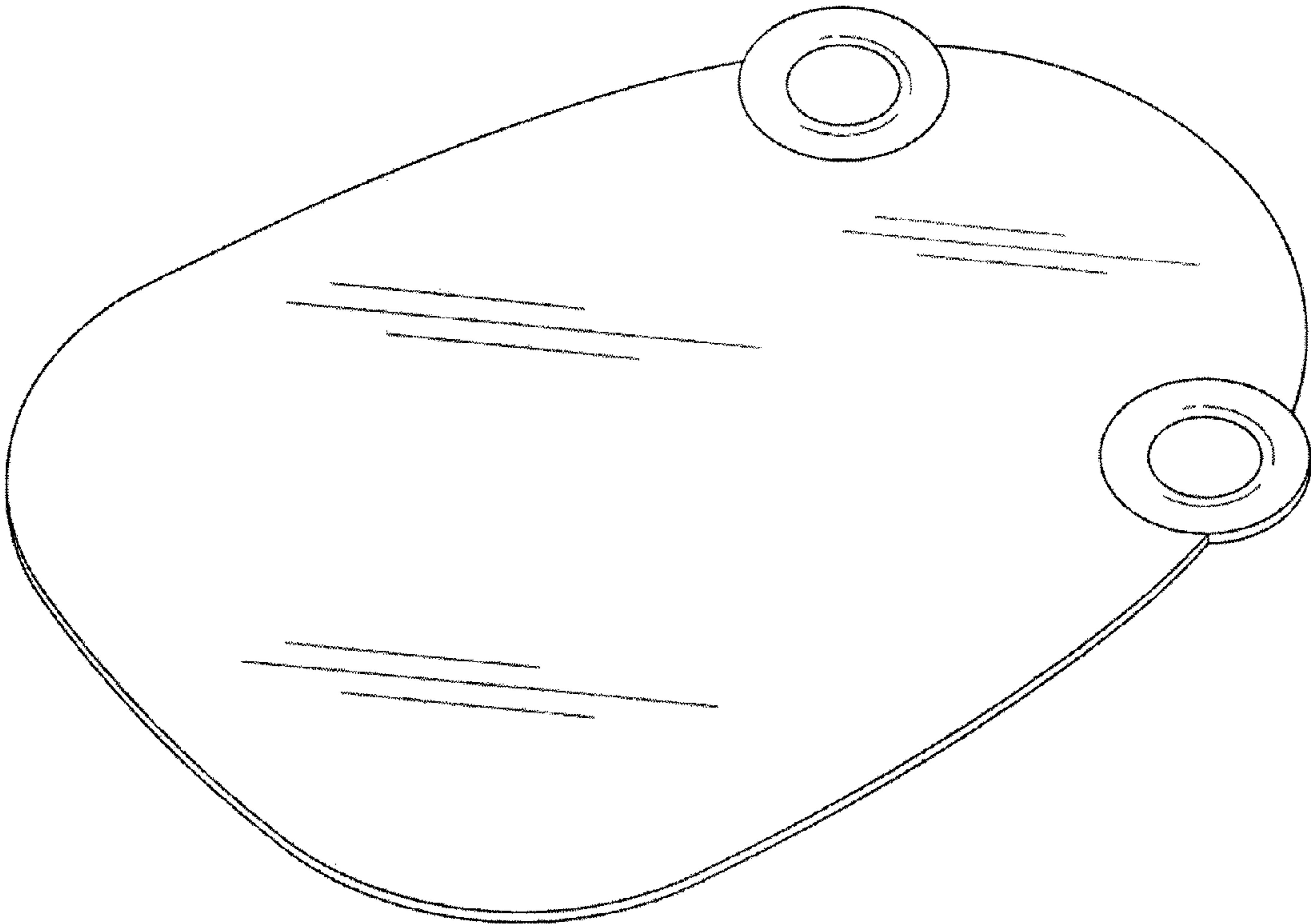


FIG. 1

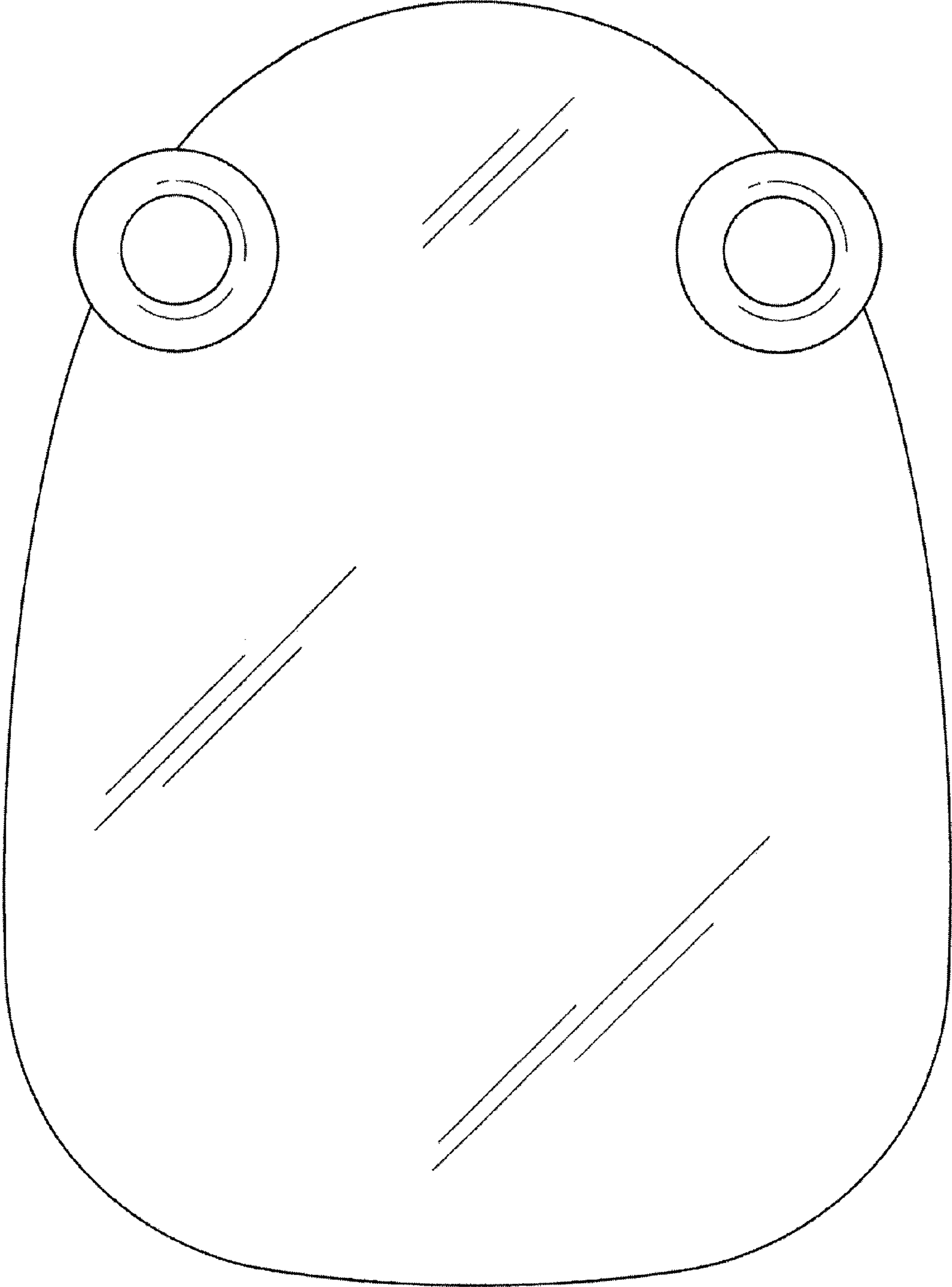


FIG. 2

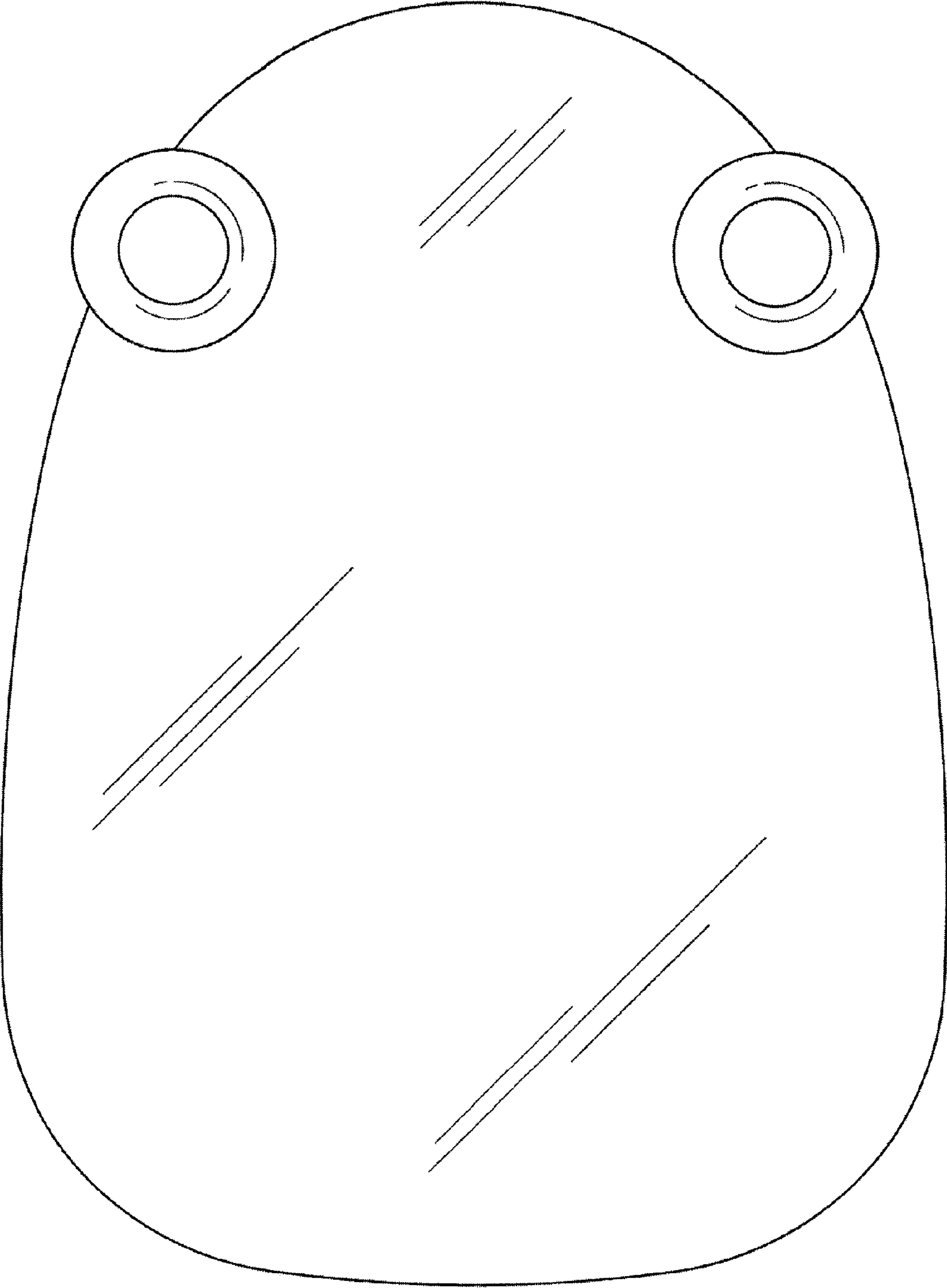


FIG. 3



FIG. 4



FIG. 5




FIG. 6



FIG. 7