



US00D609061S

(12) **United States Design Patent**
Davidov

(10) **Patent No.:** **US D609,061 S**
(45) **Date of Patent:** **** Feb. 2, 2010**

(54) **RING-SHAPED SPOON**

D531,918 S * 11/2006 Heiligenstein et al. D10/46.2
D532,657 S * 11/2006 Del Rosario D7/637
D572,089 S * 7/2008 Teys et al. D7/653

(76) Inventor: **Kenneth A. Davidov**, 25 Wheeler Ave.,
Pleasantville, NY (US) 10570

* cited by examiner

(**) Term: **14 Years**

Primary Examiner—Caron Veynar
Assistant Examiner—Ricky Pham

(21) Appl. No.: **29/343,463**

(22) Filed: **Sep. 14, 2009**

(57) **CLAIM**

(51) **LOC (9) Cl.** **07-03**

The ornamental design for a ring-shaped spoon, as shown.

(52) **U.S. Cl.** **D7/653**

(58) **Field of Classification Search** D7/368,
D7/395, 401.2, 601, 624, 637, 641–646, 649–654,
D7/660–669, 675–676, 683, 688–692, 695–696;
D10/46.2; D21/473; 30/137, 141–143, 147–150,
30/322–327, 329, 340, 342–346; 416/70 R
See application file for complete search history.

DESCRIPTION

FIG. 1 is a top view of a ring-shaped spoon showing my new design;

(56) **References Cited**

U.S. PATENT DOCUMENTS

D212,548 S * 10/1968 Lewis D10/46.2
3,795,062 A * 3/1974 Lamb 434/260
D248,786 S * 8/1978 Nakao D21/473
D363,416 S * 10/1995 Laib D7/641
D497,292 S * 10/2004 Snell D7/637

FIG. 2 is a bottom view thereof;

FIG. 3 is a right view thereof;

FIG. 4 is a left view thereof;

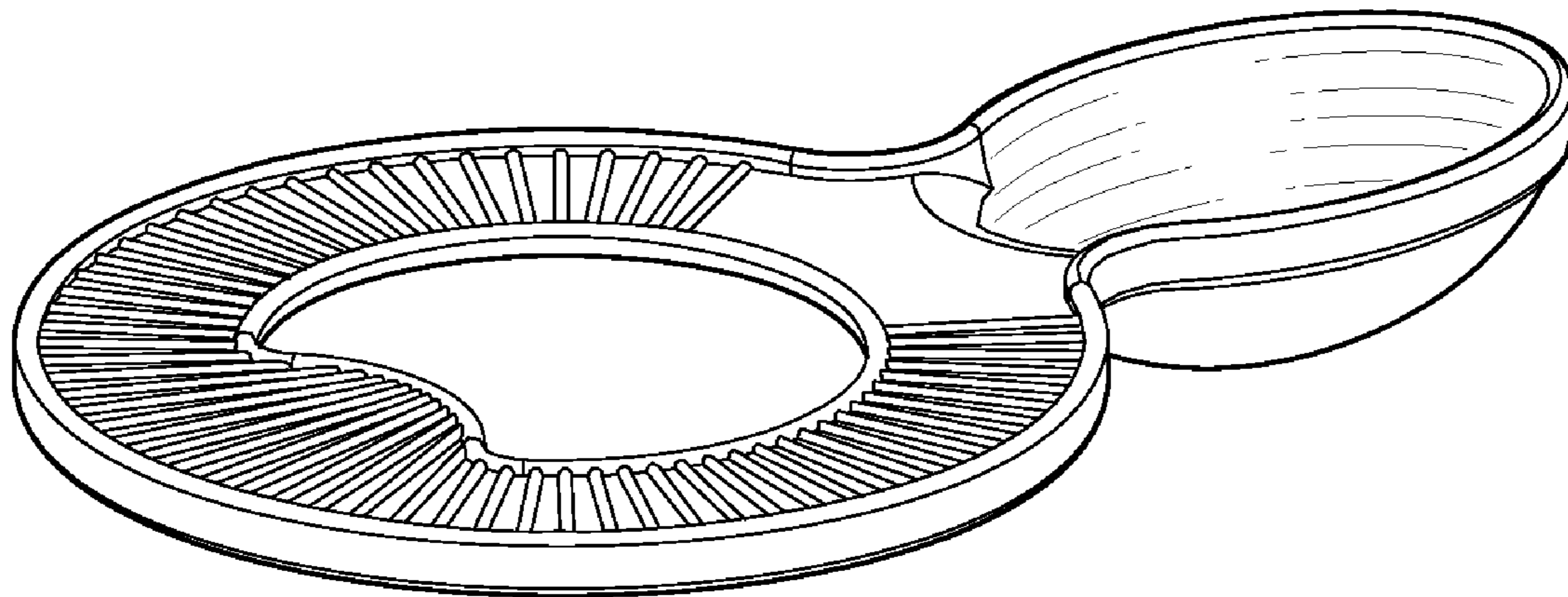
FIG. 5 is a back view thereof;

FIG. 6 is a front view thereof;

FIG. 7 is a top perspective view thereof; and,

FIG. 8 is a bottom perspective view thereof.

1 Claim, 5 Drawing Sheets



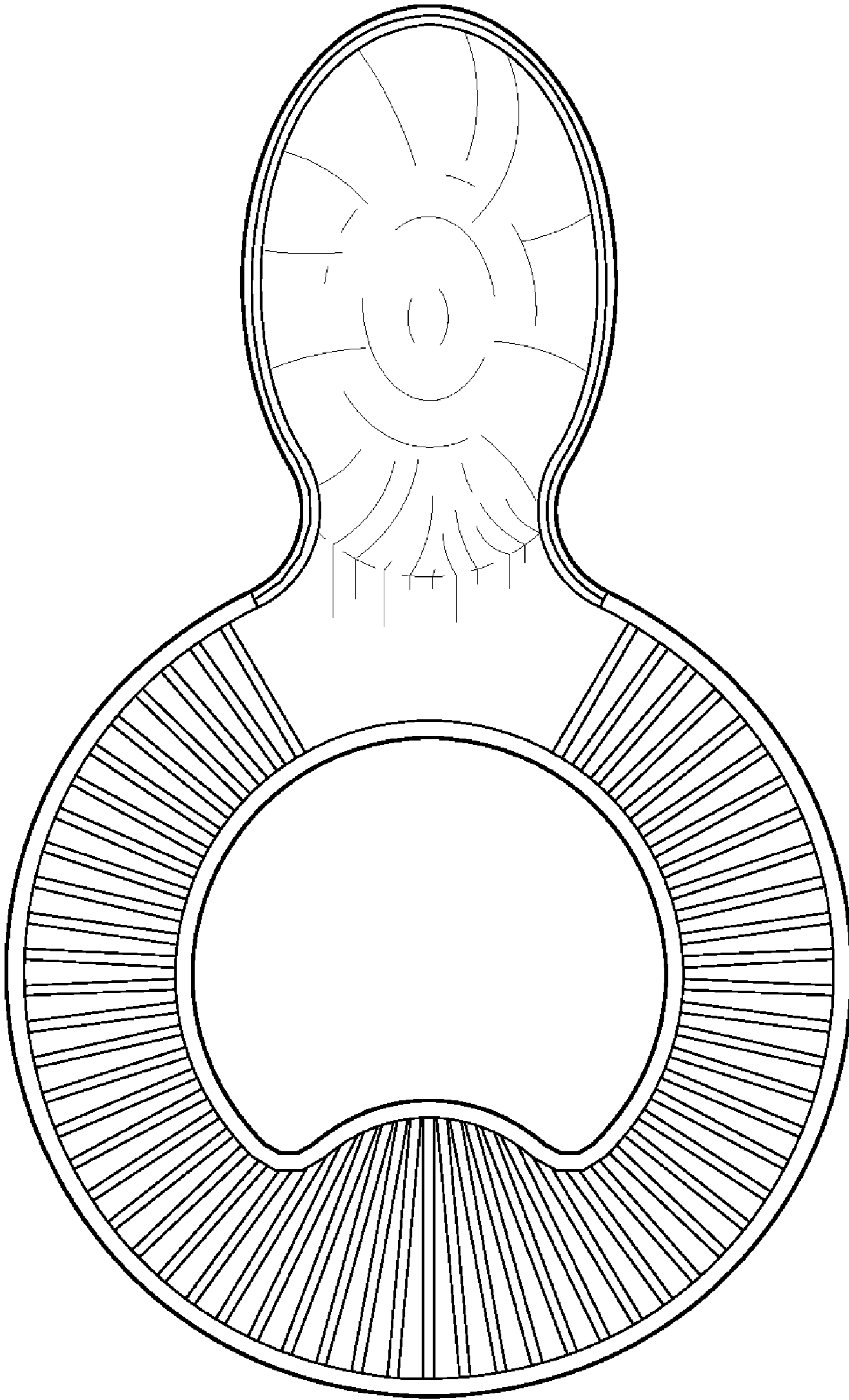


FIG. 1

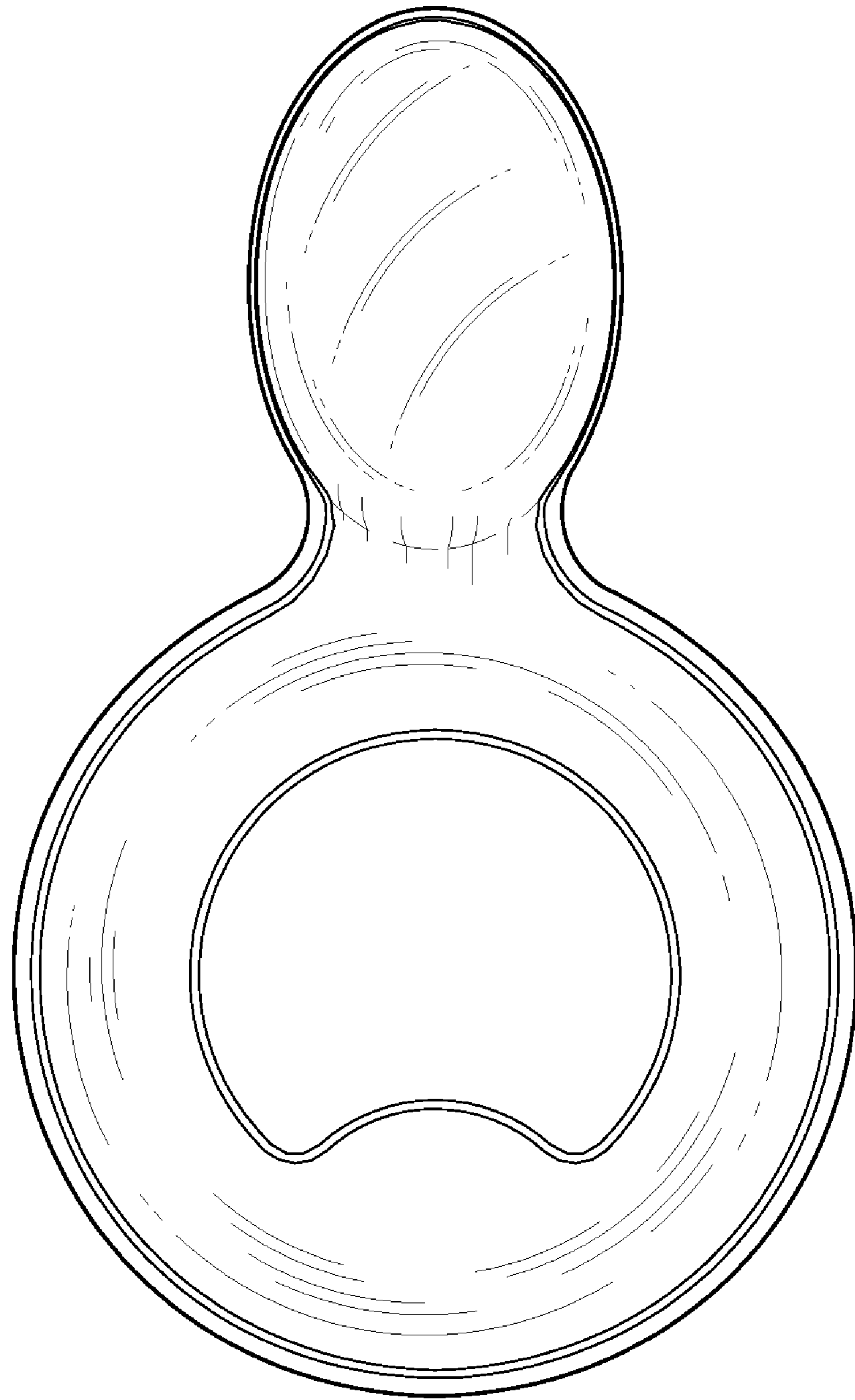


FIG. 2




FIG. 3




FIG. 4



FIG. 5



FIG. 6

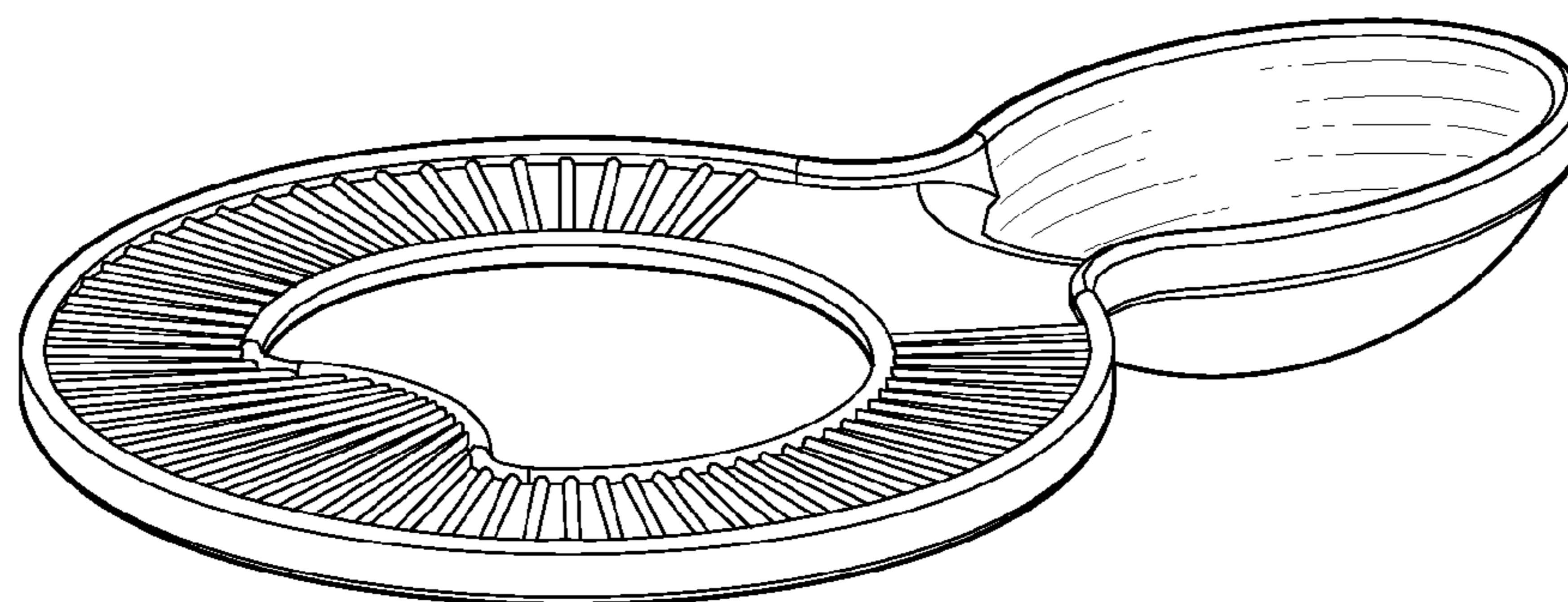


FIG. 7

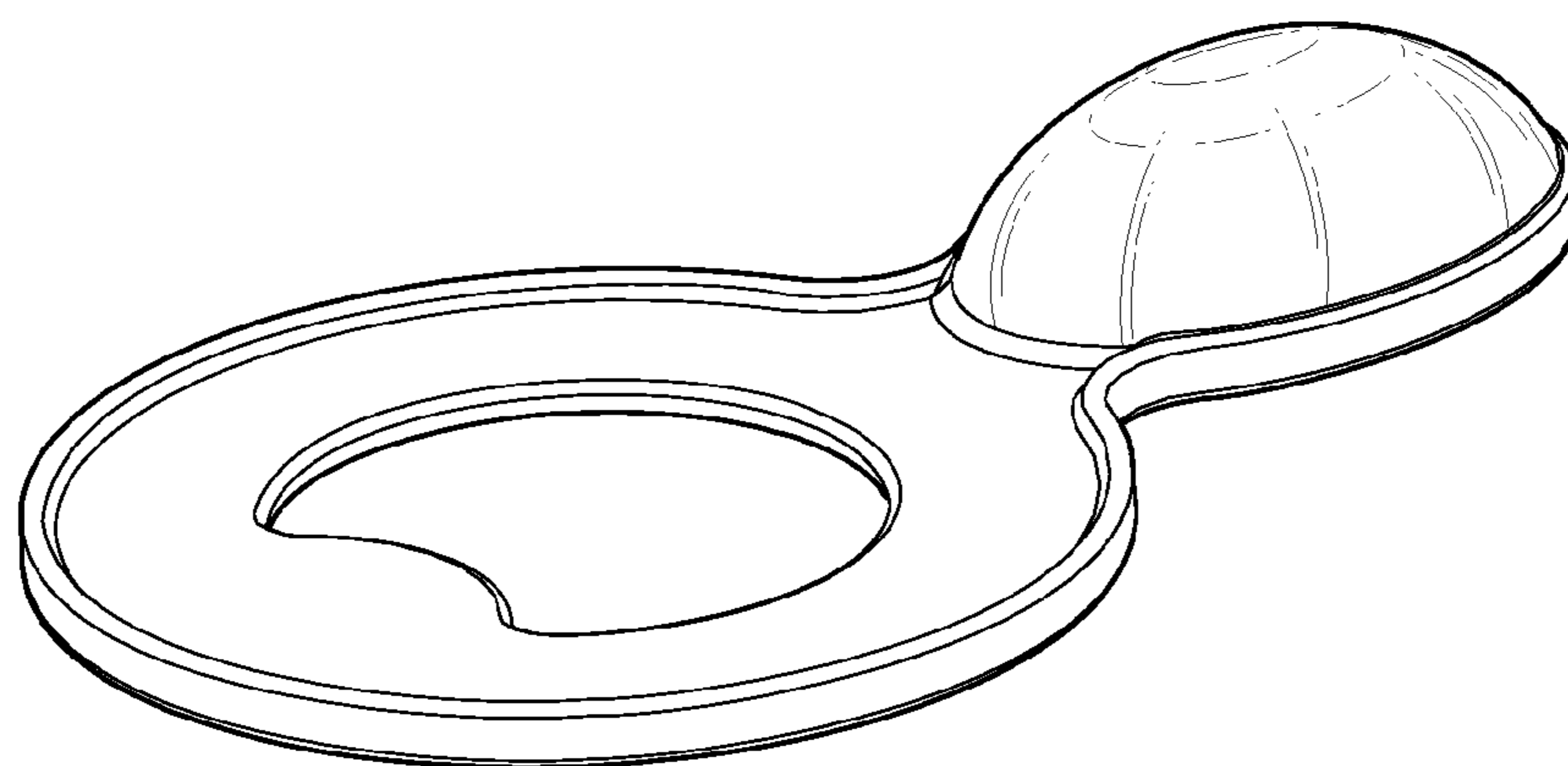


FIG. 8