



US00D609031S

(12) **United States Design Patent**
Miyakawa

(10) **Patent No.:** **US D609,031 S**

(45) **Date of Patent:** **** Feb. 2, 2010**

(54) **TABLE**

(76) **Inventor:** **Takeshi Miyakawa**, 63 N. 3rd St.,
Brooklyn, NY (US) 11211

(**) **Term:** **14 Years**

(21) **Appl. No.:** **29/312,608**

(22) **Filed:** **Nov. 3, 2008**

(51) **LOC (9) Cl.** **06-03**

(52) **U.S. Cl.** **D6/486; D6/301**

(58) **Field of Classification Search** D6/480-489,
D6/495-499, 429-431, 349, 470, 301; 108/153.1,
108/155, 156, 161; 40/720

See application file for complete search history.

(56) **References Cited**

U.S. PATENT DOCUMENTS

- 3,561,146 A * 2/1971 Dembar 40/720
- 3,596,391 A * 8/1971 Knight, Jr. 40/720
- 3,658,413 A * 4/1972 Cornell 40/720
- 3,703,045 A * 11/1972 Nyman 40/720
- D276,964 S * 1/1985 Boland, II D6/470
- D281,208 S * 11/1985 Raftery D6/449
- D449,455 S * 10/2001 Rheault et al. D6/349
- D451,684 S * 12/2001 Vincent D6/301
- 6,845,584 B2 * 1/2005 Vincent 40/720

D562,600 S * 2/2008 Diekman D6/486

* cited by examiner

Primary Examiner—Janice E Seeger

(74) *Attorney, Agent, or Firm*—Day Pitney LLP

(57) **CLAIM**

The ornamental design for a table, as shown and described.

DESCRIPTION

FIG. 1 is a plan view of the table taken from above;

FIG. 2 is a plan view of the table taken from below;

FIG. 3 is an elevational view of the side of the table taken from the bottom of FIG. 1;

FIG. 4 is an elevational view of the side of the table taken from the right side of FIG. 1;

FIG. 5 is an elevational view of the side of the table taken from the left side of FIG. 1;


FIG. 6 is an elevational view of the side of the table taken from the top of FIG. 1;

FIG. 7 is a perspective view from above the table;

FIG. 8 is a perspective view from above the table taken from a vantage point different from that of FIG. 7; and,

FIG. 9 is a perspective view from above the table taken from a vantage point different from that of FIGS. 7 and 8.

1 Claim, 4 Drawing Sheets



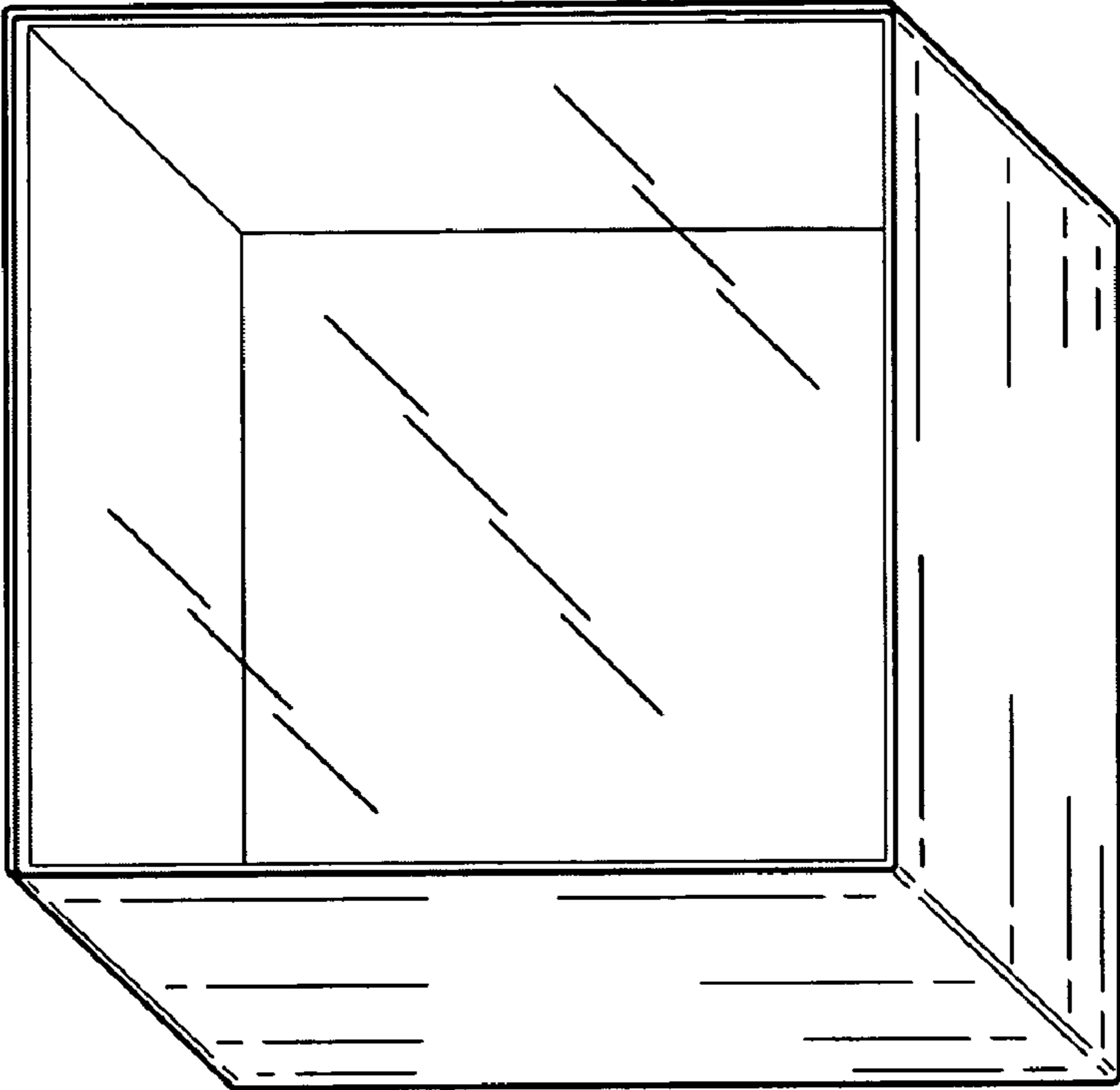


FIG. 1

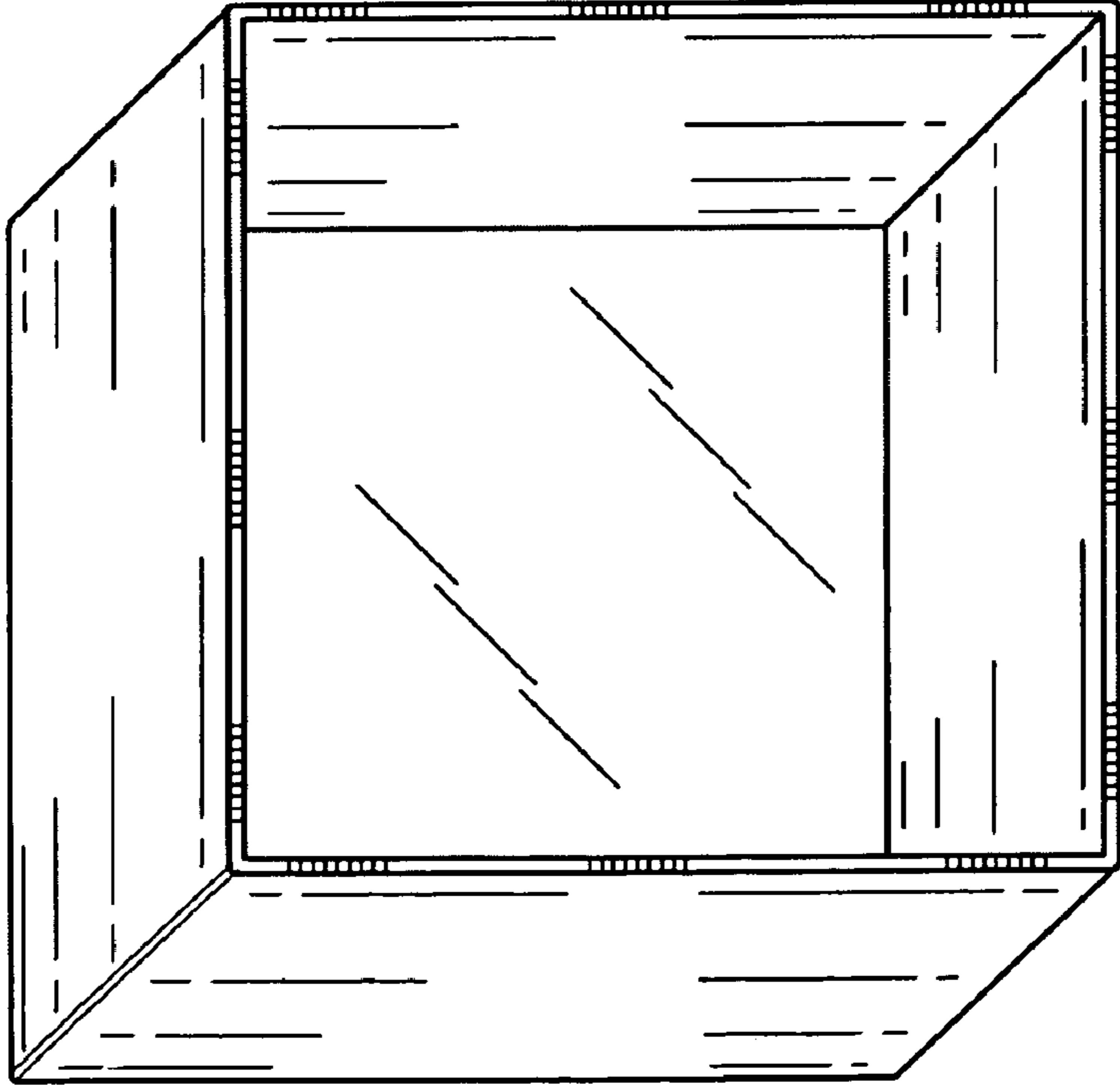


FIG. 2

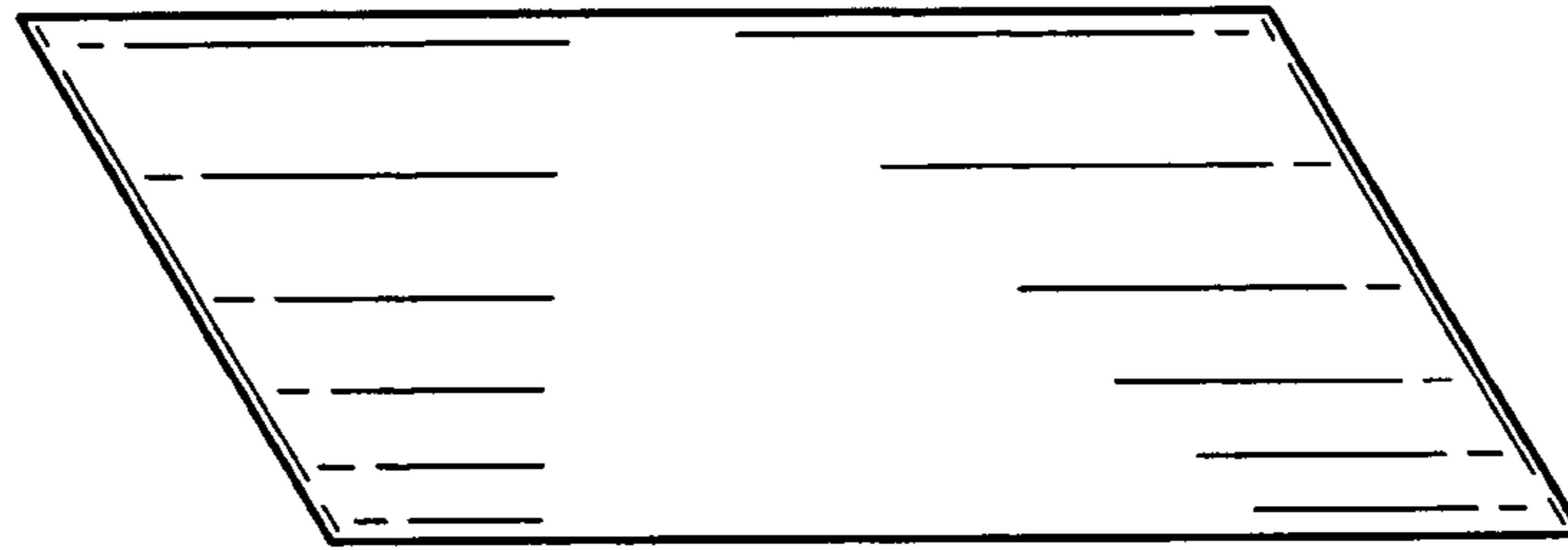


FIG. 3

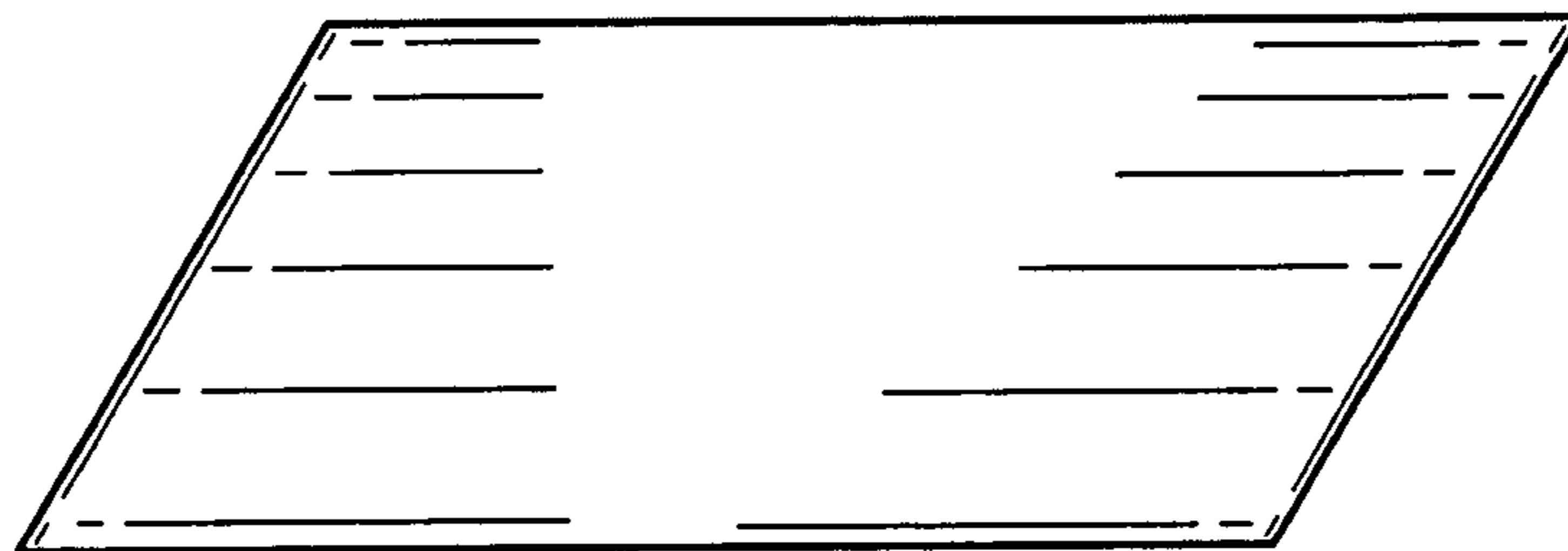


FIG. 4




FIG. 5

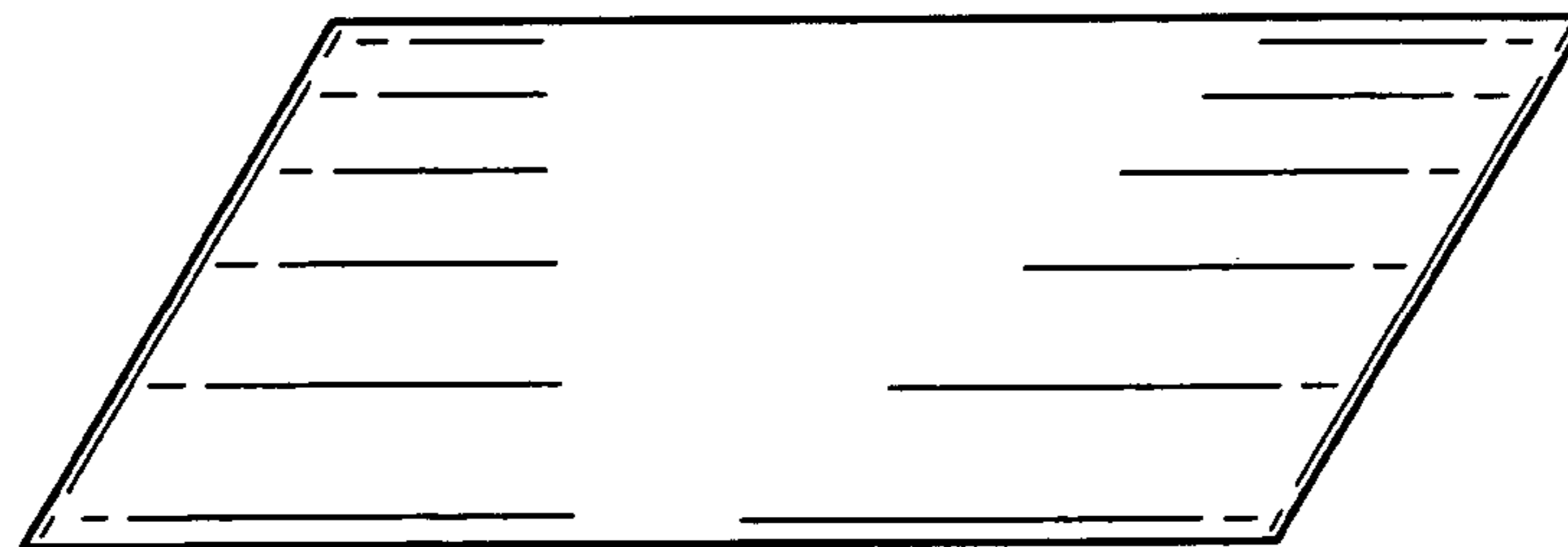


FIG. 6

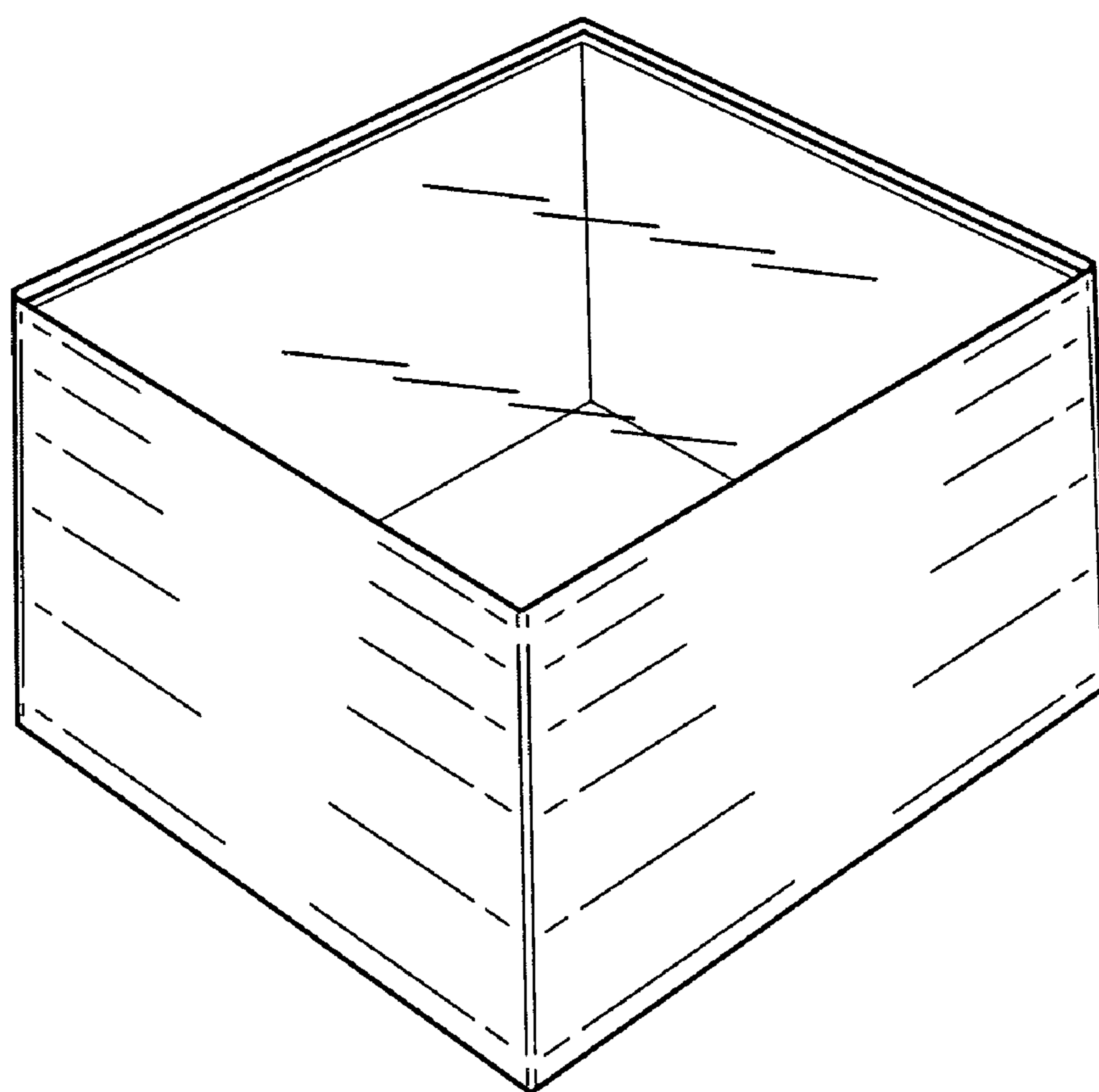


FIG. 7




FIG. 8




FIG. 9