

US00D609017S

(12) **United States Design Patent**
Childers

(10) **Patent No.:** **US D609,017 S**

(45) **Date of Patent:** **** Feb. 2, 2010**

(54) **COMPUTER MIRROR**

D545,857 S * 7/2007 Yip et al. D16/135

(76) Inventor: **Jeffrey Scott Childers**, 1159 Franklin
Dr., Greenbrier, TN (US) 37073

* cited by examiner

Primary Examiner—Caron Veynar

Assistant Examiner—Sydney R Buffalow

(74) *Attorney, Agent, or Firm*—David D. Winters

(**) Term: **14 Years**

(21) Appl. No.: **29/307,057**

(57) **CLAIM**

(22) Filed: **Mar. 28, 2008**

The ornamental design for a computer mirror, as shown and described.

(51) **LOC (9) Cl.** **06-07**

(52) **U.S. Cl.** **D6/300**

(58) **Field of Classification Search** D6/300–314;
40/700; D16/135; D19/34, 36, 65

See application file for complete search history.

DESCRIPTION

FIG. 1 is a front view of the computer mirror.

FIG. 2 is a back view of the computer mirror.

FIG. 3 is a top view of the computer mirror.

FIG. 4 is a bottom view of the computer mirror; and,

FIG. 5 is a left side view of the computer mirror, the right side view being a mirror image thereof.

(56) **References Cited**

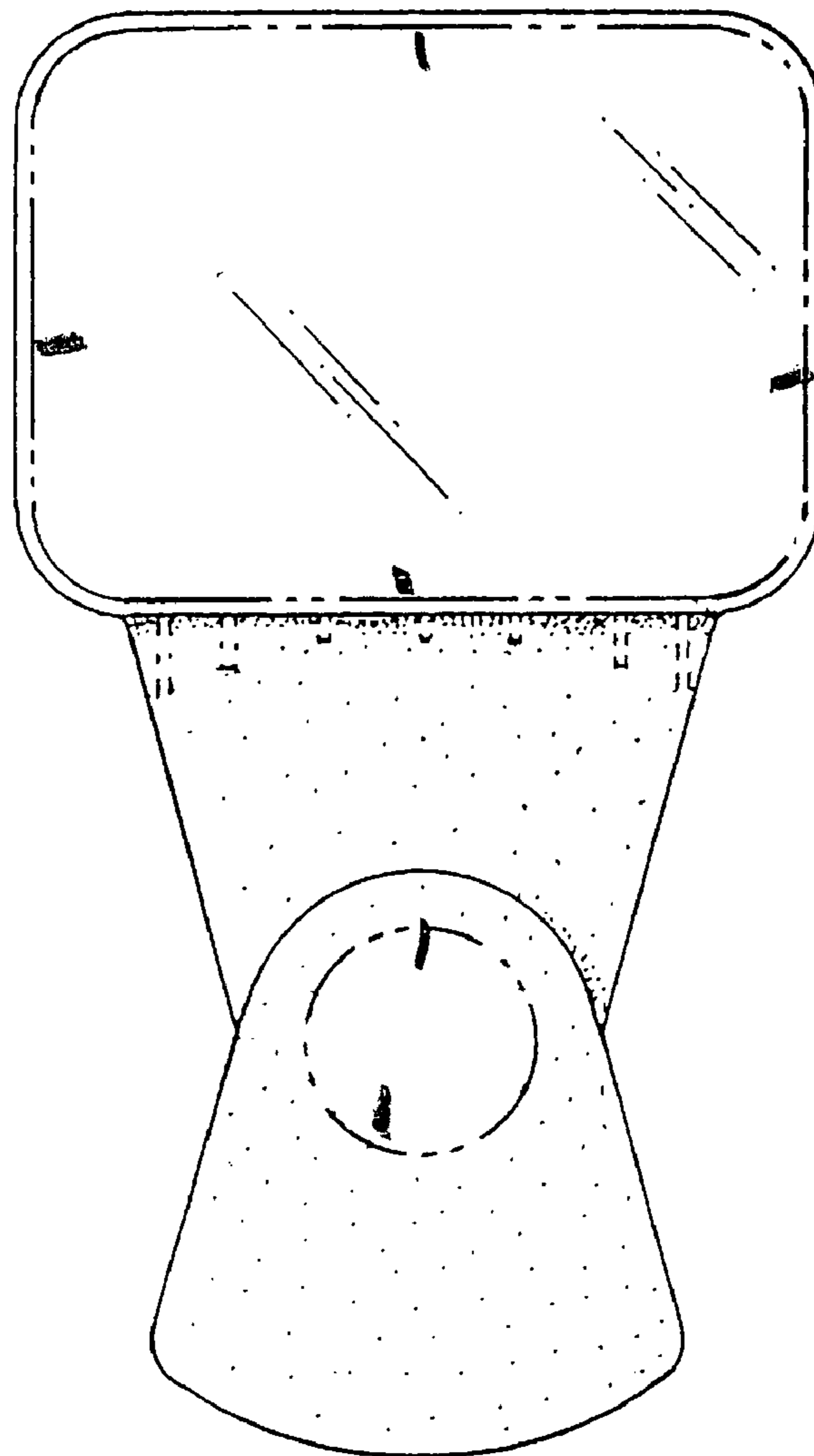
U.S. PATENT DOCUMENTS

D257,044 S * 9/1980 Speaker D16/134

D315,568 S * 3/1991 Dalbo D16/135

D429,762 S * 8/2000 Mershon D19/34

1 Claim, 2 Drawing Sheets



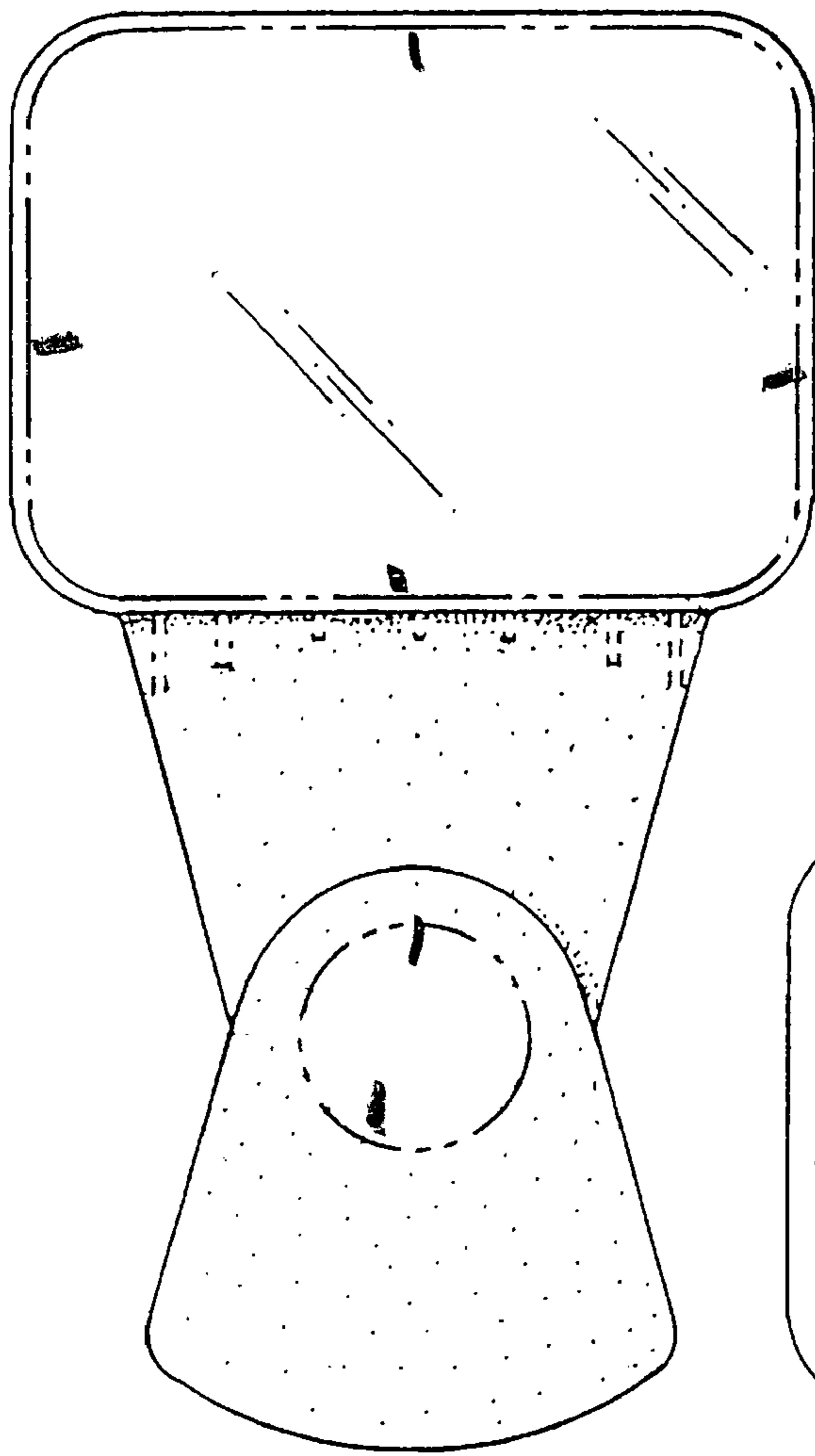


FIG. 1

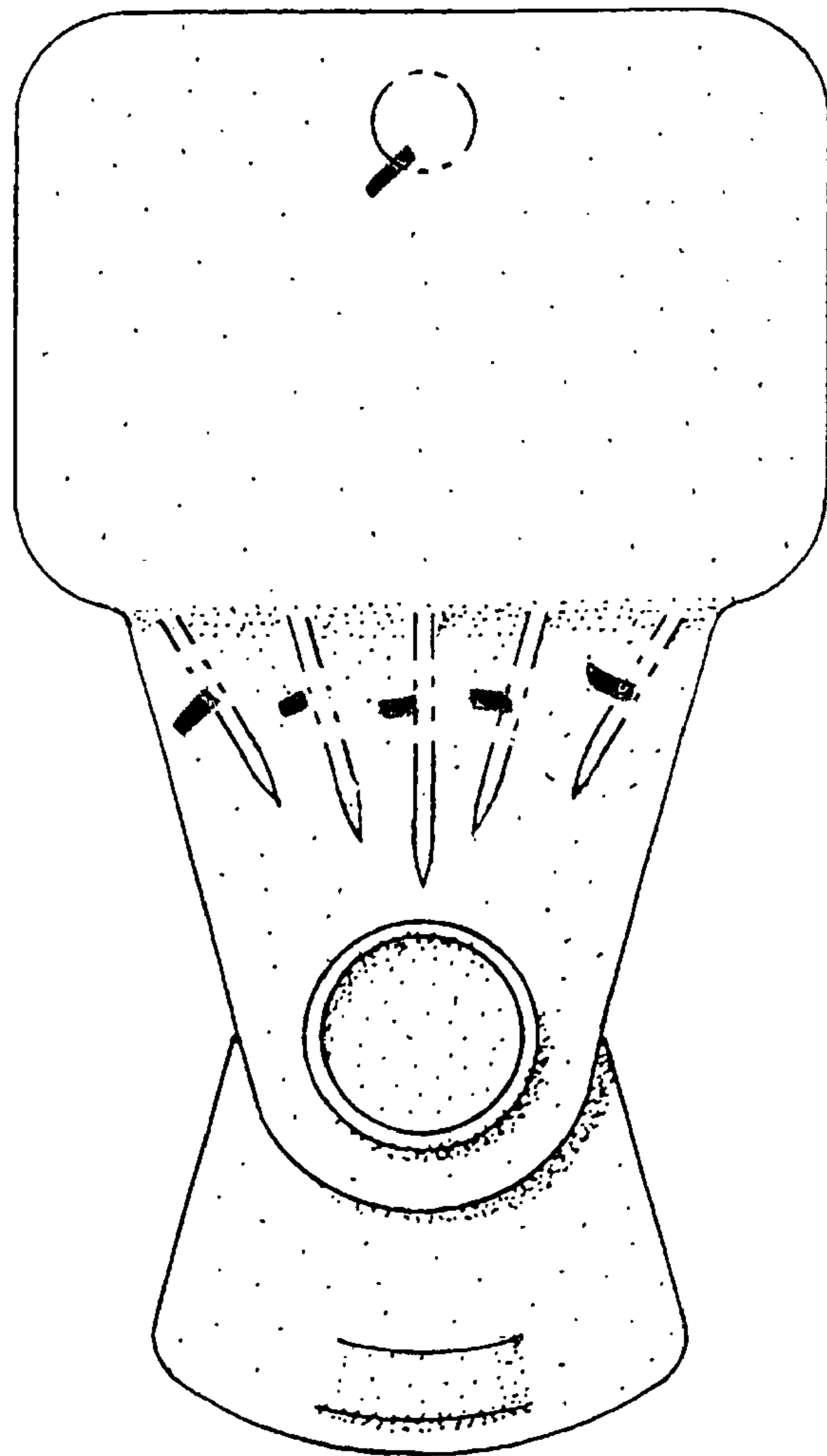


FIG. 2



FIG. 3




FIG. 4




FIG. 5