



US00D609013S

(12) **United States Design Patent**  
**Kling et al.**

(10) **Patent No.:** **US D609,013 S**  
(45) **Date of Patent:** **\*\* \*Feb. 2, 2010**

(54) **TONGUE CLEANER TOOTHBRUSH**

2007/0056128 A1\* 3/2007 Hohlbein et al. .... 15/110

(75) Inventors: **Bjoern Kling**, Glashuetten (DE); **Lucy Abigail Zimmermann**, Kronberg (DE); **Petra Ansari**, Eschborn (DE); **Soeren Jan Wasow**, Freigericht (DE)

FOREIGN PATENT DOCUMENTS

WO WO 01/45573 A1 \* 6/2001

OTHER PUBLICATIONS

(73) Assignee: **The Procter & Gamble Company**, Cincinnati, OH (US)

DE 202005009026 U1 (Buerstenmann GmbH), (abstract), Nov. 24, 2005. Derwent Information Ltd. [retrieved on Apr. 22, 2008] Retrieved from the Derwent Database of the U.S. Patent Office using East, Derwent Accession No. 2006-012105.\*

(\* ) Notice: This patent is subject to a terminal disclaimer.

\* cited by examiner

(\*\*) Term: **14 Years**

*Primary Examiner*—Cathron C Brooks

*Assistant Examiner*—Lavone D Tabor

(21) Appl. No.: **29/269,356**

(74) *Attorney, Agent, or Firm*—James C. Vago; George H. Leal

(22) Filed: **Nov. 29, 2006**

(57) **CLAIM**

(30) **Foreign Application Priority Data**

Jun. 2, 2006 (DE) ..... 4 06 03 004

The ornamental designs for a tongue cleaner toothbrush, as shown and described.

(51) **LOC (9) Cl.** ..... **04-02**

**DESCRIPTION**

(52) **U.S. Cl.** ..... **D4/108**

FIG. 1 is a perspective view of a tongue cleaner toothbrush showing the new design;

(58) **Field of Classification Search** ..... D4/104–112, D4/120, 136; D24/133, 146, 147, 152; 15/110, 15/111, 167.1, 167.2, 188; 132/308, 309; 601/139, 141; 606/161

FIG. 2 is an enlarged perspective view of the design of FIG. 1, without handle;

See application file for complete search history.

FIG. 3 is an enlarged right side view of the design of FIG. 1;

(56) **References Cited**

U.S. PATENT DOCUMENTS

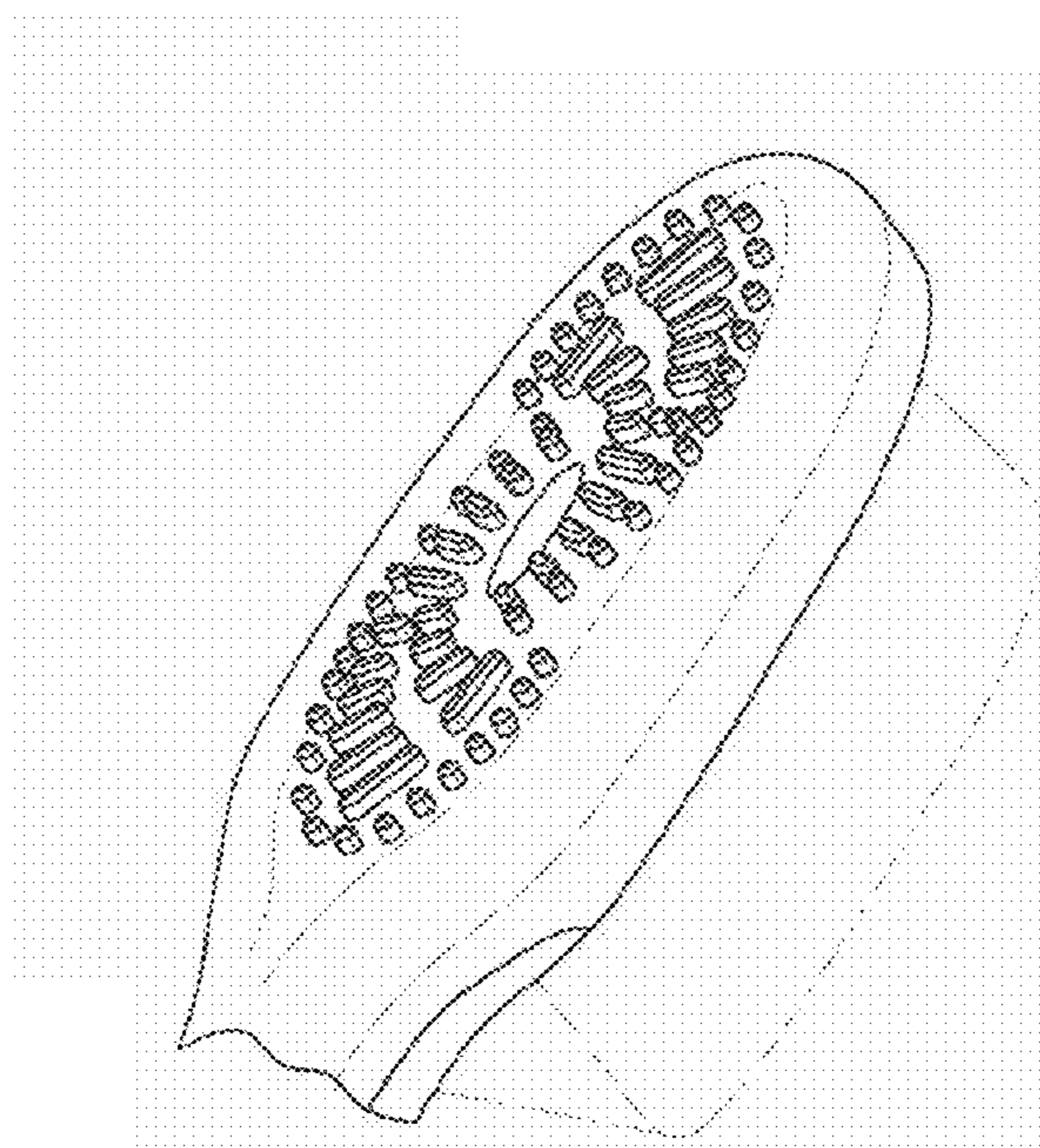
D461,959 S \* 8/2002 Chan et al. .... D4/104  
D511,249 S \* 11/2005 Hohlbein ..... D4/104  
7,383,619 B2 \* 6/2008 Gross et al. .... 16/430  
2006/0010628 A1 \* 1/2006 Moskovich ..... 15/111

FIG. 4 is an enlarged top plan view of the design of FIG. 1; and,

FIG. 5 is an enlarged left side view of the design of FIG. 1.

The broken lines illustrating a handle and/or a brushing means form no part of the claimed design.

**1 Claim, 2 Drawing Sheets**



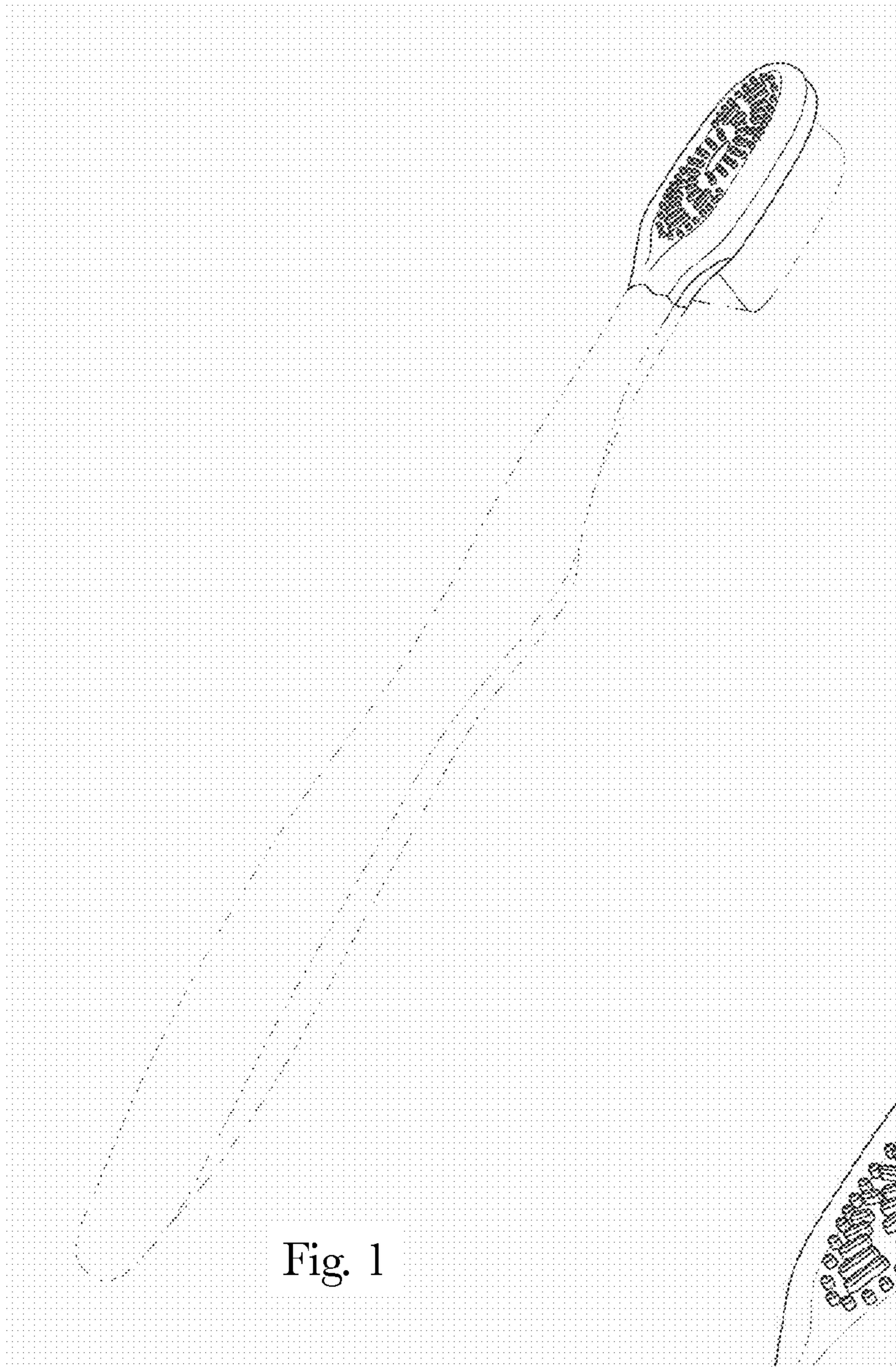


Fig. 1

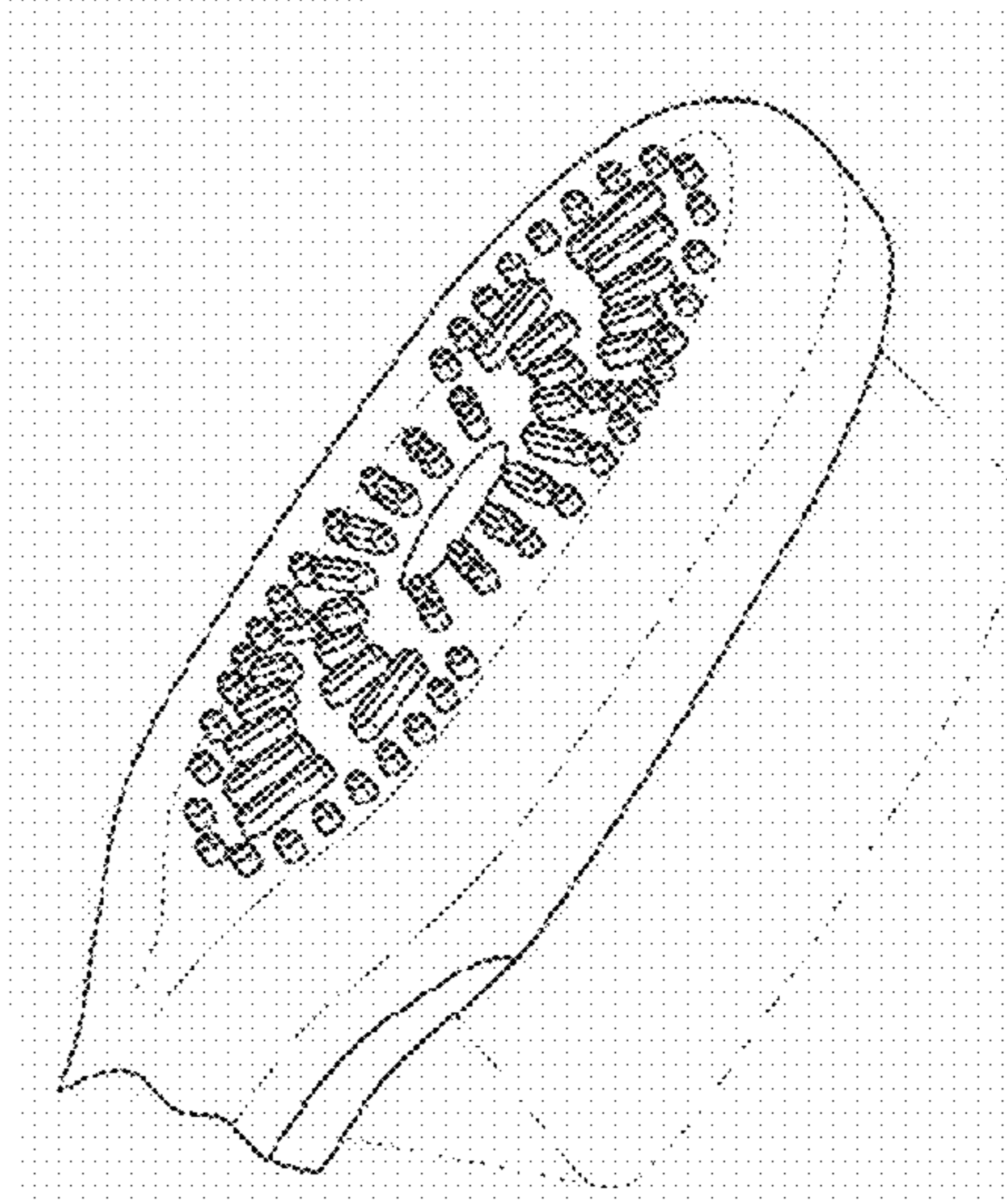


Fig. 2

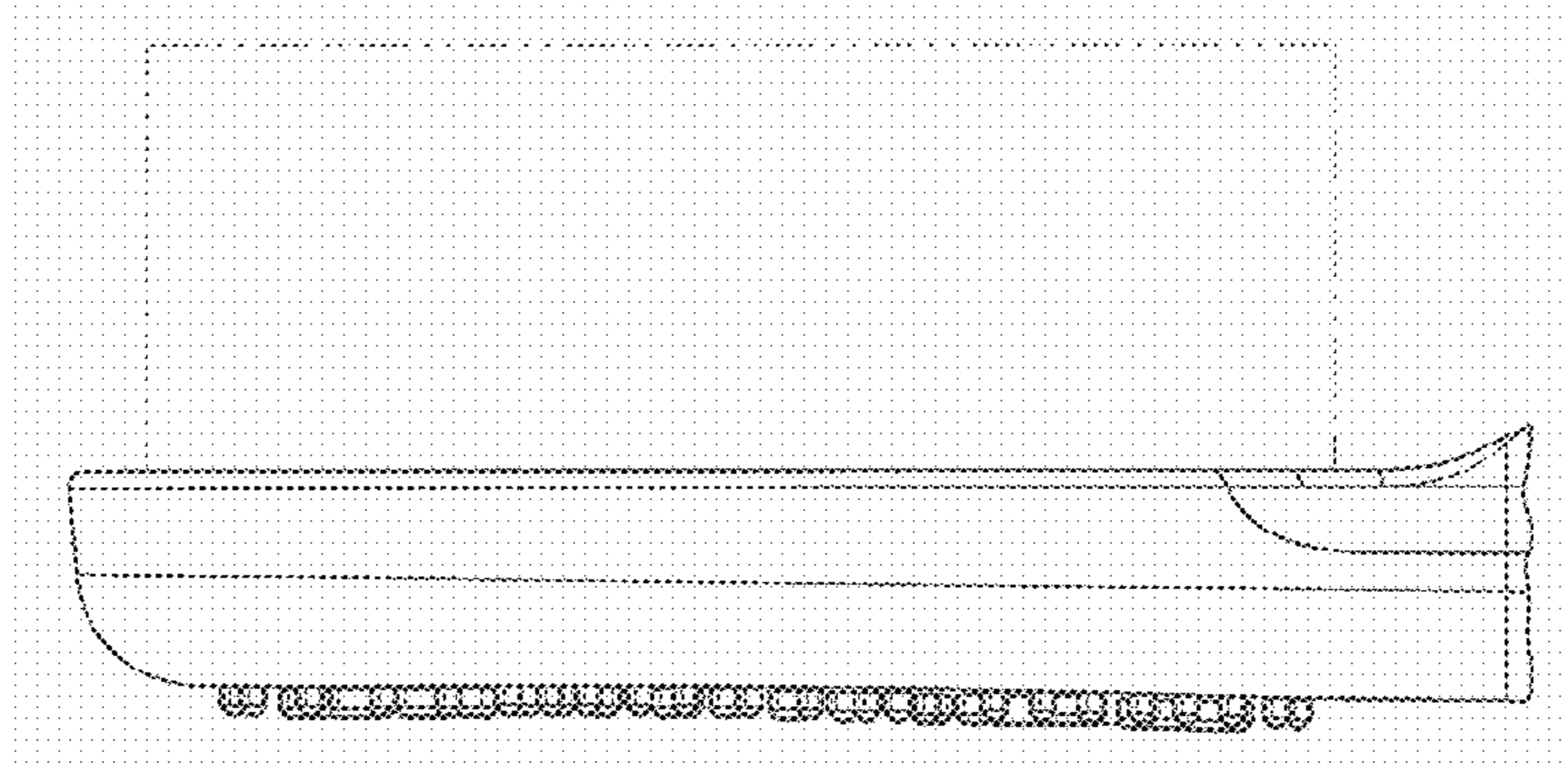


Fig. 3

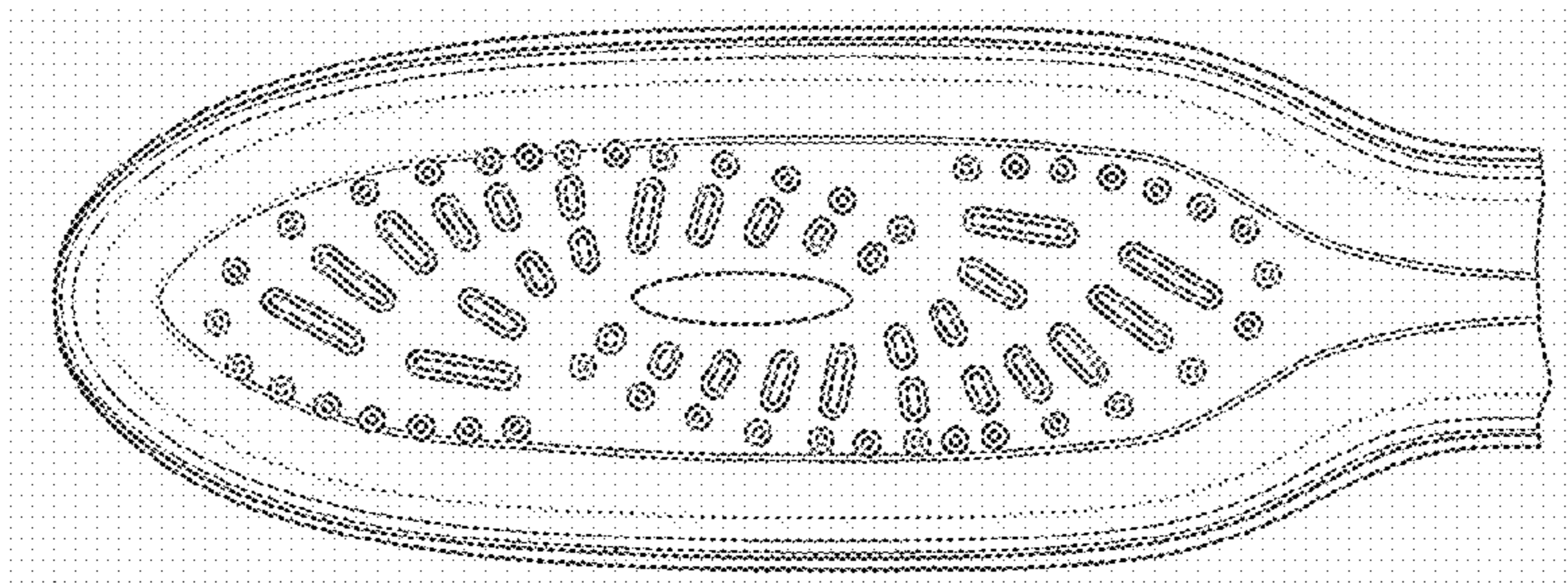


Fig. 4

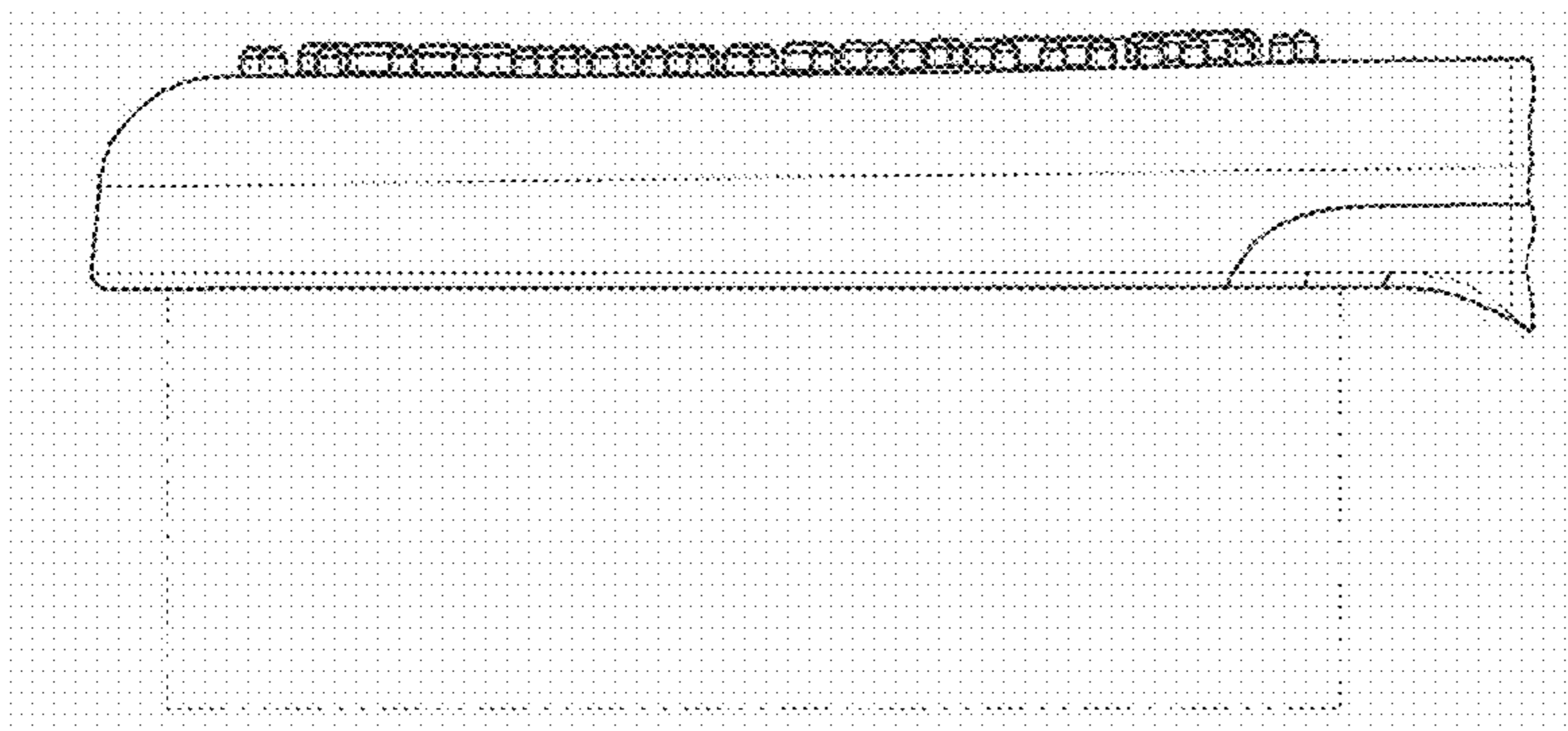


Fig. 5