



US00D609012S

(12) **United States Design Patent**
Chu

(10) **Patent No.:** **US D609,012 S**
(45) **Date of Patent:** **** Feb. 2, 2010**

(54) **DUAL HEAD TOOTHBRUSH**

(76) Inventor: **Henry C. Chu**, 133N. Lemon St.,
Orange, CA (US) 92866

(**) Term: **14 Years**

(21) Appl. No.: **29/314,971**

(22) Filed: **May 14, 2009**

(51) **LOC (9) Cl.** **04-02**

(52) **U.S. Cl.** **D4/106; D4/111**

(58) **Field of Classification Search** D4/105,
D4/106, 111, 119, 120, 128, 131, 138; 15/106,
15/167.1, 167.2, 206; D24/152, 154; D28/65
See application file for complete search history.

(56) **References Cited**

U.S. PATENT DOCUMENTS

D303,043	S	8/1989	Tarrson et al.	D4/104
D441,141	S *	4/2001	Shalita	D28/65
6,325,626	B1 *	12/2001	Blass	433/141
7,444,709	B1 *	11/2008	Chu	15/167.1
2008/0052847	A1 *	3/2008	Antler	15/106

FOREIGN PATENT DOCUMENTS

JP	2001190527	A *	7/2001
JP	2003250633	A *	9/2003
JP	2006181120	A *	7/2006

* cited by examiner

Primary Examiner—Melanie H Tung

Assistant Examiner—Lavone D Tabor

(74) *Attorney, Agent, or Firm*—Charles E. Baxley

(57) **CLAIM**

The ornamental design for a dual head toothbrush, as shown and described.

DESCRIPTION

FIG. 1 is a perspective view of a dual head toothbrush showing my new design;

FIG. 2 is a front elevational view thereof;

FIG. 3 is a rear elevational view thereof;

FIG. 4 is a top plan view thereof;

FIG. 5 is a bottom plan view thereof;



FIG. 6 is a left side elevational view thereof;

FIG. 7 is a right side elevational view thereof;

FIG. 8 is a perspective view of a second embodiment of my new design, the second embodiment differing from the first embodiment only in the configuration of the bristles; and,

FIG. 9 is a perspective view of a third embodiment of my new design, the third embodiment differing from the first embodiment only in the configuration of the bristles.

1 Claim, 3 Drawing Sheets



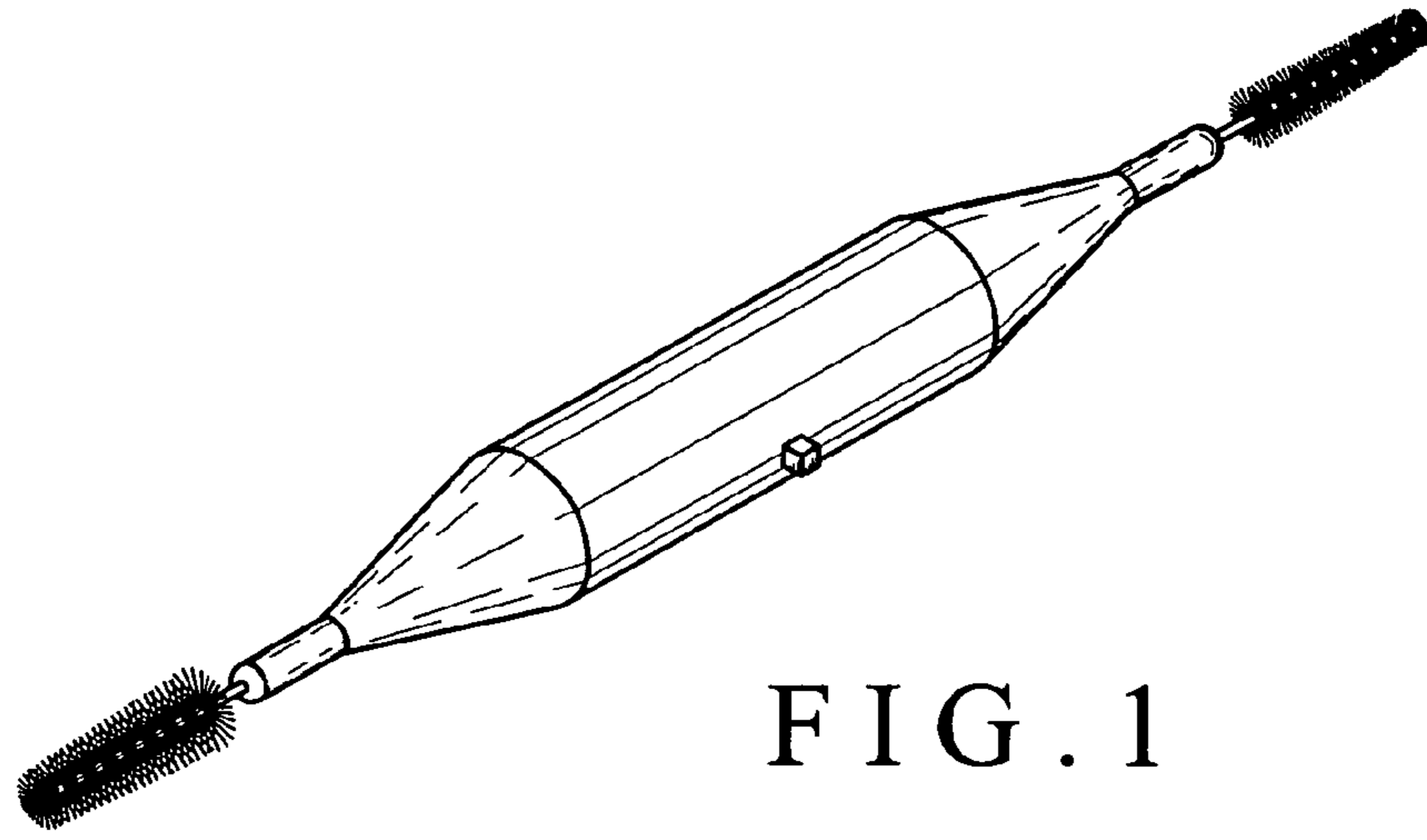


FIG. 1

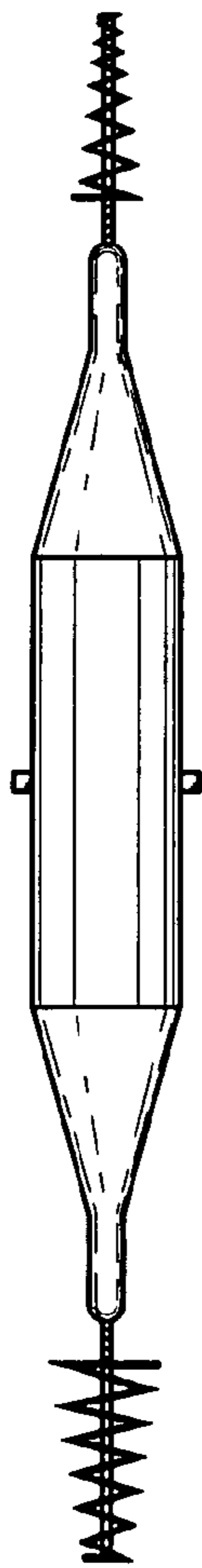


FIG. 4

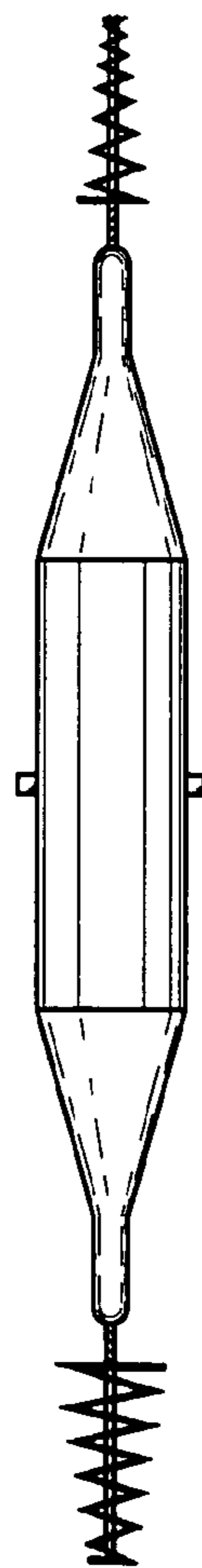


FIG. 5

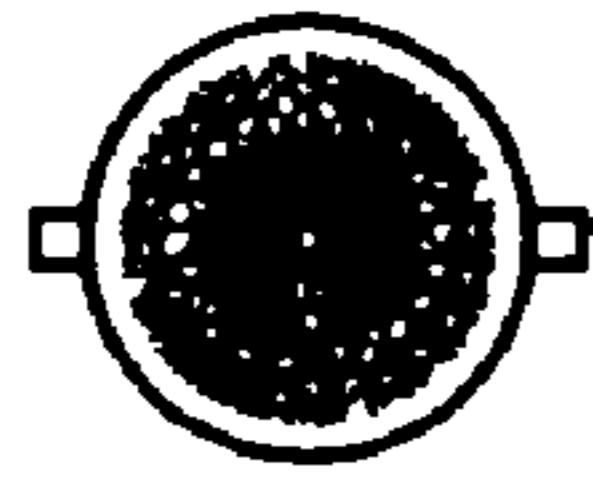


FIG. 2

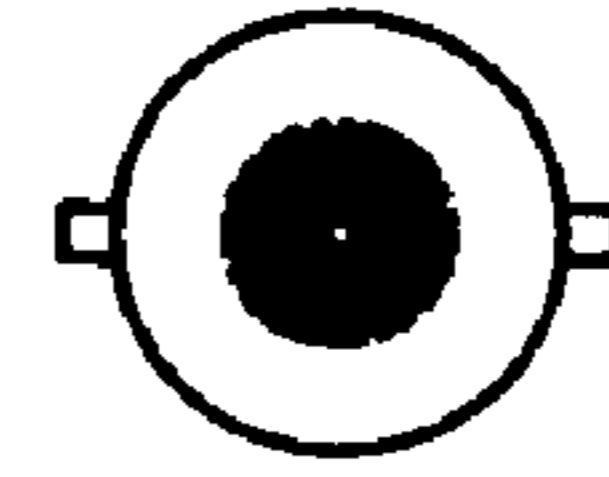


FIG. 3

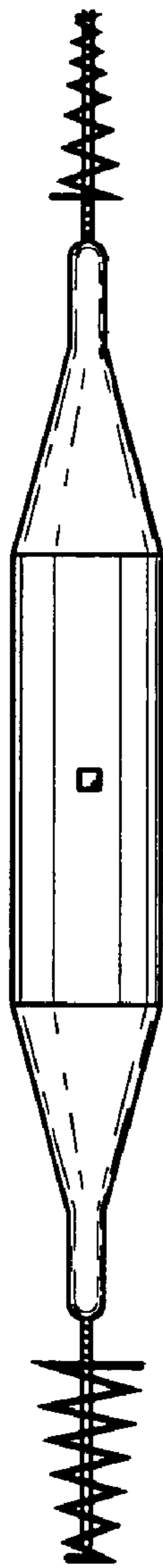


FIG. 6

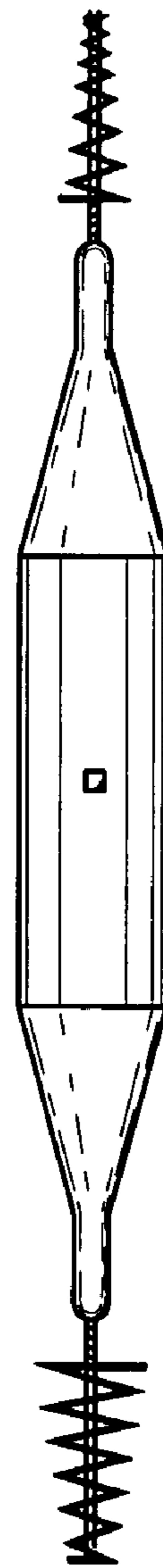


FIG. 7

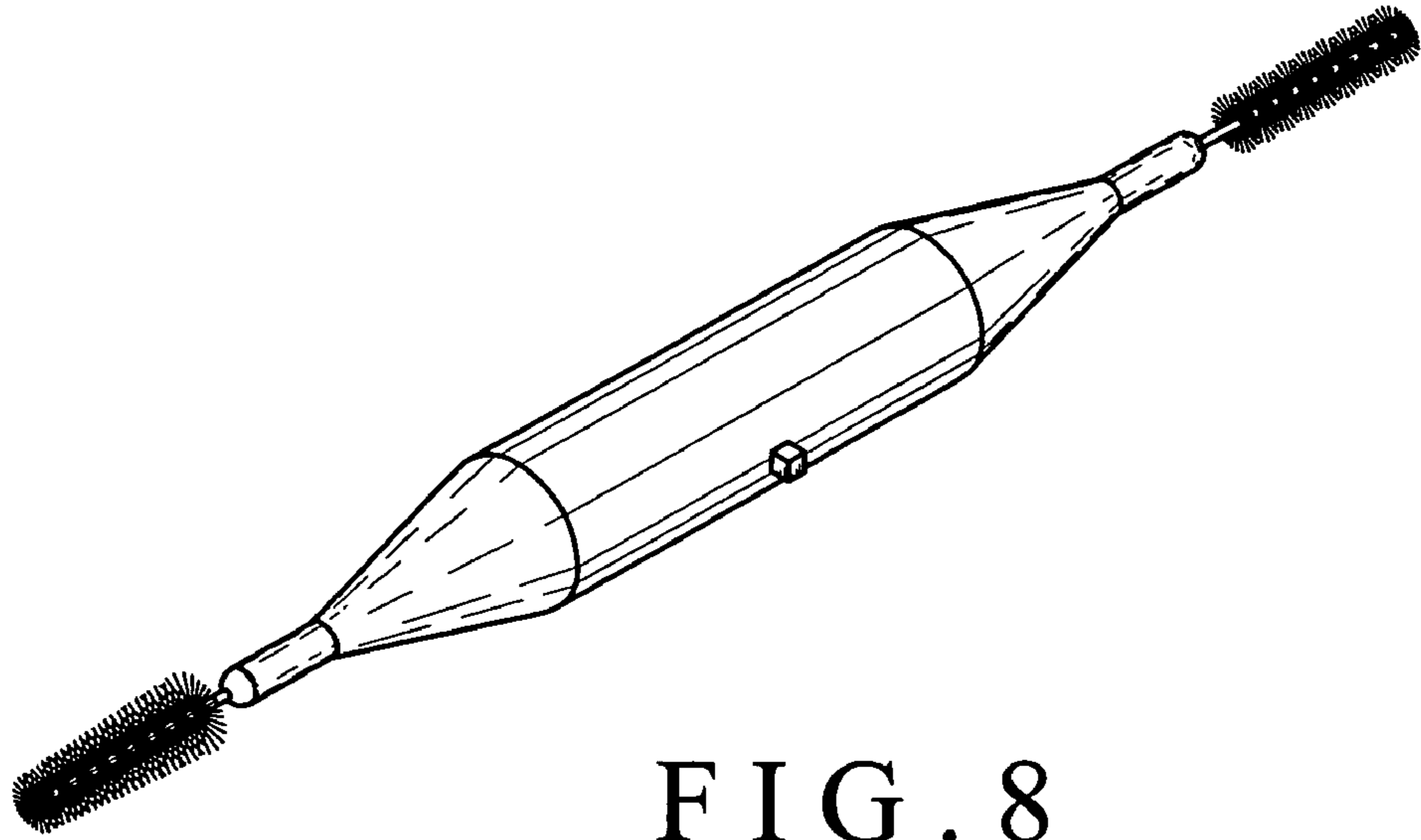


FIG. 8




FIG. 9