



US00D609011S

(12) **United States Design Patent**
Cucuzza

(10) **Patent No.:** **US D609,011 S**

(45) **Date of Patent:** **** Feb. 2, 2010**

(54) **BOOK CARRYING STRAP**

(76) Inventor: **Thomas G. Cucuzza**, 724 Lakeview Ave., Birmingham, MI (US) 48009

(**) Term: **14 Years**

(21) Appl. No.: **29/322,715**

(22) Filed: **Aug. 11, 2008**

(51) **LOC (9) Cl.** **03-01**

(52) **U.S. Cl.** **D3/327**

(58) **Field of Classification Search** 190/102, 190/108, 18 A, 100, 103, 109, 112, 124; 224/257, 224/258, 259; 248/309.1; 249/149; D3/318, D3/321, 322, 276, 277, 279, 283, 902

See application file for complete search history.

(56) **References Cited**

U.S. PATENT DOCUMENTS

217,350	A	7/1879	Drake	
1,082,017	A	12/1913	Feinen	
1,411,175	A	3/1922	Maguire	
1,611,456	A *	12/1926	Keeler	294/149
1,663,708	A *	3/1928	Keeler	294/149
1,679,183	A	7/1928	Sidon	
2,608,326	A *	8/1952	Spector	224/264
2,983,415	A	5/1961	Cooley	
D195,812	S *	8/1963	James	D3/327
3,142,495	A	7/1964	Lu	
3,167,226	A	1/1965	Whetstone	
3,191,830	A	6/1965	Goetz	
3,865,292	A *	2/1975	Foley	294/149
3,933,287	A *	1/1976	Foley	294/149
4,036,417	A	7/1977	Traphagan	
4,127,223	A	11/1978	Uchin	
4,395,057	A	7/1983	Young	
D273,440	S *	4/1984	Fulwiler	D3/327

D304,882	S *	12/1989	Kawaguchi	D3/327
4,958,759	A	9/1990	Jarvis	
4,978,044	A *	12/1990	Silver	224/601
5,456,497	A	10/1995	Ross, Jr.	
D500,598	S *	1/2005	Ramos	D3/327
D519,730	S *	5/2006	de Guillebon	D3/215
D530,095	S *	10/2006	Herzberg	D3/327
7,121,587	B2	10/2006	Mark	
D532,201	S *	11/2006	Esch	D3/327
D544,211	S *	6/2007	Herzberg	D3/327
D564,761	S *	3/2008	McGlenn	D3/327
D570,603	S *	6/2008	Wu et al.	D3/327

* cited by examiner

Primary Examiner—Holly H Baynham

Assistant Examiner—Sheryl Lane

(74) *Attorney, Agent, or Firm*—Carlson, Gaskey & Olds PC

(57) **CLAIM**

I claim the ornamental design for a book carrying strap, as shown and described.

DESCRIPTION

FIG. 1 is an environmental perspective view of the book carrying strap

FIG. 2 is a side view of the book carrying strap

FIG. 3 is a front view of the book carrying strap

FIG. 4 is a back view of the book carrying strap

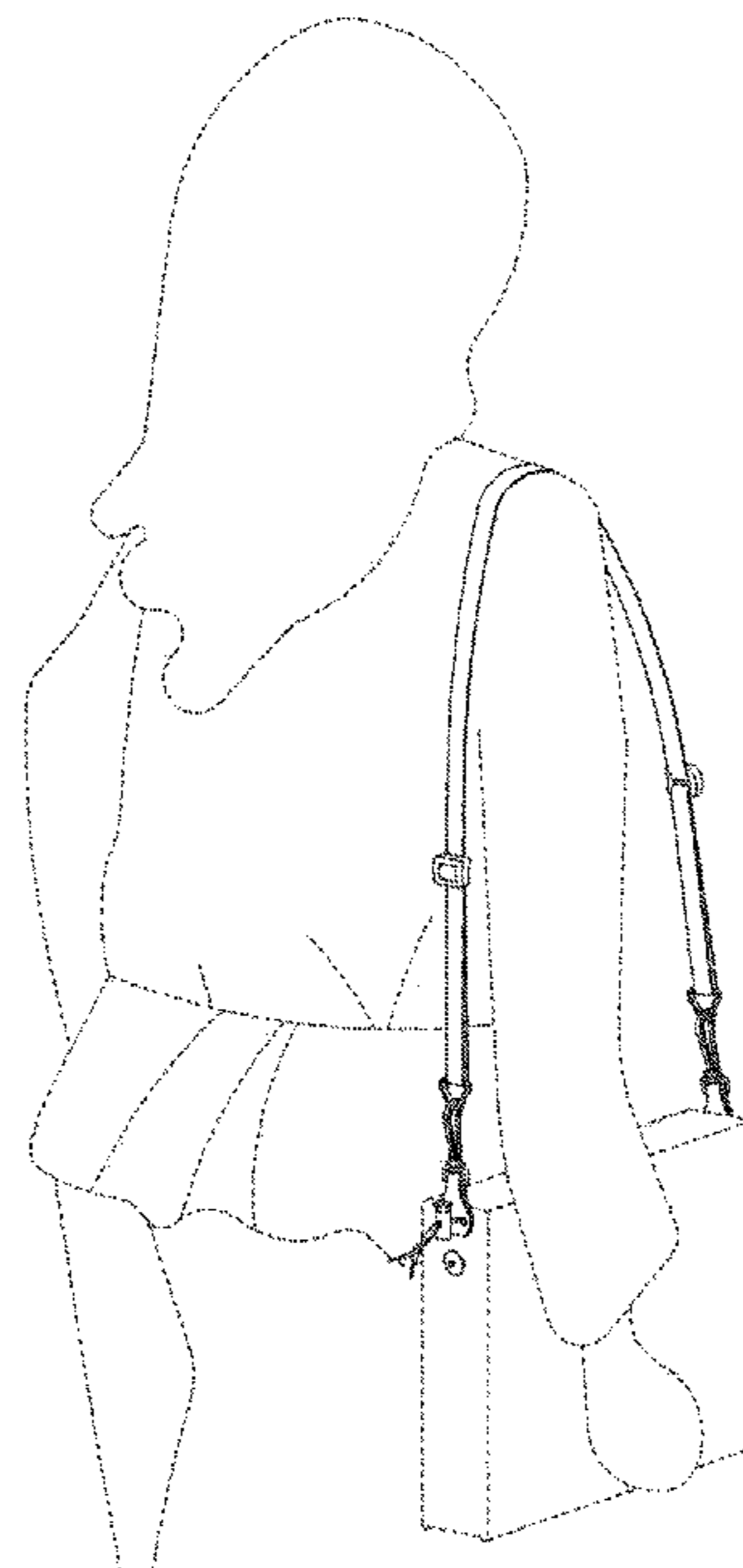
FIG. 5 is a side view of the book carrying strap

FIG. 6 is a top view of the book carrying strap; and,

FIG. 7 is a bottom view of the book carrying strap.

The broken lines showing the environment of FIGS. 1–7 are for illustrative purposes only and form no part of the claimed design.

1 Claim, 5 Drawing Sheets



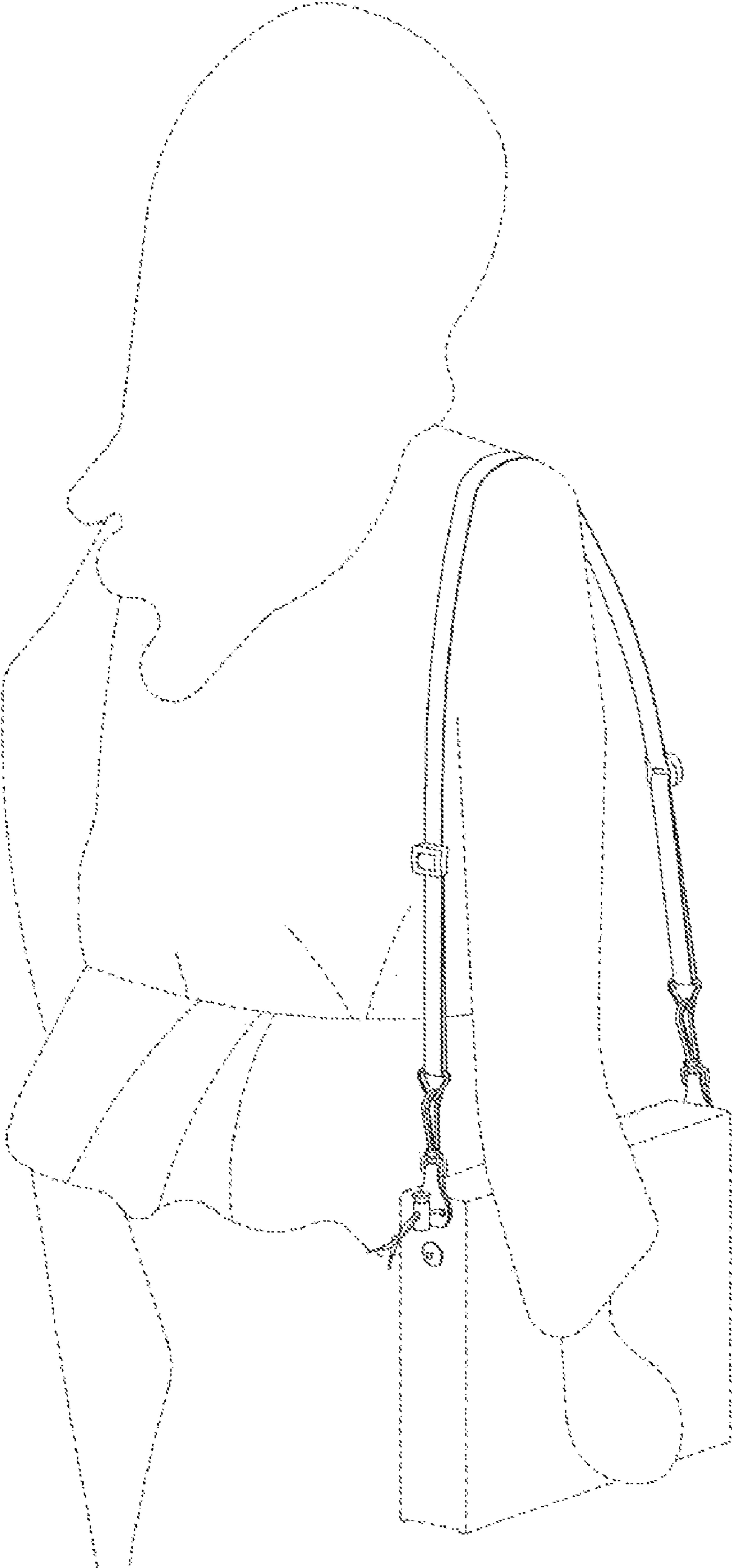


FIG 1

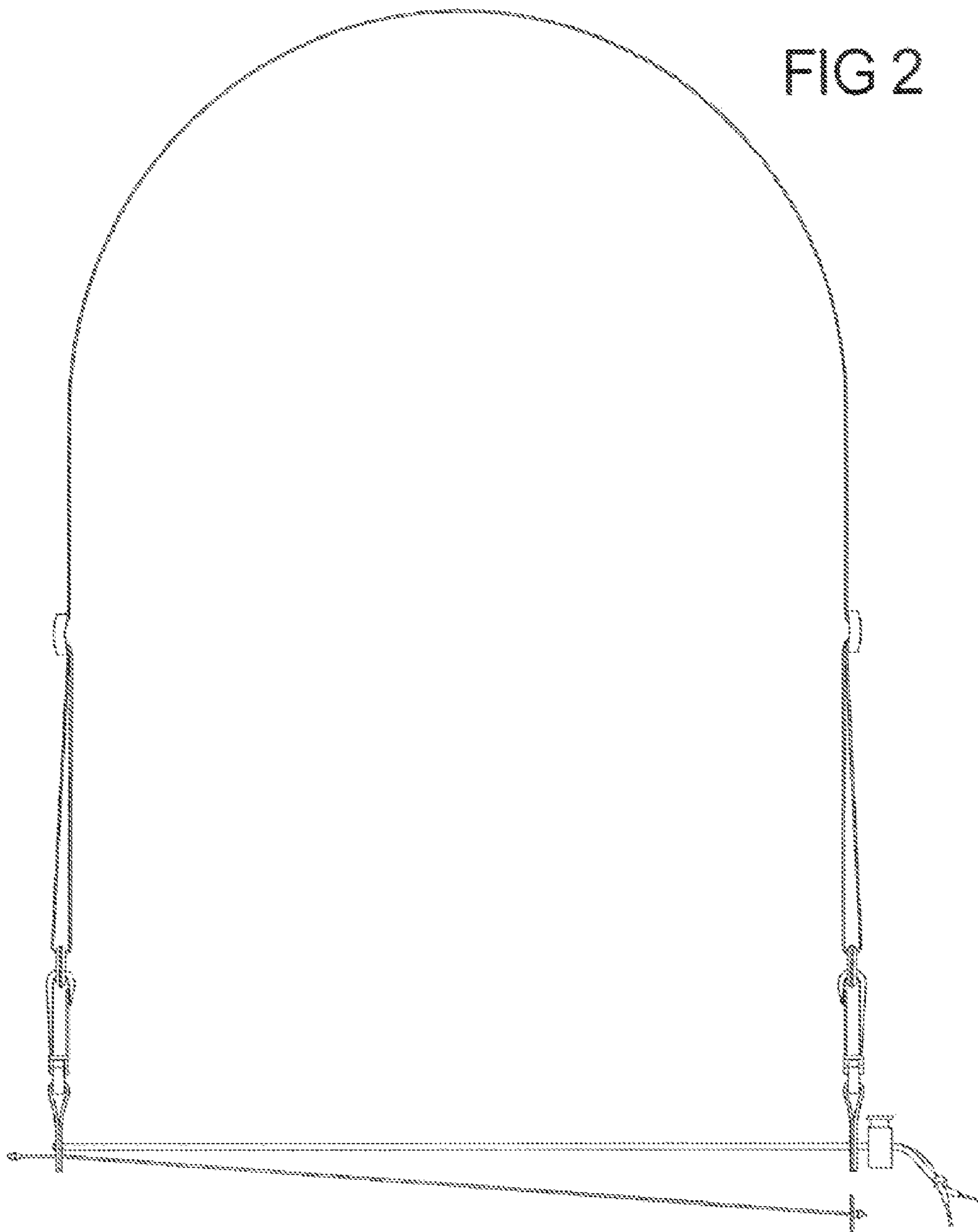


FIG 3

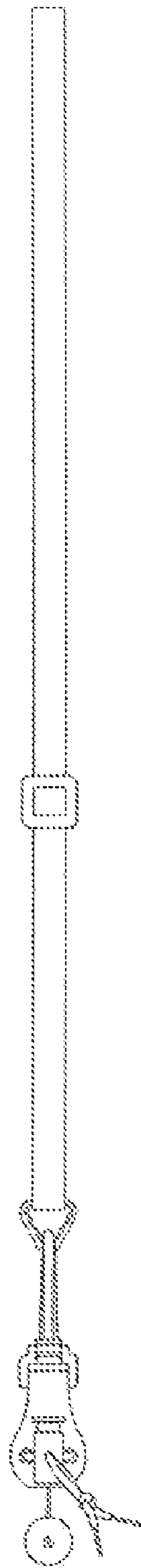


FIG 5

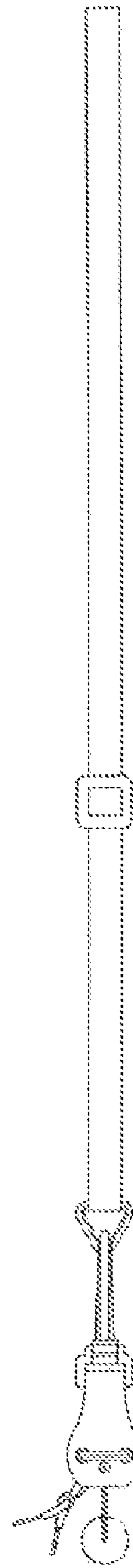


FIG 4

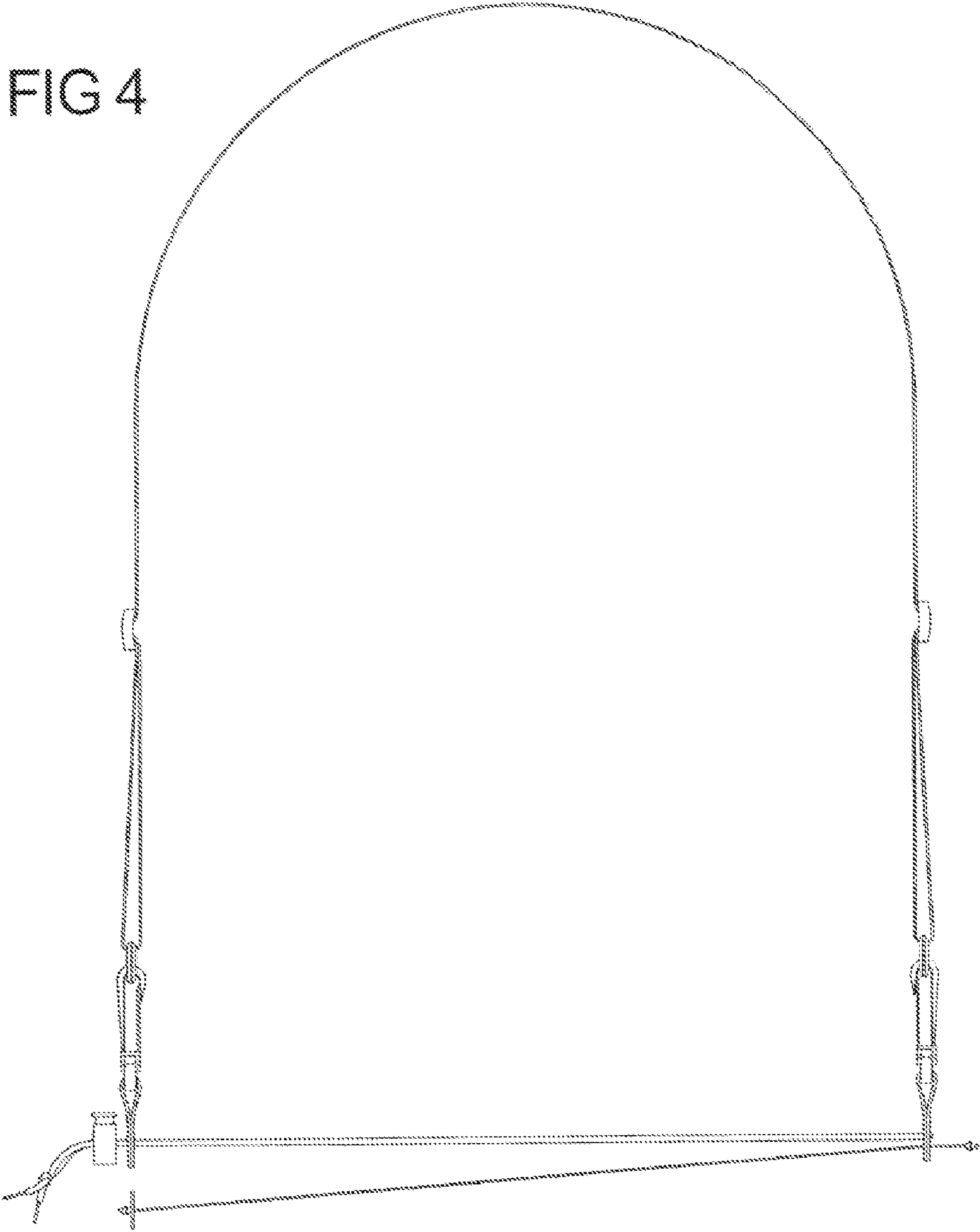


FIG 6

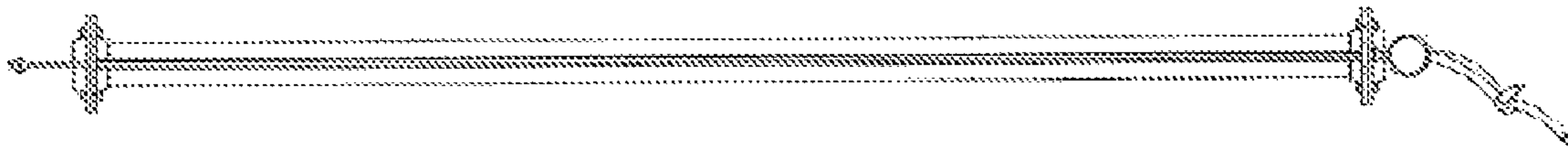



FIG 7