



US00D609009S

(12) **United States Design Patent**
Schaal et al.

(10) **Patent No.:** **US D609,009 S**
(45) **Date of Patent:** **** Feb. 2, 2010**

(54) **DEVICE HOLDER**

(75) Inventors: **Nathan David Schaal**, Cambridge, MA
(US); **David H. Pitcher**, Worcester, MA
(US)

(73) Assignee: **Bose Corporation**, Framingham, MA
(US)

(**) Term: **14 Years**

(21) Appl. No.: **29/341,566**

(22) Filed: **Aug. 7, 2009**

(51) **LOC (9) Cl.** **03-01**

(52) **U.S. Cl.** **D3/294**

(58) **Field of Classification Search** D3/201,
D3/203.1-203.2, 205, 218, 294-295, 301-302;
D9/420, 423-424, 428; D28/73, 82; 206/823,
206/579; 132/293; 224/929-930
See application file for complete search history.

(56) **References Cited**

U.S. PATENT DOCUMENTS

2,479,854	A	*	8/1949	Miller	220/833
D307,388	S	*	4/1990	Newell et al.	D3/203.2
D339,470	S	*	9/1993	Marks	D3/262
D400,011	S	*	10/1998	Palmer et al.	D3/294
D425,295	S	*	5/2000	Borja et al.	D3/203.1
D460,255	S	*	7/2002	Hillman	D3/218
D460,261	S	*	7/2002	Fair	D3/301
D479,429	S	*	9/2003	Chan	D6/635
D484,278	S	*	12/2003	Prince et al.	D28/64.1
D502,807	S	*	3/2005	Jaron et al.	D3/273
D503,831	S	*	4/2005	Ames	D28/78

D540,038	S	*	4/2007	Hussaini et al.	D3/294
D546,556	S	*	7/2007	Aaron et al.	D3/218
D555,900	S	*	11/2007	Pippin	D3/265

OTHER PUBLICATIONS

Bose QuietComfort® 2 carrying case [retrieved on Aug. 7, 2009].
Retrieved from the Internet:<http://www.bose.com/controller?url=/shop_online/headphones/noise_cancelling_headphones/accessories/qc2_carrycase_acc.jsp>.

Bose QuietComfort® 3 carrying case [retrieved on Aug. 7, 2009].
Retrieved from the Internet:<http://www.bose.com/controller?url=/shop_online/headphones/noise_cancelling_headphones/accessories/qc3_carrycase_acc.jsp>.

* cited by examiner

Primary Examiner—Adir Aronovich
Assistant Examiner—Roselyne Cody

(57) **CLAIM**

The ornamental design for a device holder, substantially as shown and described.

DESCRIPTION

FIG. 1 is a perspective view of a device holder as seen from the front, top and right side;

FIG. 2 is a top view thereof;

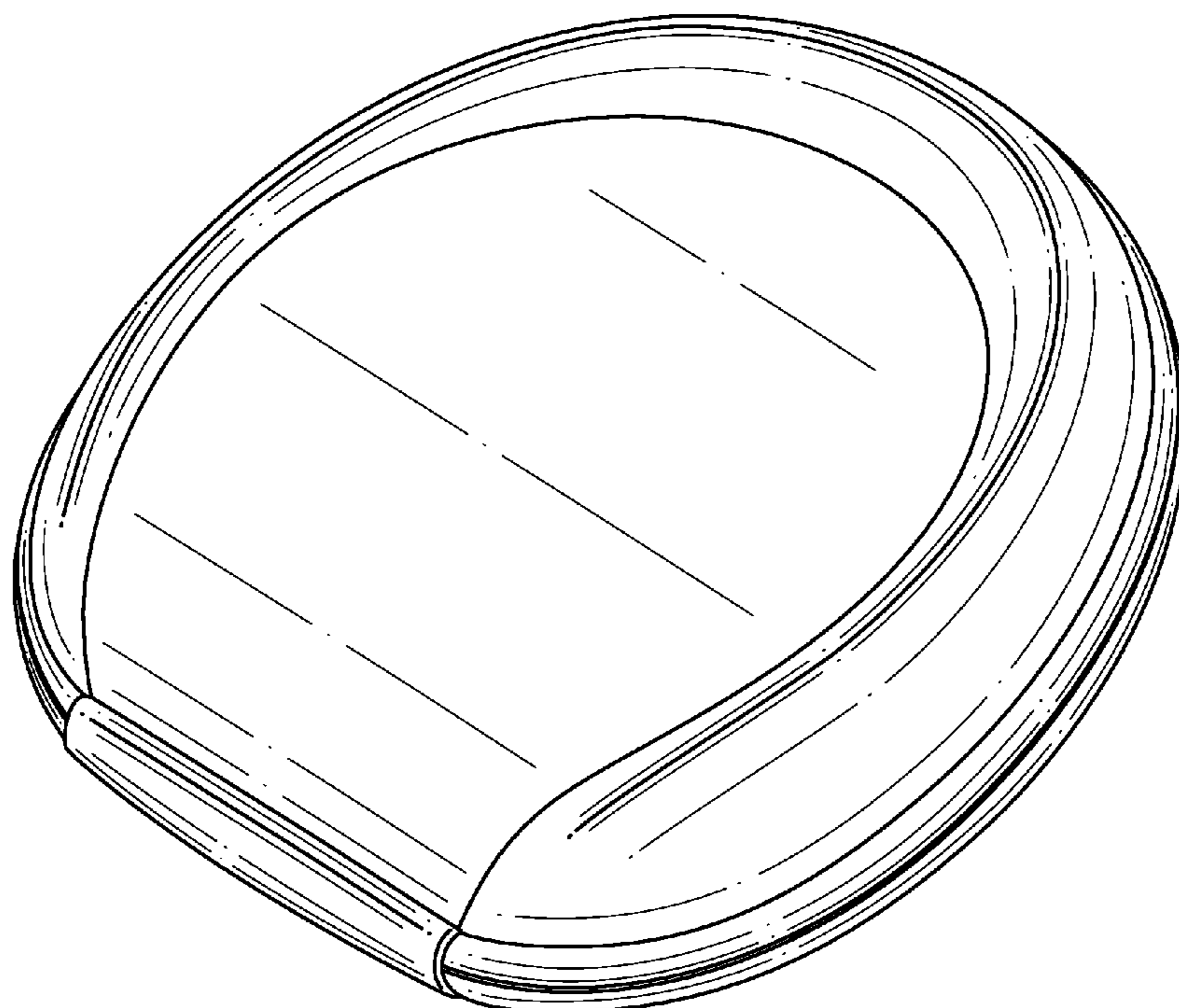
FIG. 3 is a right side view thereof; the left side view is a mirror image of the right side;

FIG. 4 is a bottom view thereof;

FIG. 5 is a rear view thereof; and,

FIG. 6 is a front view thereof.

1 Claim, 5 Drawing Sheets



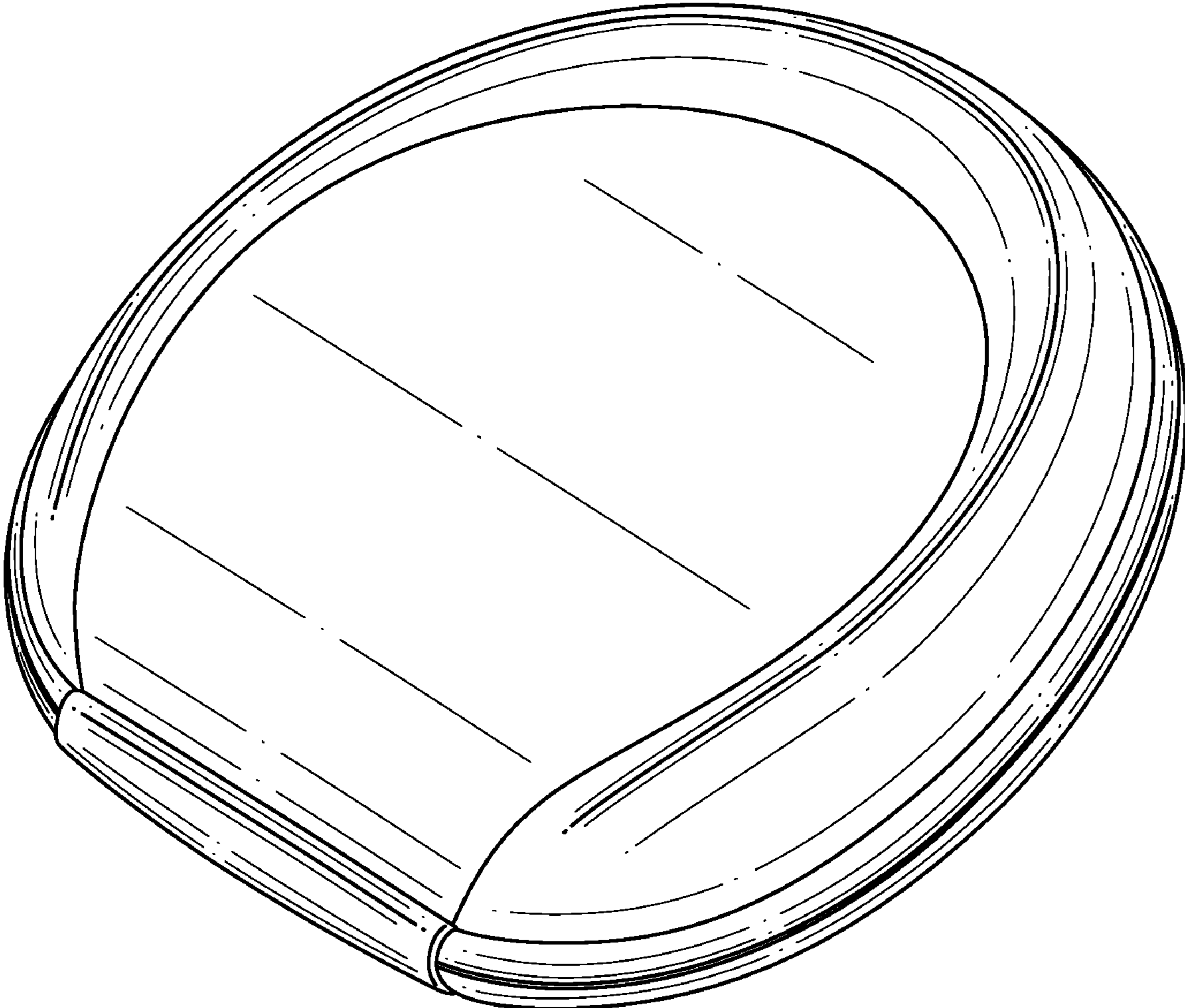


FIG. 1

FIG. 2

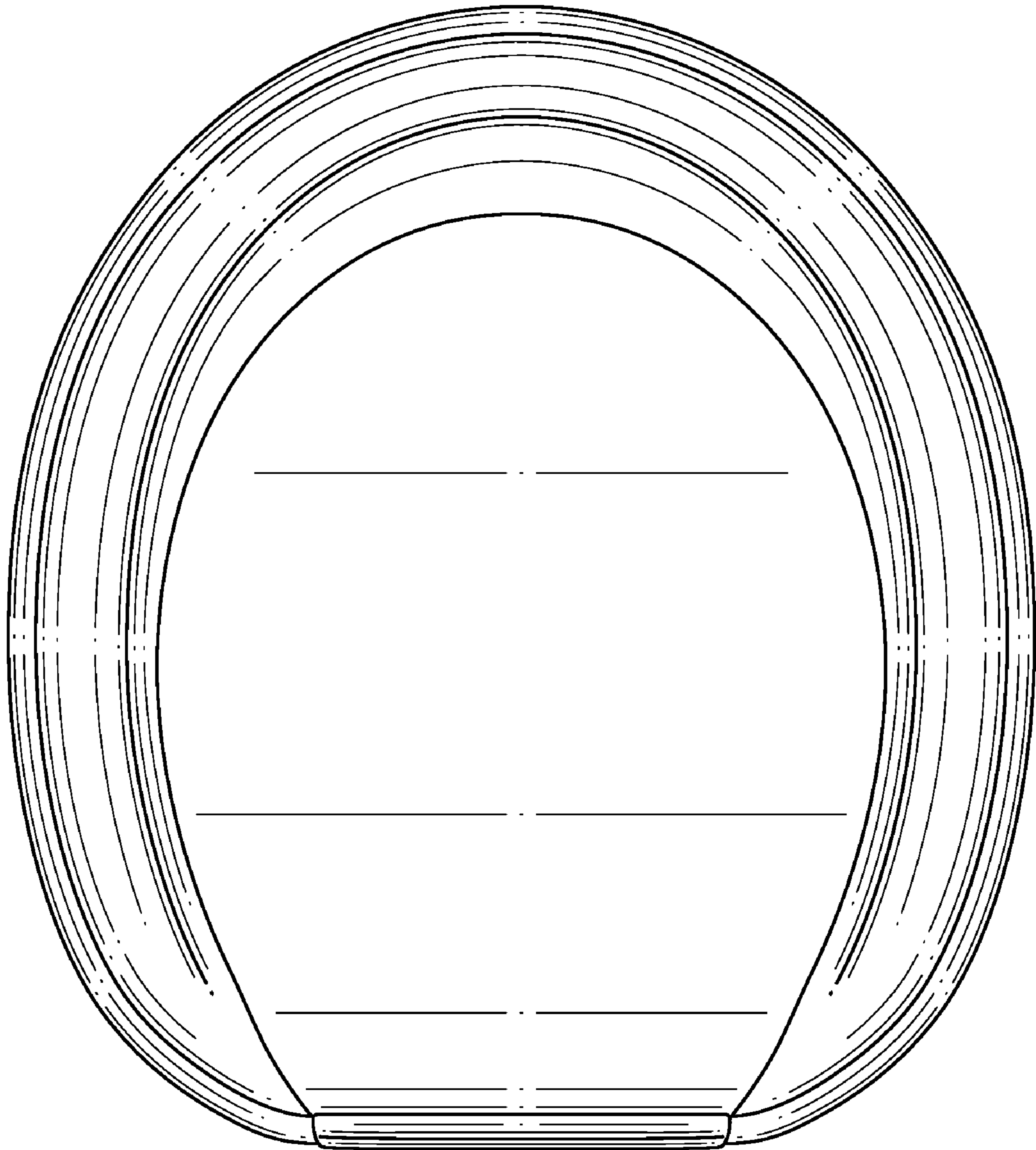


FIG. 3

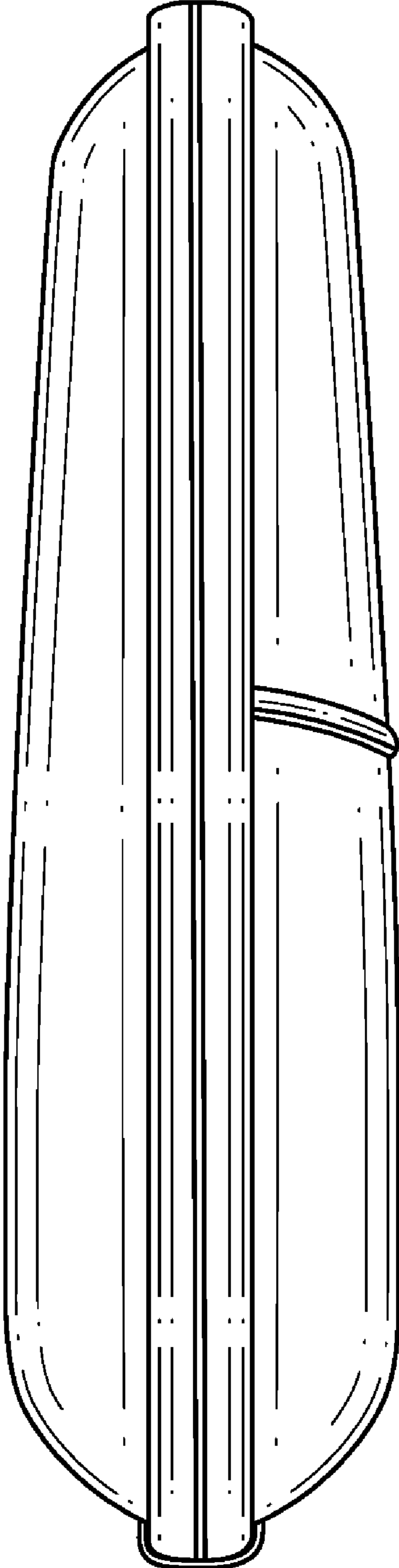


FIG. 4

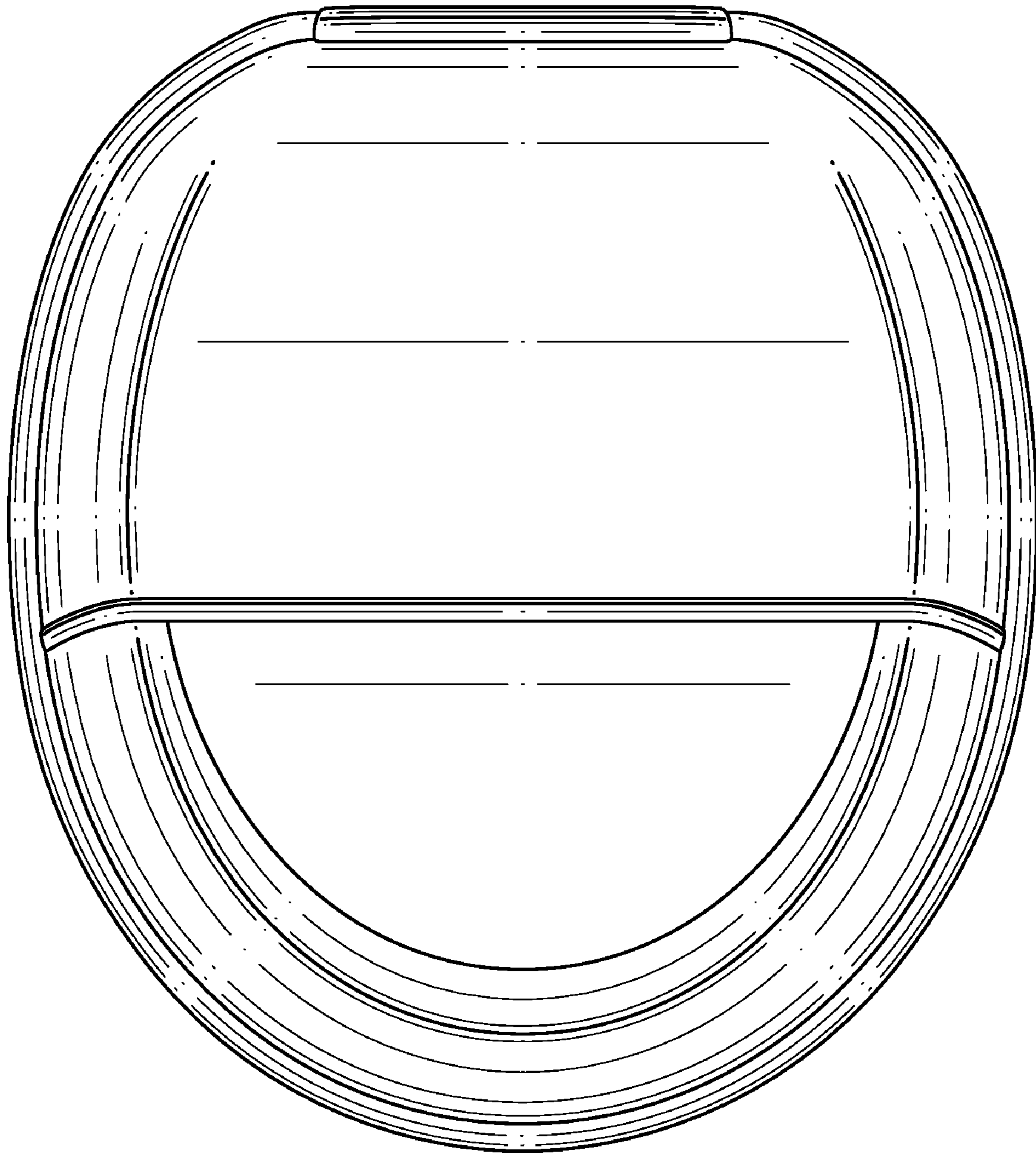


FIG. 5

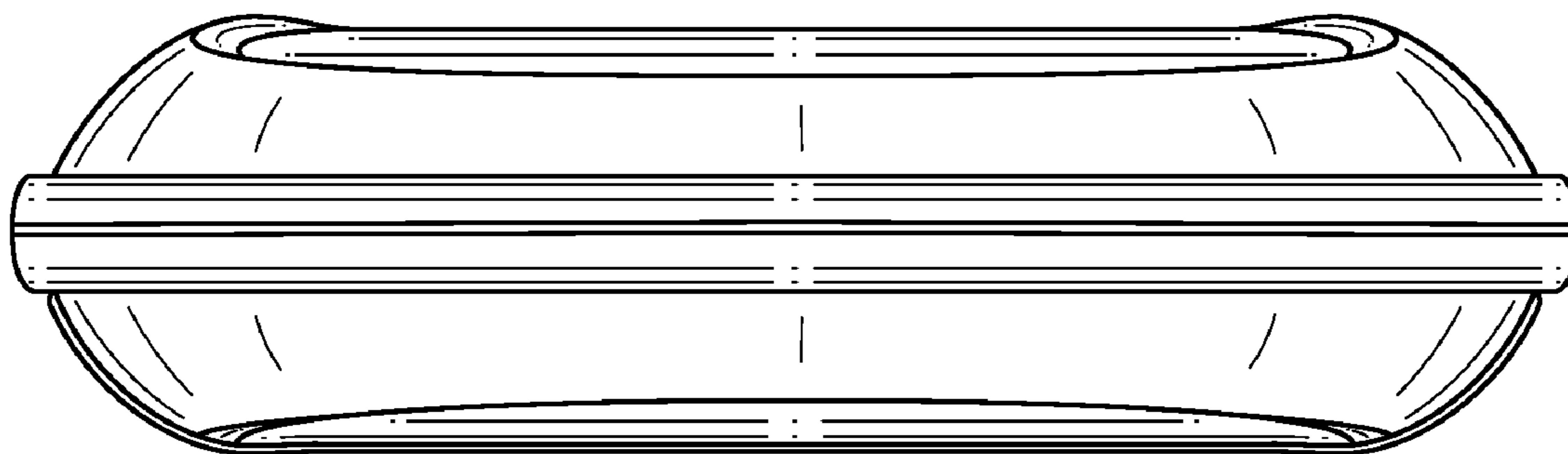


FIG. 6

