



US00D609007S

(12) **United States Design Patent**  
**Völkel**

(10) **Patent No.:** **US D609,007 S**

(45) **Date of Patent:** **\*\* Feb. 2, 2010**

(54) **TOOL BOX**

(75) Inventor: **Klaus Peter Völkel**, Remscheid (DE)

(73) Assignee: **VP Werkzeuge GmbH**, Remscheid (DE)

(\*\*) Term: **14 Years**

(21) Appl. No.: **29/328,108**

(22) Filed: **Nov. 19, 2008**

**Related U.S. Application Data**

(62) Division of application No. 29/275,982, filed on Jan. 11, 2007, now Pat. No. Des. 581,668.

**Foreign Application Priority Data**

- (30) Jul. 12, 2006 (EM) ..... 000 559 463-0001
- Jul. 12, 2006 (EM) ..... 000 559 463-0003
- Jul. 12, 2006 (EM) ..... 000 559 463-0005
- Jul. 12, 2006 (EM) ..... 000 559 463-0006
- Jul. 12, 2006 (EM) ..... 000 559 463-0009
- Jul. 12, 2006 (EM) ..... 000 559 463-0012
- Jul. 12, 2006 (EM) ..... 000 559 463-0016

(51) **LOC (9) Cl.** ..... **03-01**

(52) **U.S. Cl.** ..... **D3/269; D3/294; D3/905**

(58) **Field of Classification Search** ..... D3/273,  
D3/276, 282, 284, 294–296, 904–906; D28/83;  
206/349, 372–373; 220/4.21–4.22  
See application file for complete search history.

(56) **References Cited**

**U.S. PATENT DOCUMENTS**

D171,242 S \* 1/1954 Belf et al. .... D3/295

D255,038 S *	5/1980	Itakura .....	D21/385
D290,175 S *	6/1987	Bakic .....	D28/77
D337,658 S *	7/1993	Kaposvari .....	D3/294
D352,169 S *	11/1994	Chang .....	D3/276
D370,781 S *	6/1996	Vasudeva .....	D3/284
D373,901 S *	9/1996	Bergstedt .....	D3/294
D444,299 S *	7/2001	Budert .....	D3/294
D452,939 S *	1/2002	Lai .....	D28/77
D466,296 S *	12/2002	Hellenberg-Hubar .....	D3/295
D477,464 S *	7/2003	Cang .....	D3/295
D484,542 S *	12/2003	Hassell .....	D19/75
D498,925 S *	11/2004	Chen .....	D3/294
D532,603 S *	11/2006	Chen .....	D3/228
7,270,235 B2 *	9/2007	Chen .....	206/379
2005/0051445 A1 *	3/2005	Meehan et al. ....	206/372
2005/0056559 A1 *	3/2005	Chen .....	206/372
2005/0056560 A1 *	3/2005	Chen .....	206/373
2007/0095690 A1 *	5/2007	Nguy et al. ....	206/372

\* cited by examiner

*Primary Examiner*—Philip S Hyder

*Assistant Examiner*—Roselynn Cody

(74) *Attorney, Agent, or Firm*—Gudrun E. Huckett

(57) **CLAIM**

The ornamental design for a tool box, as shown and described.

**DESCRIPTION**



FIG. 1 is a side view of my tool box;

FIG. 2 is a top view of my tool box; and,

FIG. 3 is a perspective view of my tool box.

The tool box has a non-transparent lid that is shaped so as to match the shape and arrangement of the tools in the tool box.

**1 Claim, 2 Drawing Sheets**






Fig. 1

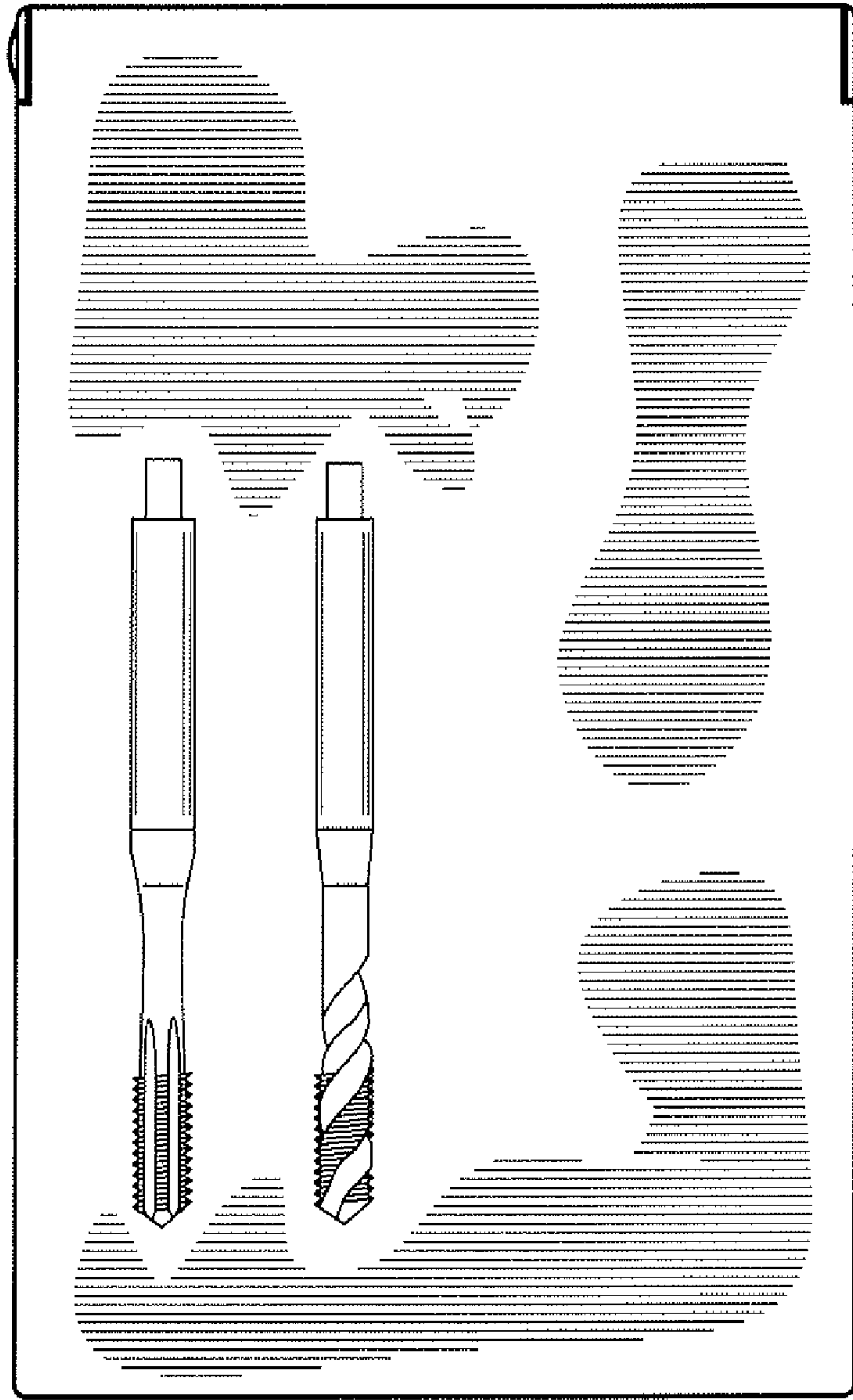


Fig. 2

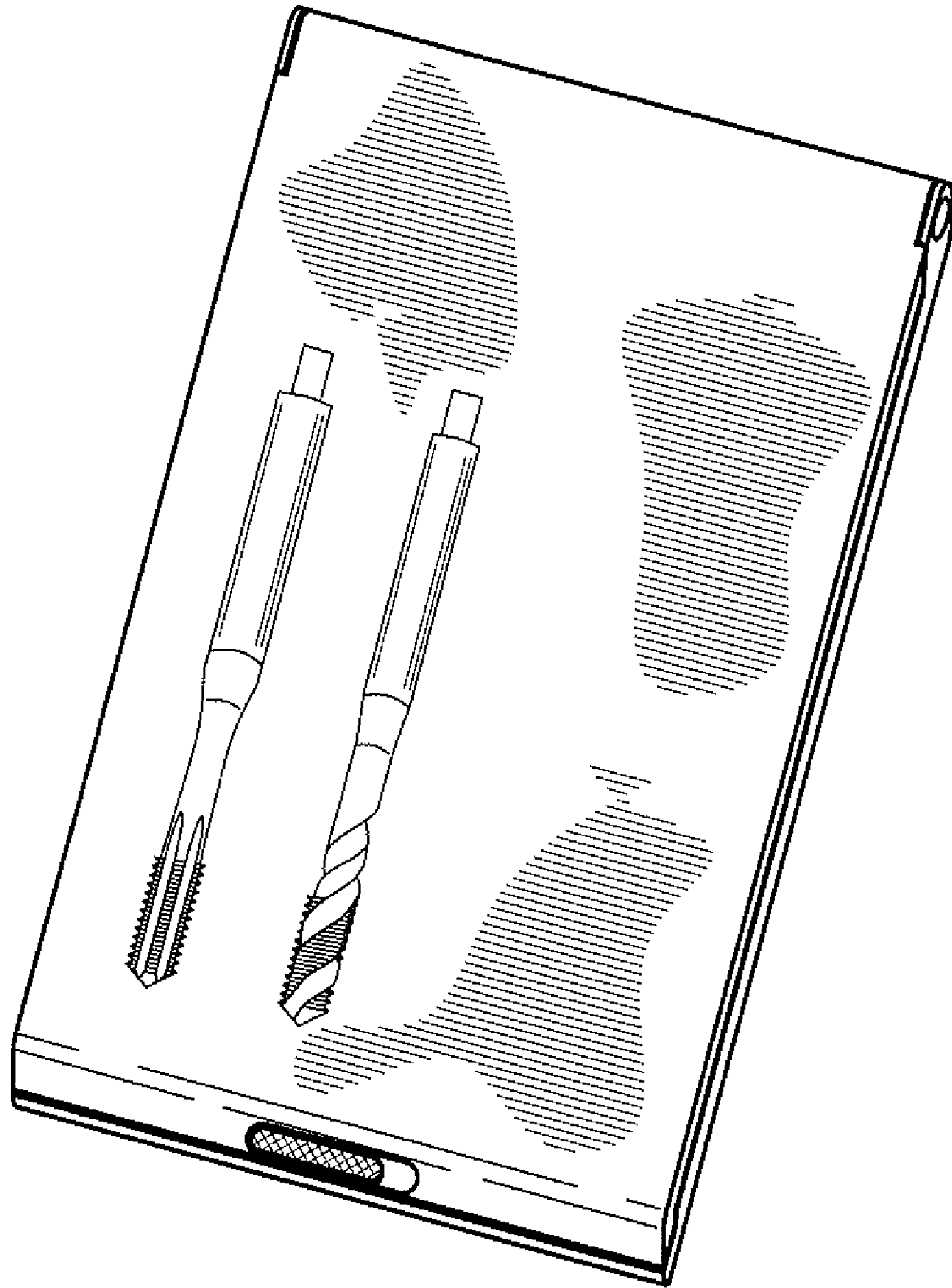


Fig.3