



US00D608997S

(12) **United States Design Patent**
Loverin et al.

(10) **Patent No.:** **US D608,997 S**
(45) **Date of Patent:** **** Feb. 2, 2010**

(54) **PAIR OF INFANT SHOE SOLES**

(75) Inventors: **Marc R. Loverin**, Scituate, MA (US);
James Cheney, Northboro, MA (US);
Matthew R. Clerc, Acushnet, MA (US);
Rose Anderson, Arlington, MA (US);
David Thorpe, Acton, MA (US)

(73) Assignee: **SRL, LLC**, Lexington, MA (US)

(**) Term: **14 Years**

(21) Appl. No.: **29/336,595**

(22) Filed: **May 6, 2009**

(51) **LOC (9) Cl.** **02-04**

(52) **U.S. Cl.** **D2/956; D2/951; D2/953;**
D2/954; D2/955

(58) **Field of Classification Search** **D2/947,**
D2/951, 952, 953, 954, 955, 956, 957, 959,
D2/960; 36/3 B, 22 R, 24.5, 25 R, 67 A,
36/59 C, 103

See application file for complete search history.

(56) **References Cited**

U.S. PATENT DOCUMENTS

1,049,087	A *	12/1912	Hill	36/59 R
D60,524	S *	3/1922	Gaken	D2/955
1,653,059	A *	12/1927	Nelson	36/29
2,553,616	A *	5/1951	Walls	36/29
3,568,340	A *	3/1971	Gardner	36/32 R
3,988,840	A *	11/1976	Minihane	36/32 R
4,067,123	A *	1/1978	Minihane	36/32 R
4,274,211	A *	6/1981	Funck	36/30 R
D275,144	S *	8/1984	Radford	D2/912
D429,408	S *	8/2000	Gillespie	D2/951
D429,411	S *	8/2000	Gillespie	D2/960
D429,554	S *	8/2000	Gillespie	D2/960
D445,561	S *	7/2001	Bramani	D2/954
D461,947	S *	8/2002	Merceron	D2/956

D475,182	S *	6/2003	Matis	D2/956
D498,350	S *	11/2004	Recchi	D2/956
D502,595	S *	3/2005	Sonnergren	D2/955
D504,758	S *	5/2005	Sonnergren	D2/955
D508,308	S *	8/2005	Galway	D2/972
D509,048	S *	9/2005	Sonnergren	D2/956
D516,781	S *	3/2006	Ardissono et al.	D2/954
D522,724	S *	6/2006	Urie et al.	D2/954

(Continued)

Primary Examiner—Celia A Murphy

(74) *Attorney, Agent, or Firm*—Fish & Richardson P.C.

(57) **CLAIM**

The ornamental design for a pair of infant shoe soles, as shown and described.

DESCRIPTION

FIG. 1 is a rear perspective view showing left component of a pair of infant shoe soles, showing our new design;

FIG. 2 is a front perspective view of the infant shoe sole of FIG. 1;

FIG. 3 is a bottom view of the infant shoe sole of FIG. 1;

FIG. 4 is a top view of the infant shoe sole of FIG. 1;

FIG. 5 is a left side view of the infant shoe sole of FIG. 1;

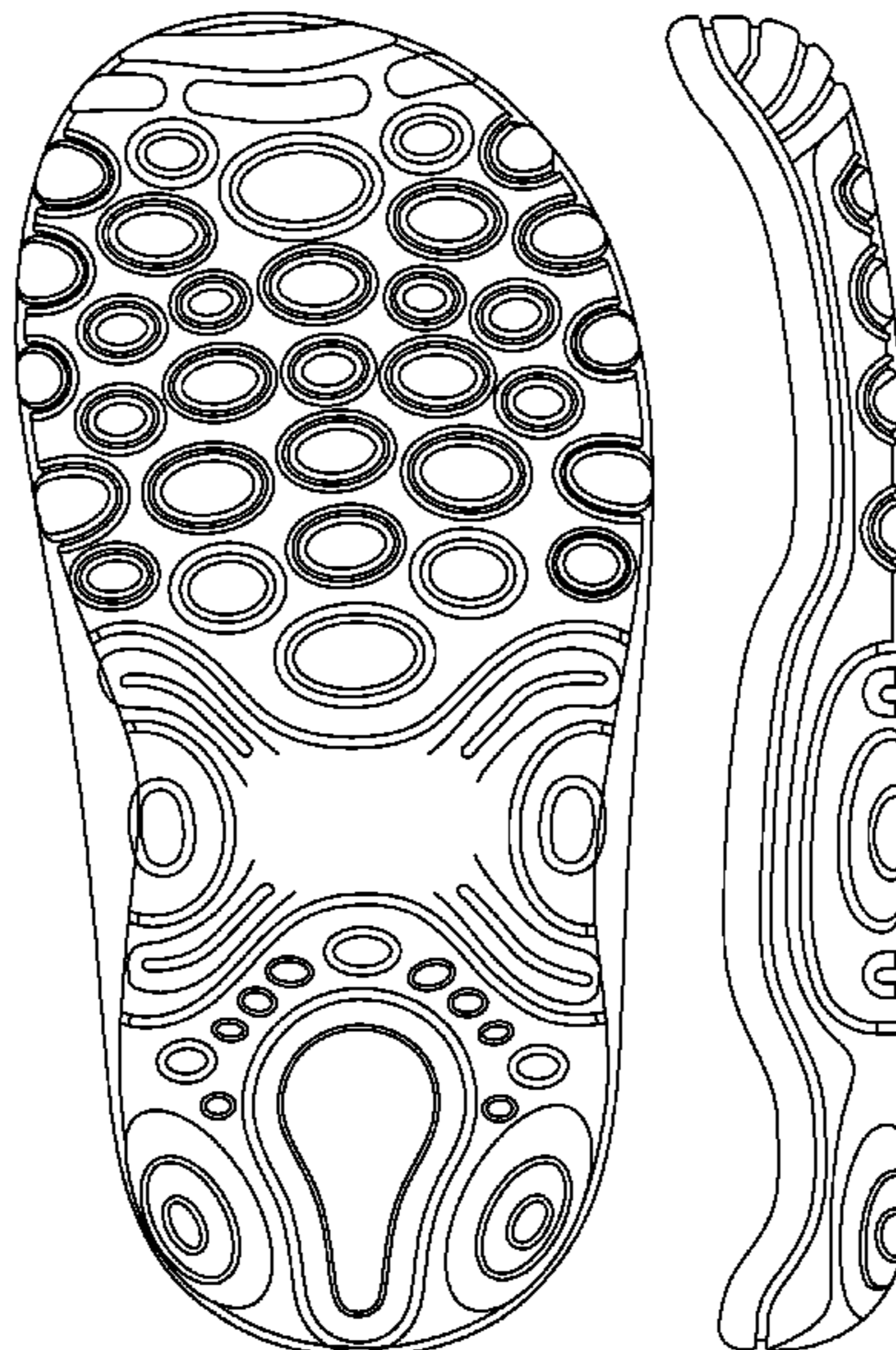
FIG. 6 is a right side view of the infant shoe sole of FIG. 1;

FIG. 7 is a front view of the infant shoe sole of FIG. 1; and,

FIG. 8 is a rear view of the infant shoe sole of FIG. 1.

The broken lines shown in FIGS. 2 & 4 represent the portions of the article that form no part of the claim. The right component of the pair of shoe soles is a mirror image.

1 Claim, 7 Drawing Sheets



US D608,997 S

Page 2

U.S. PATENT DOCUMENTS

D530,893 S *	10/2006	Sonnergren	D2/956	D561,437 S *	2/2008	Evans et al.	D2/956
D545,533 S *	7/2007	Belley et al.	D2/956	D561,982 S *	2/2008	Hoyt	D2/896
D546,034 S *	7/2007	Matis et al.	D2/956	D563,085 S *	3/2008	Matis	D2/956
D547,036 S *	7/2007	Schoenborn et al.	D2/956	D563,636 S *	3/2008	Matis et al.	D2/956
D547,933 S *	8/2007	Loverin	D2/955	D564,739 S *	3/2008	Belley et al.	D2/956
D549,937 S *	9/2007	Matis et al.	D2/956	D566,936 S *	4/2008	Schoenborn et al.	D2/956
D549,939 S *	9/2007	Schoenborn et al.	D2/956	D572,447 S *	7/2008	Schoenborn et al.	D2/956
D551,435 S *	9/2007	Belley et al.	D2/956	D584,491 S *	1/2009	Matis	D2/956
D554,336 S *	11/2007	Schoenborn et al.	D2/956	D592,389 S *	5/2009	St-Louis et al.	D2/956
D561,436 S *	2/2008	St. Louis	D2/956	D593,735 S *	6/2009	Lam et al.	D2/954
					D599,993 S *	9/2009	Issler	D2/954

* cited by examiner

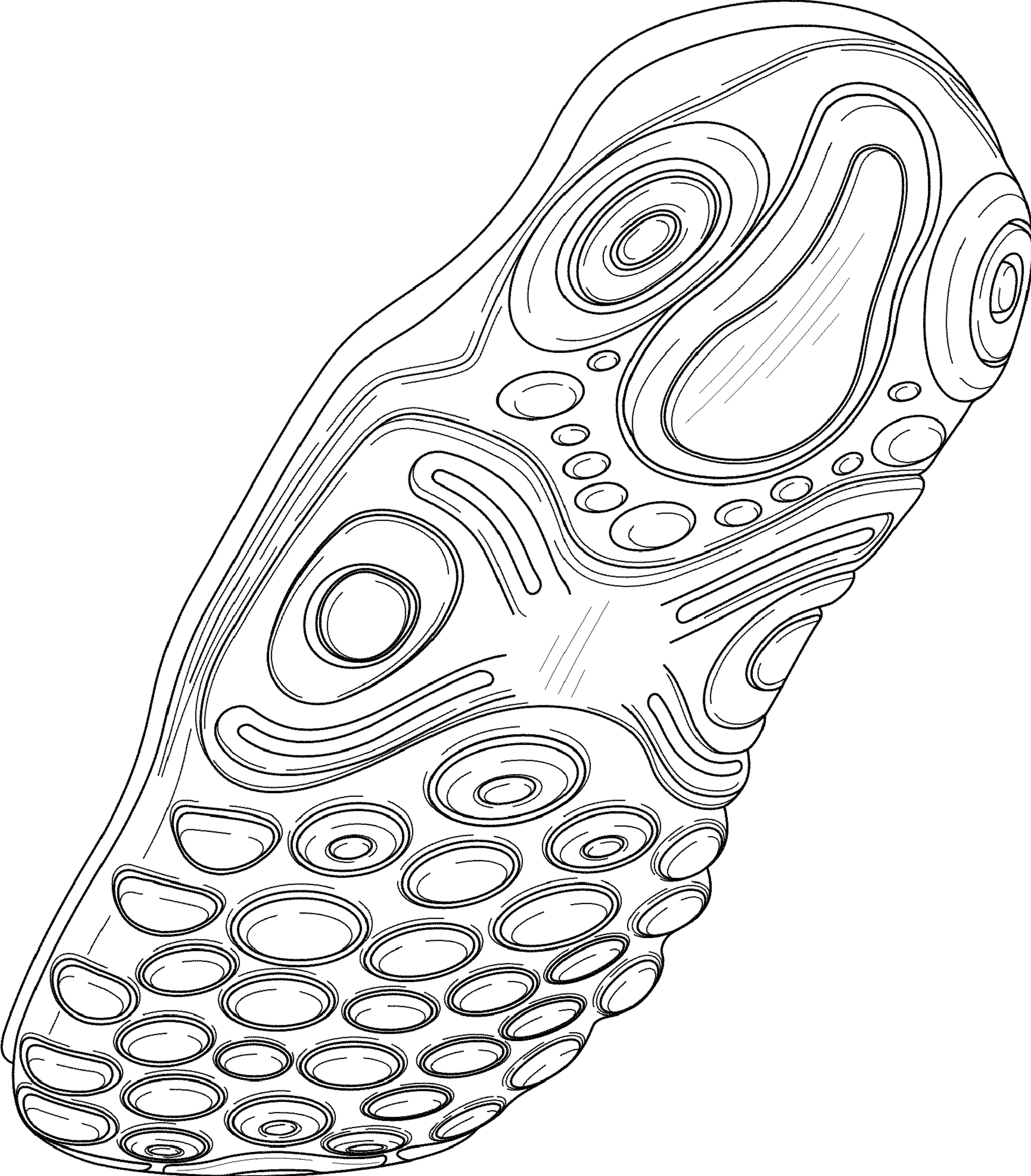


FIG. 1

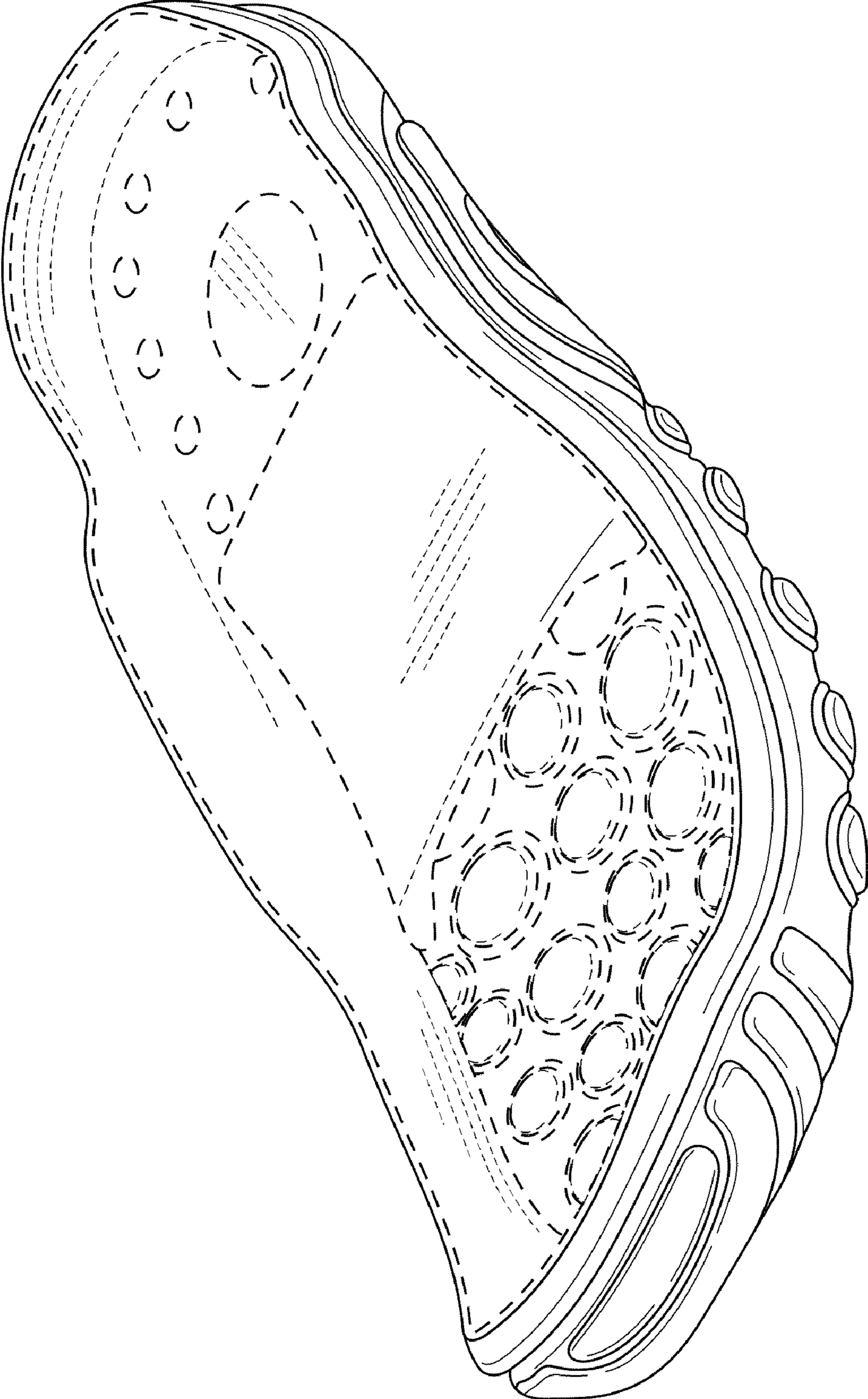


FIG. 2




FIG. 3

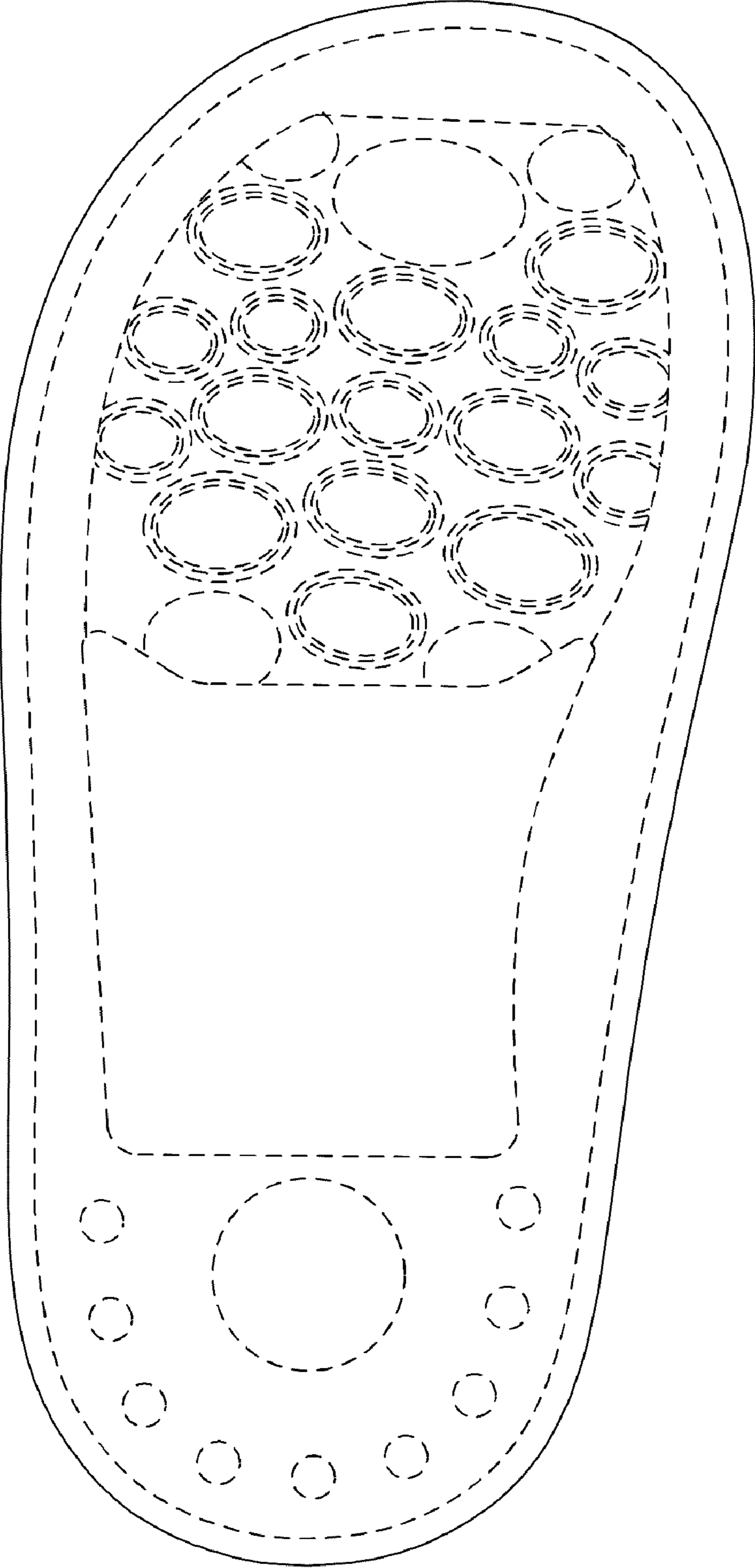


FIG. 4

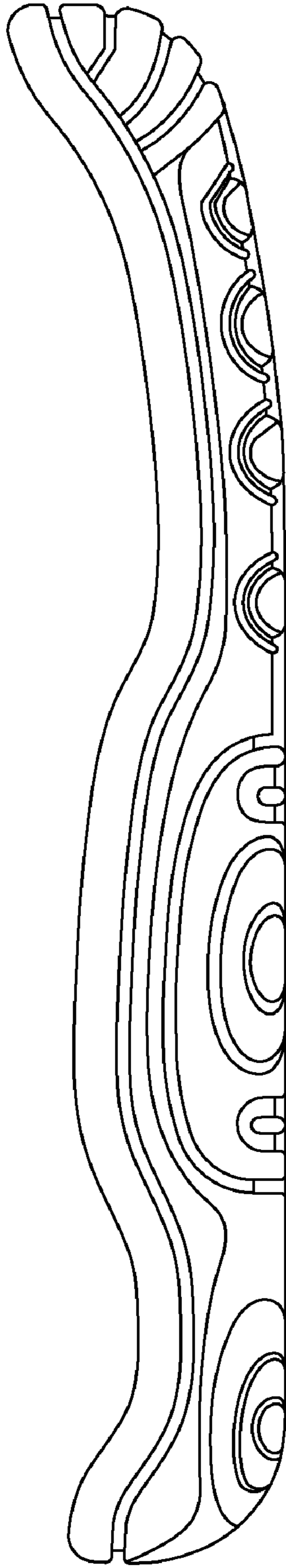


FIG. 5

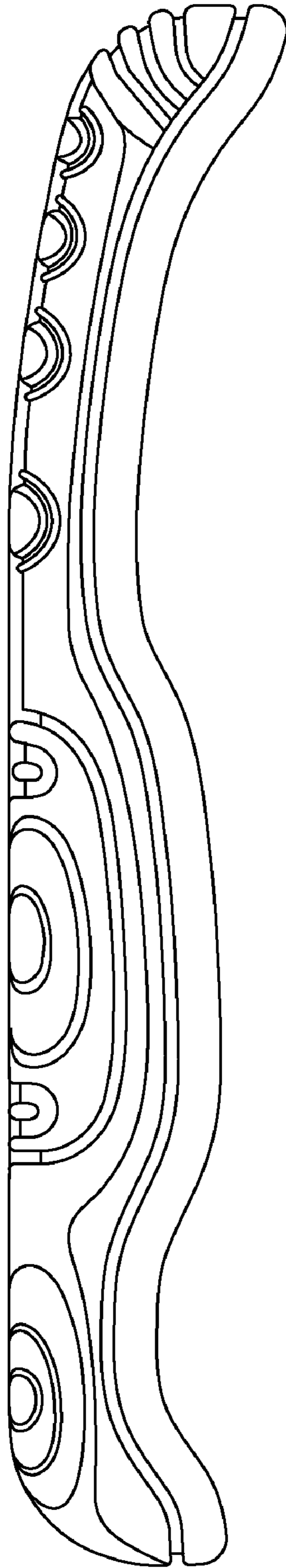


FIG. 6




FIG. 7

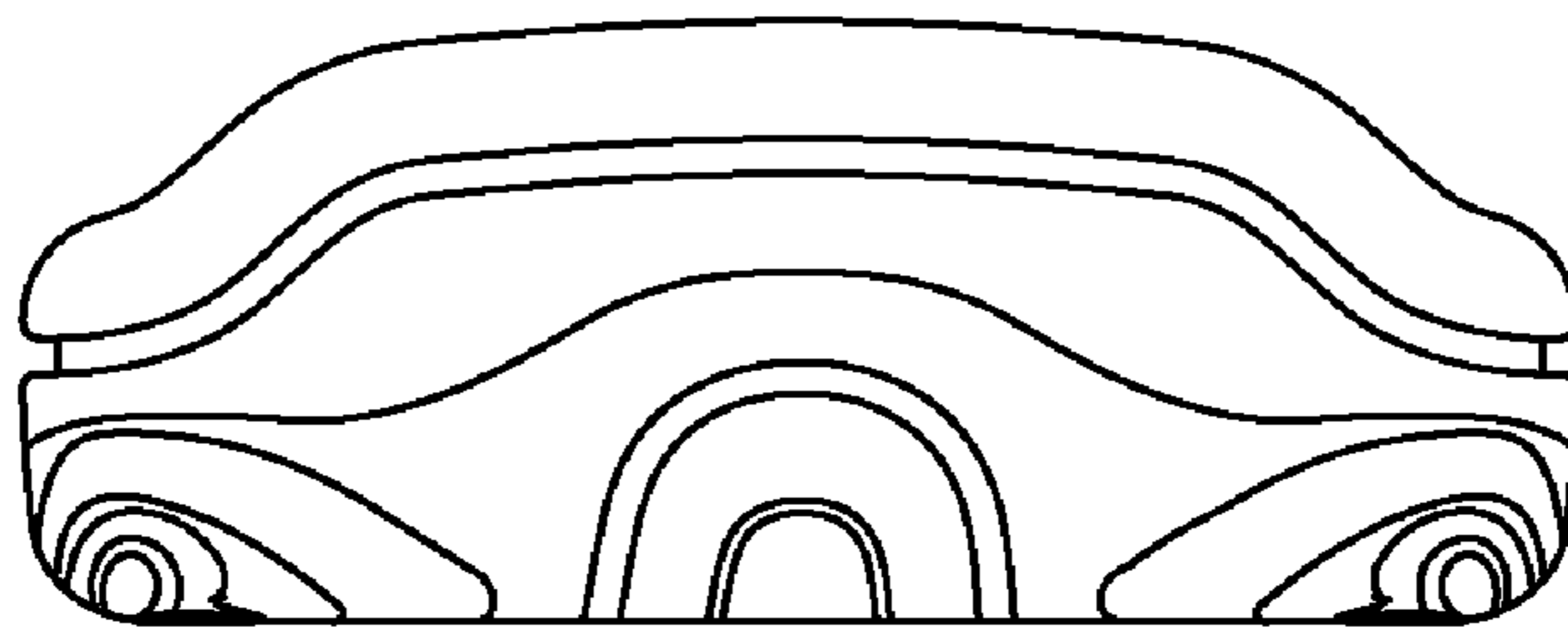


FIG. 8