



US00D608994S

(12) **United States Design Patent**
McClaskie

(10) **Patent No.:** **US D608,994 S**
(45) **Date of Patent:** **** Feb. 2, 2010**

(54) **SHOE**

(75) Inventor: **Thomas E. McClaskie**, Bethlehem, PA
(US)

(73) Assignee: **Columbia Insurance Company**,
Omaha, NE (US)

(**) Term: **14 Years**

(21) Appl. No.: **29/337,001**

(22) Filed: **May 13, 2009**

(51) **LOC (9) Cl.** **02-04**

(52) **U.S. Cl.** **D2/952; D2/951; D2/953**

(58) **Field of Classification Search** D2/947,
D2/951, 952, 953, 957, 959, 960; 36/3 B,
36/22 R, 24.5, 25 R, 67 A, 59 C, 103
See application file for complete search history.

(56) **References Cited**

U.S. PATENT DOCUMENTS

2,016,178	A *	10/1935	Riddock	36/32 R
D102,677	S *	1/1937	Das	D5/16
D168,540	S	1/1953	Friedman et al.		
D223,278	S *	4/1972	Mallonn	D6/583
D230,311	S *	2/1974	Kimura	D5/37
5,232,764	A *	8/1993	Oshima	428/173
D489,520	S *	5/2004	Matis et al.	D2/952
D495,856	S	9/2004	McClaskie		
D508,331	S *	8/2005	Bo rschinger	D5/37
D513,840	S	1/2006	Urie et al.		
D542,015	S	5/2007	McClaskie		
D548,433	S	8/2007	McClaskie		
D551,832	S	10/2007	Scott		
D553,832	S *	10/2007	McClaskie	D2/952
D554,838	S *	11/2007	McClaskie	D2/957
D555,338	S	11/2007	McClaskie		
D556,984	S	12/2007	Brie et al.		
D558,963	S	1/2008	McClaskie		
D559,507	S	1/2008	McClaskie		

D560,333	S	1/2008	McClaskie		
D569,083	S	5/2008	McClaskie		
D573,345	S *	7/2008	Yuson	D3/322
D584,886	S *	1/2009	Issler	D2/952
D587,438	S *	3/2009	McClaskie	D2/952
D587,439	S *	3/2009	Issler	D2/952
D590,141	S *	4/2009	McClaskie	D2/952
D592,388	S *	5/2009	Issler	D2/952
D593,289	S *	6/2009	McClaskie	D2/952
D593,734	S *	6/2009	Issler	D2/952
D594,192	S *	6/2009	Issler	D2/952
D599,090	S *	9/2009	McClaskie	D2/952

* cited by examiner

Primary Examiner—Celia A Murphy

(74) *Attorney, Agent, or Firm*—St. Onge Steward Johnston &
Reens LLC

(57) **CLAIM**

The ornamental design for a shoe, as shown and described.

DESCRIPTION

FIG. 1 is a bottom perspective view of a shoe in accordance with my new design;

FIG. 2 is a bottom view thereof;

FIG. 3 is a top view thereof;

FIG. 4 is a right side view thereof;


FIG. 5 is a left side view thereof;

FIG. 6 is a front view thereof; and,

FIG. 7 is a rear view thereof.

The shoe upper shown in broken lines in FIGS. 1–7 is for environmental purposes only and forms no part of the claimed design. The broken lines shown in each arch area of FIGS. 1–2 and 7 represent boundaries of the design with the lines themselves and the areas within them forming no part of the claim.

1 Claim, 7 Drawing Sheets



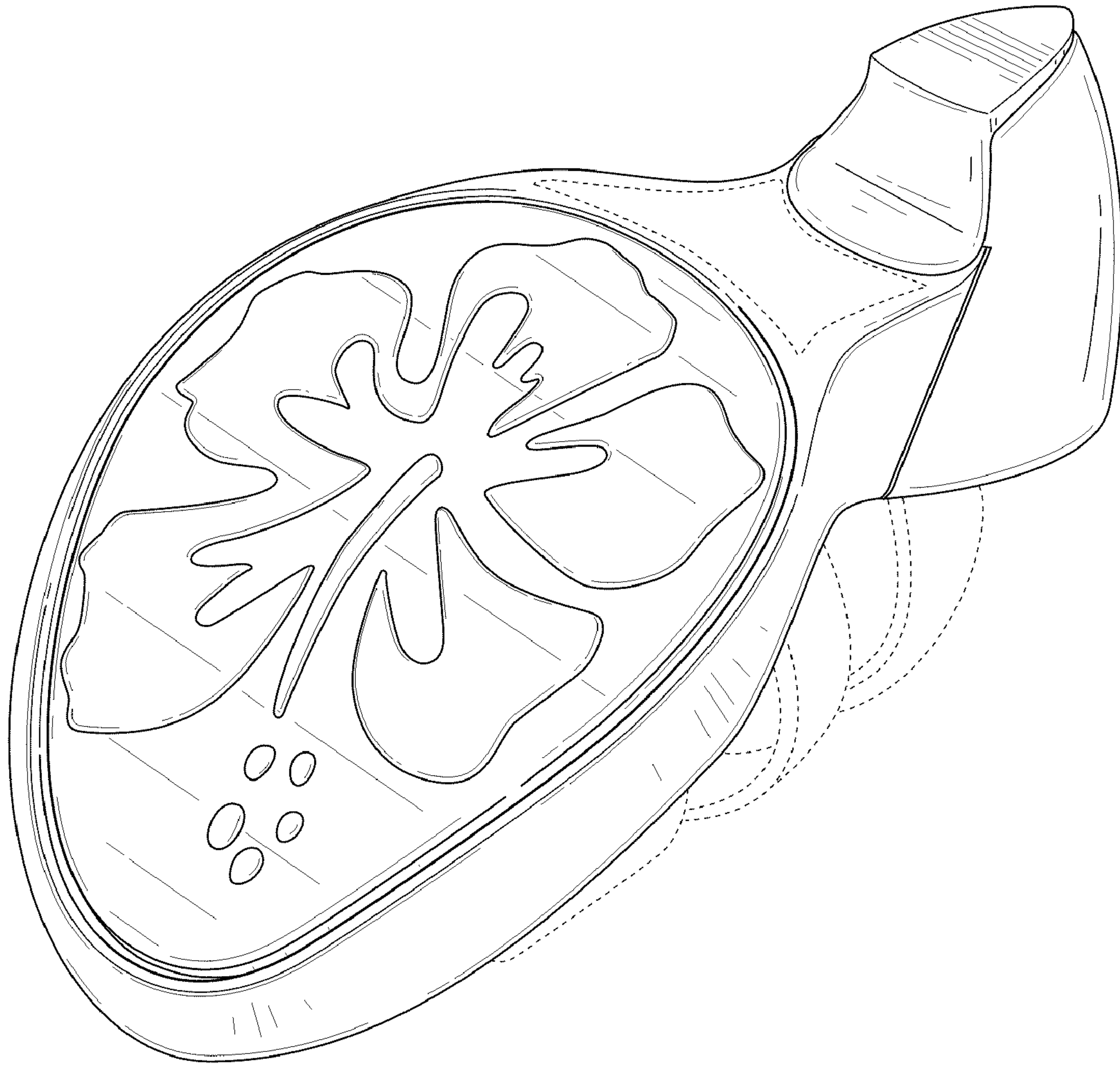


FIG. 1

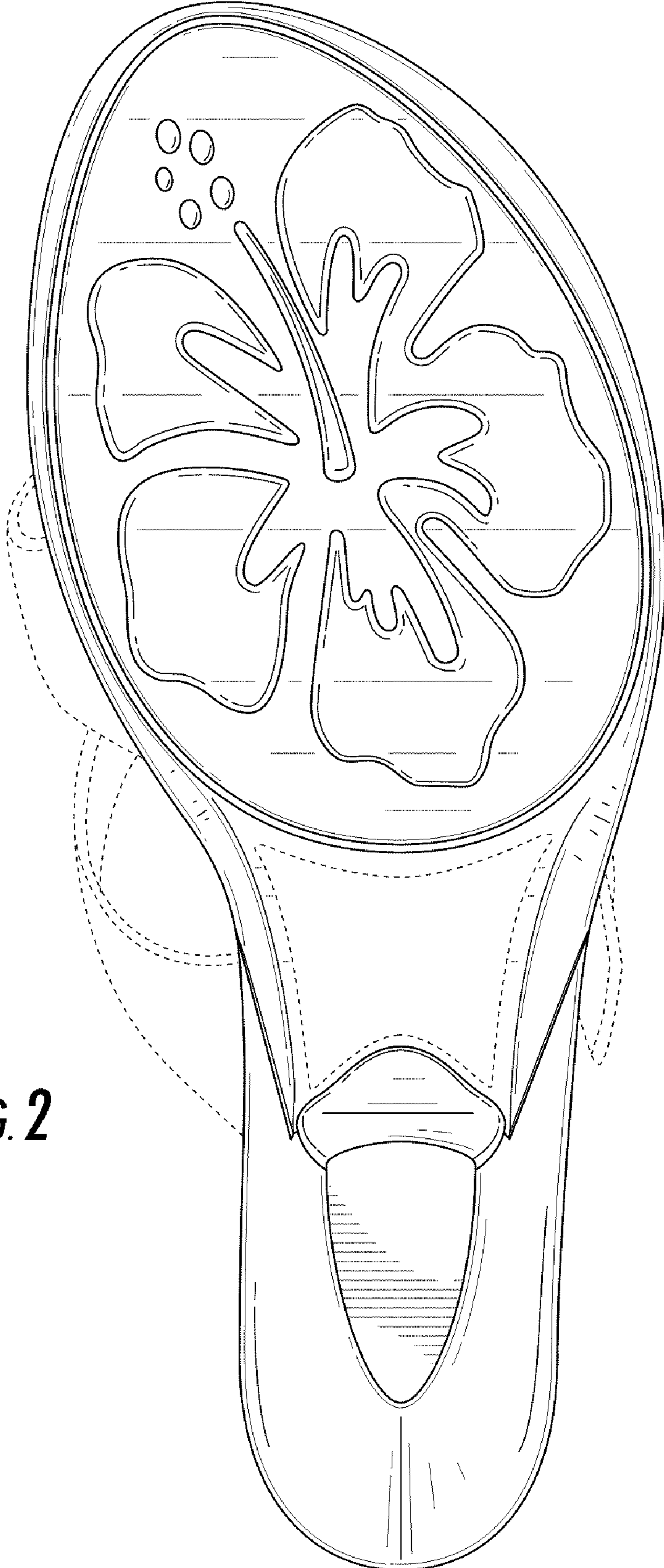


FIG. 2

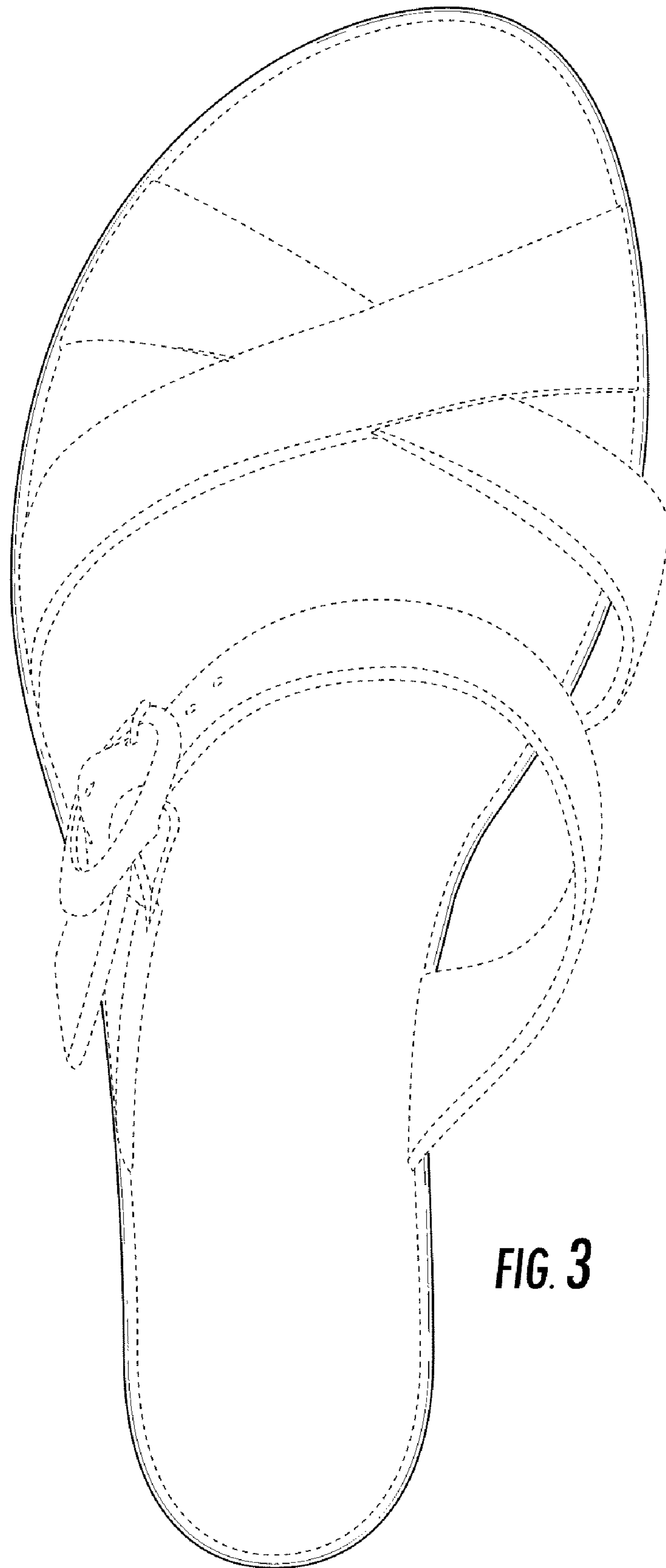


FIG. 3

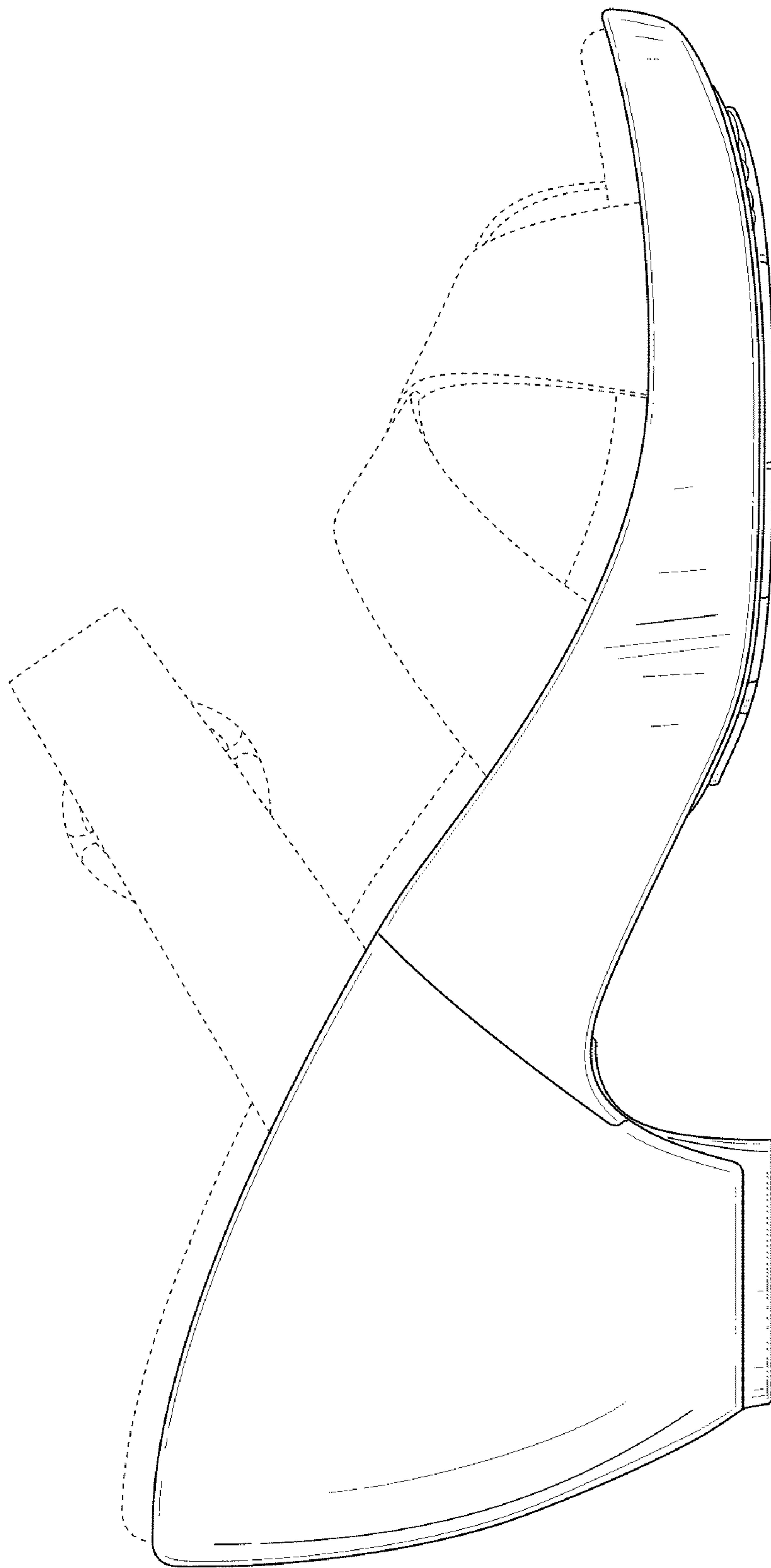


FIG. 4

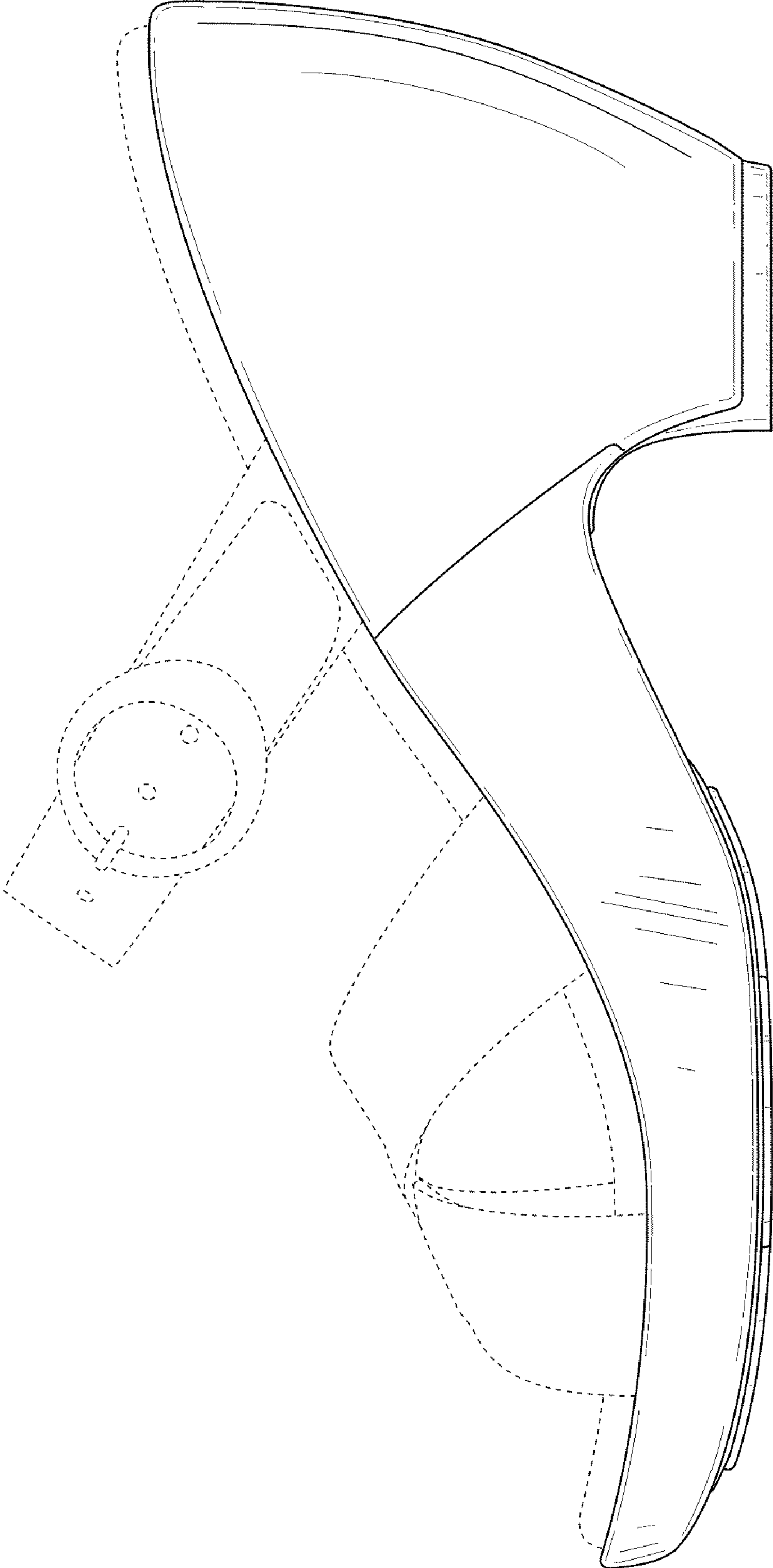


FIG. 5




FIG. 6



FIG. 7