

US00D608990S

(12) **United States Design Patent**  
**Truelsen**

(10) **Patent No.:** **US D608,990 S**  
(45) **Date of Patent:** **\*\* Feb. 2, 2010**

- (54) **SHOE MIDSOLE**
- (75) Inventor: **Ejnar Truelsen**, Tønder (DK)
- (73) Assignee: **ECCO Sko A/S**, Bredebro (DK)
- (\*\*) Term: **14 Years**
- (21) Appl. No.: **29/313,380**
- (22) Filed: **Dec. 31, 2008**
- (30) **Foreign Application Priority Data**  
Jul. 1, 2008 (EM) ..... 000961602-0002
- (51) **LOC (9) Cl.** ..... **02-99**
- (52) **U.S. Cl.** ..... **D2/946; D2/969; D2/972**
- (58) **Field of Classification Search** ..... D2/896,  
D2/902, 906-912, 943, 944, 969, 972-974;  
36/45-49, 50.1, 77 M, 77 R, 83, 88, 113,  
36/114, 126-131  
See application file for complete search history.

- D522,727 S \* 6/2006 Chen ..... D2/972
- D528,273 S \* 9/2006 Keen ..... D2/969
- D534,718 S \* 1/2007 Keen ..... D2/969
- D537,617 S \* 3/2007 Hlavacs ..... D2/972

\* cited by examiner

*Primary Examiner*—Dominic Simone  
(74) *Attorney, Agent, or Firm*—Abelman, Frayne & Schwab

(57) **CLAIM**

The ornamental design for shoe midsole, as shown and described.

**DESCRIPTION**

FIG. 1 is a top, front and left side perspective view of a shoe midsole embodying my new design;  
FIG. 2 is a top plan view thereof;  
FIG. 3 is a left side elevational view thereof;  
FIG. 4 is a right side elevational view thereof;  
FIG. 5 is a front perspective view thereof; and,  
FIG. 6 is a rear perspective view thereof.

The elements shown in broken lines in the drawings are for illustration only and do not form a part of the claimed design.

**1 Claim, 3 Drawing Sheets**

- (56) **References Cited**  
U.S. PATENT DOCUMENTS  
D483,938 S \* 12/2003 Laberge ..... D2/973  
D501,072 S \* 1/2005 Matis et al. .... D2/969  
D516,287 S \* 3/2006 Fontanarosa ..... D2/972


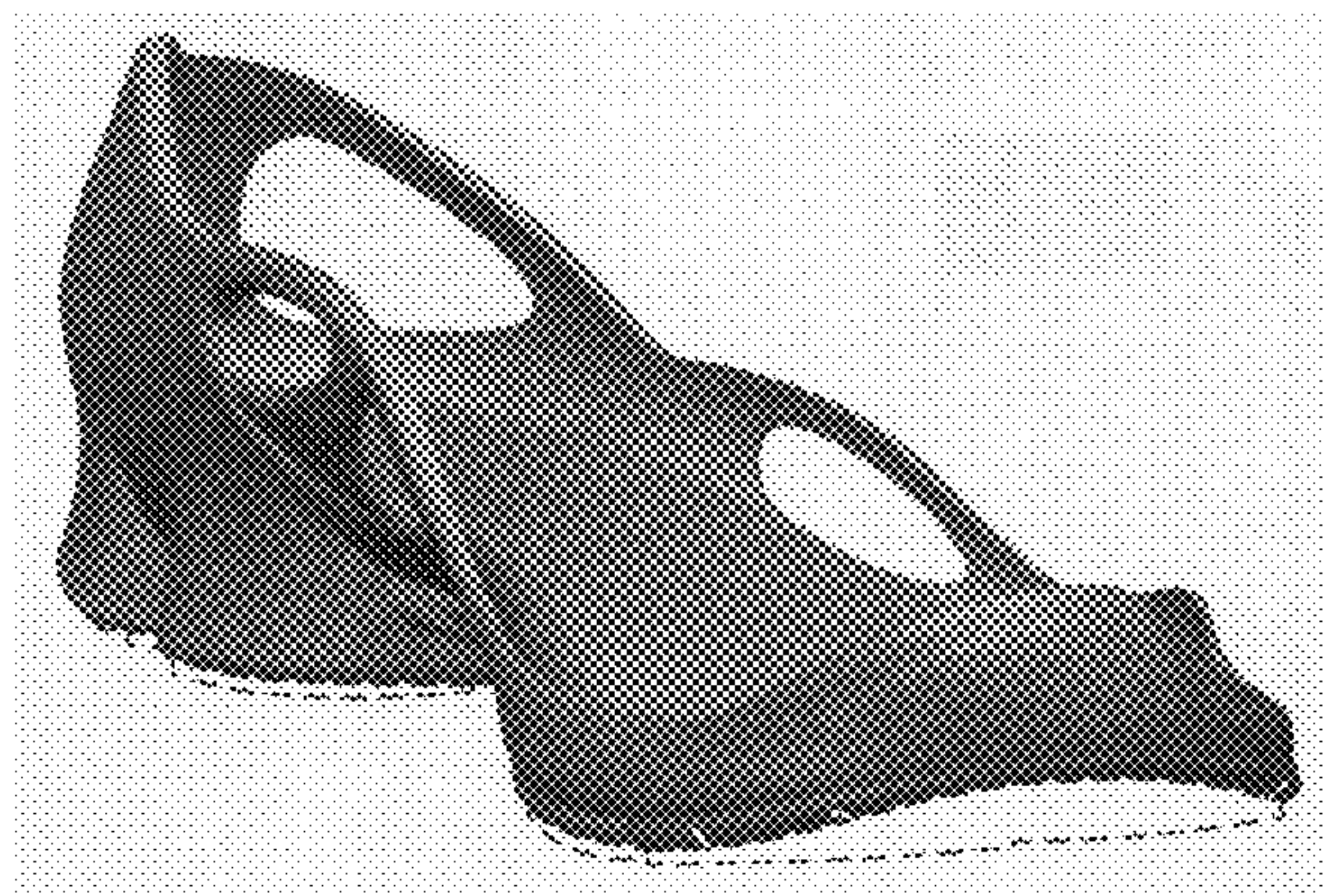






FIG. 1




FIG. 2



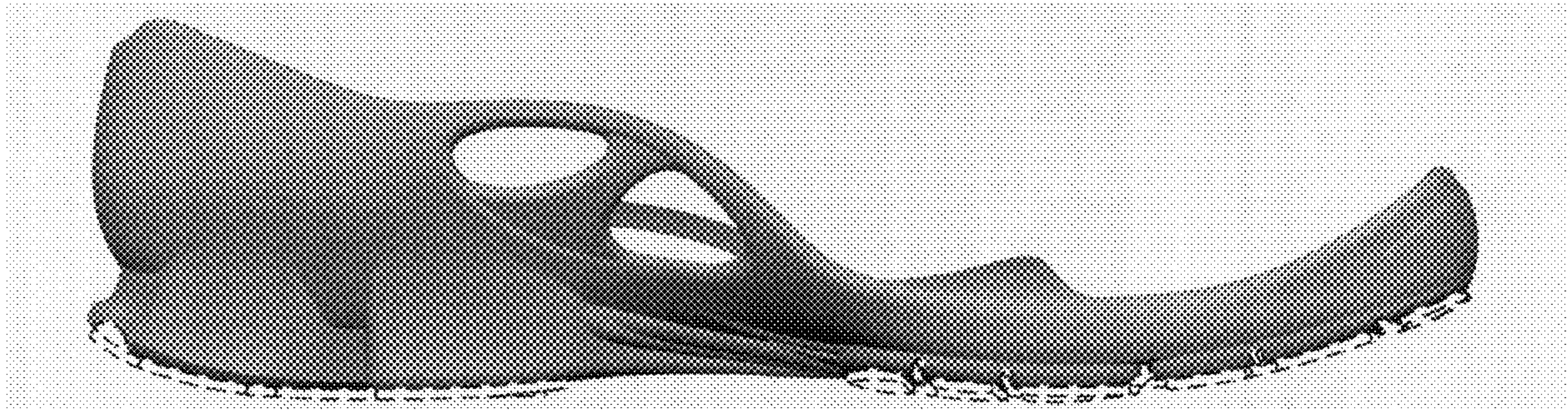


FIG. 3




FIG. 4





FIG. 5

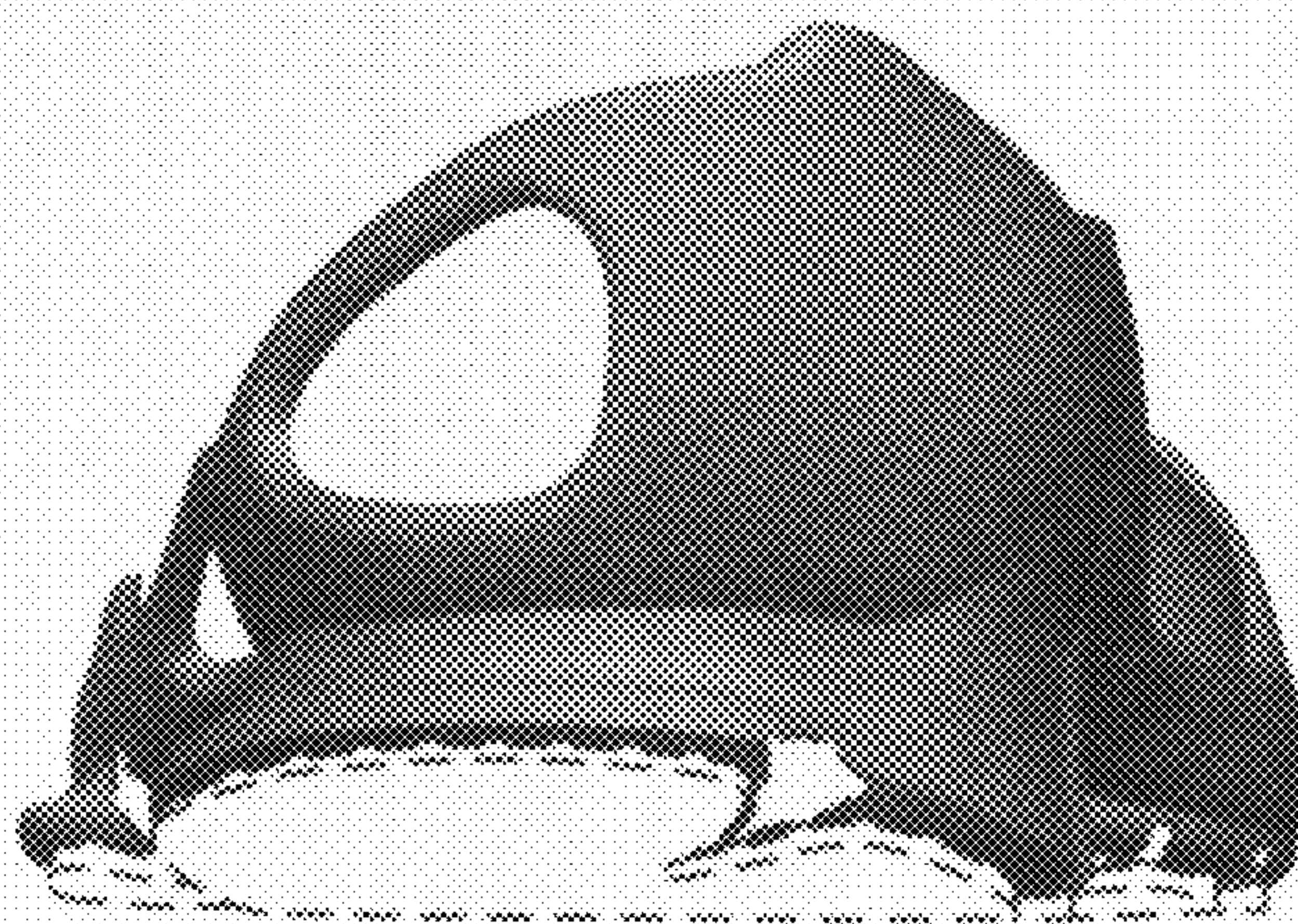


FIG. 6