



US00D608989S

(12) **United States Design Patent**
Truelsen

(10) **Patent No.:** **US D608,989 S**
(45) **Date of Patent:** **** Feb. 2, 2010**

- (54) **SHOE MIDSOLE**
- (75) Inventor: **Ejnar Truelsen**, Tønder (DK)
- (73) Assignee: **ECCO Sko A/S**, Bredebro (DK)
- (**) Term: **14 Years**
- (21) Appl. No.: **29/313,376**
- (22) Filed: **Dec. 31, 2008**
- (30) **Foreign Application Priority Data**
Jul. 1, 2008 (EM) 000961602-0001
- (51) **LOC (9) Cl.** **02-99**
- (52) **U.S. Cl.** **D2/946; D2/969; D2/972**
- (58) **Field of Classification Search** D2/896,
D2/902, 906-912, 943, 944, 969, 972-974;
36/45-49, 50.1, 77 M, 77 R, 83, 88, 113,
36/114, 126-131
See application file for complete search history.

- D522,727 S * 6/2006 Chen D2/972
- D528,273 S * 9/2006 Keen D2/969
- D534,718 S * 1/2007 Keen D2/969
- D537,617 S * 3/2007 Hlavacs D2/972

* cited by examiner

Primary Examiner—Dominic Simone
(74) *Attorney, Agent, or Firm*—Abelman, Frayne & Schwab

(57) **CLAIM**

The ornamental design for shoe midsole, as shown and described .

DESCRIPTION

FIG. 1 is a top, front and left side perspective view of a shoe midsole embodying my new design;
FIG. 2 is a top plan view thereof;
FIG. 3 is a left side elevational view thereof;
FIG. 4 is a right side elevational view thereof;
FIG. 5 is a front perspective view thereof; and,
FIG. 6 is a rear perspective view thereof.

The elements shown in broken lines in the drawings are for illustration only and do not form a part of the claimed design.

1 Claim, 3 Drawing Sheets

(56) **References Cited**

U.S. PATENT DOCUMENTS

- D483,938 S * 12/2003 Laberge D2/973
- D501,072 S * 1/2005 Matis et al. D2/969
- D516,287 S * 3/2006 Fontanarosa D2/972





FIG. 1




FIG. 2



FIG. 3




FIG. 4



FIG. 5

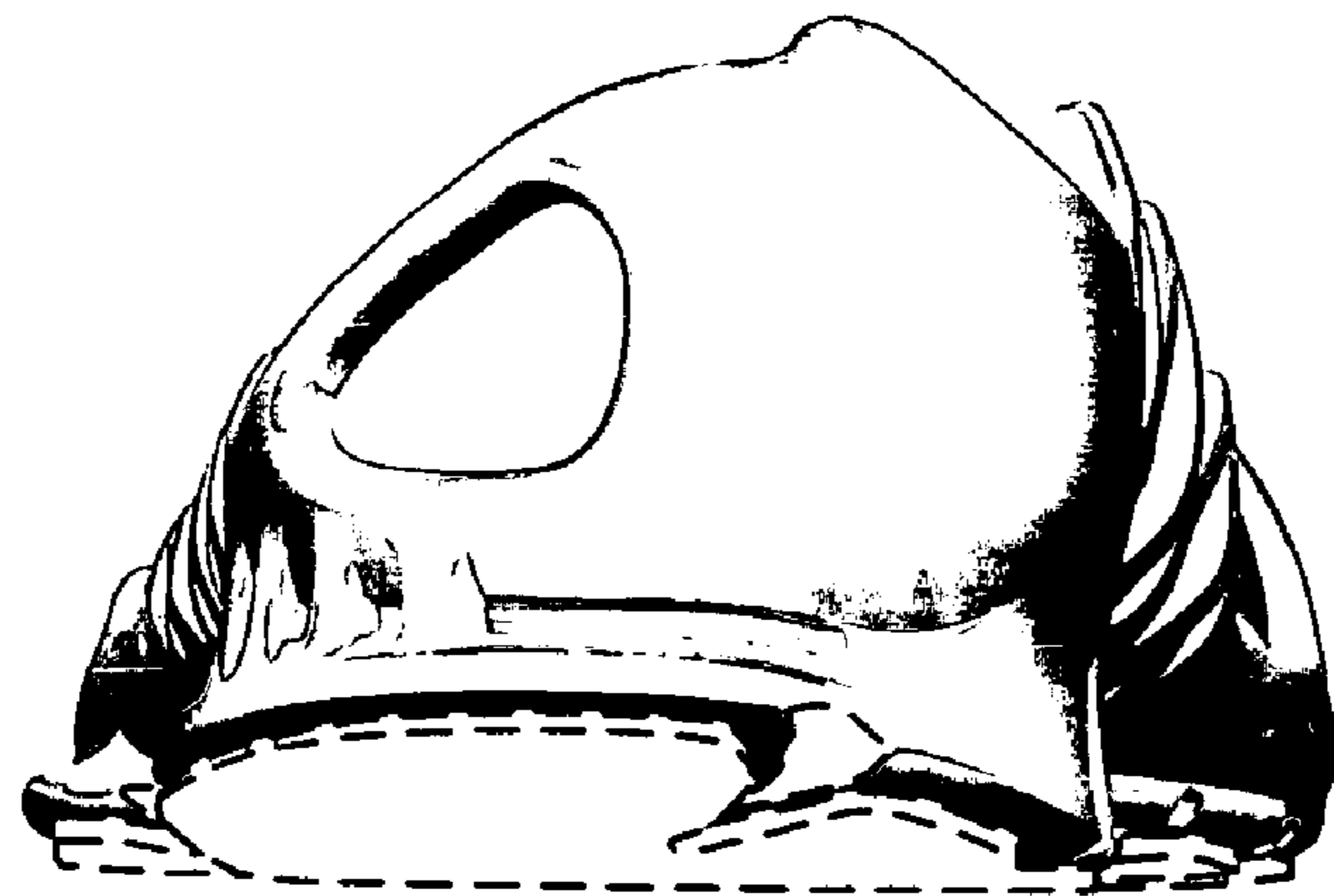


FIG. 6

UNITED STATES PATENT AND TRADEMARK OFFICE
CERTIFICATE OF CORRECTION

PATENT NO. : D608,989 S
APPLICATION NO. : 29/313376
DATED : February 2, 2010
INVENTOR(S) : Truelsen

Page 1 of 5

It is certified that error appears in the above-identified patent and that said Letters Patent is hereby corrected as shown below:

The Title page;

The Title page, showing the illustrative figure, should be deleted and substitute therefor the attached Title page.

Delete figs. 1-6 and substitute therefor the drawing sheets, consisting of figs. 1-6 as shown on the attached page.

Signed and Sealed this
Seventh Day of June, 2011

A handwritten signature in black ink that reads "David J. Kappos". The signature is written in a cursive style with a large initial 'D' and 'K'.

David J. Kappos
Director of the United States Patent and Trademark Office

(12) **United States Design Patent**
Truelsen

(10) **Patent No.:** **US D608,989 S**

(45) **Date of Patent:** **** Feb. 2, 2010**

(54) **SHOE MIDSOLE**

(75) Inventor: **Ejnar Truelsen, Tønder (DK)**

(73) Assignee: **ECCO Sko A/S, Bredebro (DK)**

(**) Term: **14 Years**

(21) Appl. No.: **29/313,376**

(22) Filed: **Dec. 31, 2008**

(30) **Foreign Application Priority Data**

Jul. 1, 2008 (EM) 000961602-0001

(51) **LOC (9) Cl.** **02-99**

(52) **U.S. Cl.** **D2/946; D2/969; D2/972**

(58) **Field of Classification Search** **D2/896,**
D2/902, 906-912, 943, 944, 969, 972-974;
36/45-49, 50.1, 77 M, 77 R, 83, 88, 113,
36/114, 126-131

See application file for complete search history.

(56) **References Cited**

U.S. PATENT DOCUMENTS

- D483,938 S * 12/2003 Laberge D2/973
- D501,072 S * 1/2005 Matis et al. D2/969
- D516,287 S * 3/2006 Fontanarosa D2/972

- D522,727 S * 6/2006 Chen D2/972
- D528,273 S * 9/2006 Keen D2/969
- D534,718 S * 1/2007 Keen D2/969
- D537,617 S * 3/2007 Hlavacs D2/972

* cited by examiner

Primary Examiner—Dominic Simone

(74) *Attorney, Agent, or Firm*—Abelman, Frayne & Schwab

(57) **CLAIM**

The ornamental design for shoe midsole, as shown and described.

DESCRIPTION

FIG. 1 is a top, front and left side perspective view of a shoe midsole embodying my new design;

FIG. 2 is a top plan view thereof;

FIG. 3 is a left side elevational view thereof;

FIG. 4 is a right side elevational view thereof;

FIG. 5 is a front perspective view thereof; and,

FIG. 6 is a rear perspective view thereof.

The elements shown in broken lines in the drawings are for illustration only and do not form a part of the claimed design.

1 Claim, 3 Drawing Sheets





FIG. 1



FIG. 2




FIG. 3




FIG. 4



FIG. 5



FIG. 6

UNITED STATES PATENT AND TRADEMARK OFFICE
CERTIFICATE OF CORRECTION

PATENT NO. : D608,989 S
APPLICATION NO. : 29/313376
DATED : February 2, 2010
INVENTOR(S) : Truelsen

Page 1 of 5

It is certified that error appears in the above-identified patent and that said Letters Patent is hereby corrected as shown below:

The Title page;

The Title page, showing the illustrative figure, should be deleted and substitute therefor the attached Title page.

In the Drawings;

Delete figs. 1-6 and substitute therefor the drawing sheets, consisting of figs. 1-6 as shown on the attached pages.

This certificate supersedes the Certificate of Correction issued June 7, 2011.

Signed and Sealed this
Fourth Day of February, 2014



Michelle K. Lee
Deputy Director of the United States Patent and Trademark Office

(12) **United States Design Patent**
Truelsen

(10) **Patent No.:** **US D608,989 S**
 (45) **Date of Patent:** **** Feb. 2, 2010**

- (54) **SHOE MIDSOLE**
- (75) **Inventor:** **Ejnar Truelsen, Tønder (DK)**
- (73) **Assignee:** **ECCO Sko A/S, Bredebro (DK)**
- (**) **Term:** **14 Years**
- (21) **Appl. No.:** **29/313,376**
- (22) **Filed:** **Dec. 31, 2008**
- (30) **Foreign Application Priority Data**
 Jul. 1, 2008 (EM) 000961602-0001
- (51) **LOC (9) Cl.** **02-99**
- (52) **U.S. Cl.** **D2/946; D2/969; D2/972**
- (58) **Field of Classification Search** **D2/896,**
 D2/902, 906-912, 943, 944, 969, 972-974;
 36/45-49, 50.1, 77 M, 77 R, 83, 88, 113,
 36/114, 126-131
 See application file for complete search history.
- (56) **References Cited**
U.S. PATENT DOCUMENTS
 D483,938 S * 12/2003 Laberge D2/973
 D501,072 S * 1/2005 Matis et al. D2/969
 D516,287 S * 3/2006 Fontanarosa D2/972

- D522,727 S * 6/2006 Chen D2/972
- D528,273 S * 9/2006 Keen D2/969
- D534,718 S * 1/2007 Keen D2/969
- D537,617 S * 3/2007 Illavacs D2/972

* cited by examiner
Primary Examiner—Dominic Simone
 (74) *Attorney, Agent, or Firm*—Abelman, Frayne & Schwab

(57) **CLAIM**

The ornamental design for shoe midsole, as shown and described .

DESCRIPTION

FIG. 1 is a top, front and left side perspective view of a shoe midsole embodying my new design;
 FIG. 2 is a top plan view thereof;
 FIG. 3 is a left side elevational view thereof;
 FIG. 4 is a right side elevational view thereof;
 FIG. 5 is a front perspective view thereof; and,
 FIG. 6 is a rear perspective view thereof.
 The elements shown in broken lines in the drawings are for illustration only and do not form a part of the claimed design.

1 Claim, 3 Drawing Sheets





FIG. 1



FIG. 2



FIG. 3




FIG. 4

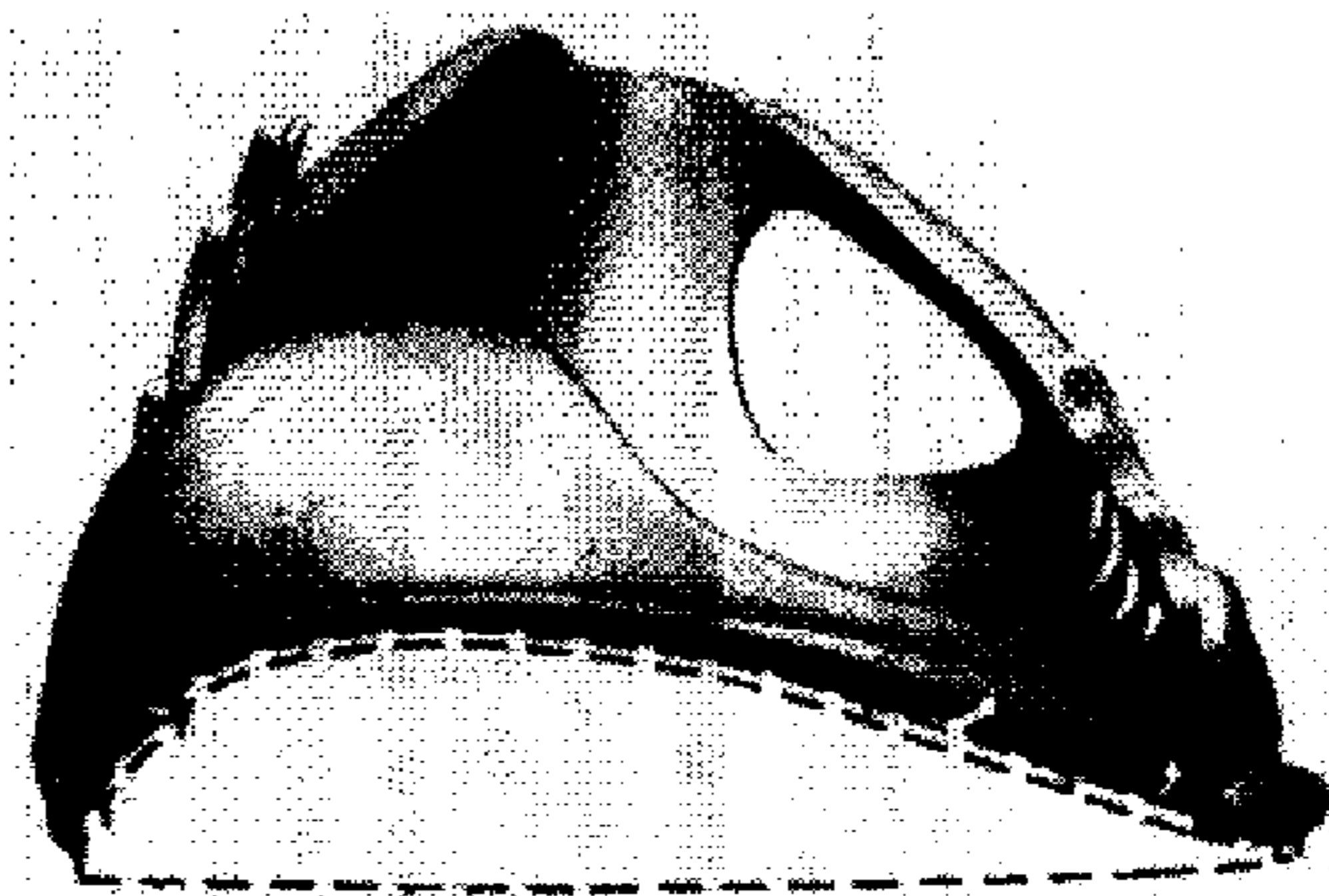


FIG. 5



FIG. 6