



US00D608988S

(12) **United States Design Patent**  
**Truelsen**

(10) **Patent No.:** **US D608,988 S**  
(45) **Date of Patent:** **\*\* Feb. 2, 2010**

(54) **SHOE MIDSOLE**  
(75) **Inventor:** **Ejnar Truelsen**, Tønder (DK)  
(73) **Assignee:** **ECCO Sko A/S**, Bredebro (DK)  
(\*\*) **Term:** **14 Years**  
(21) **Appl. No.:** **29/313,332**  
(22) **Filed:** **Dec. 23, 2008**

(30) **Foreign Application Priority Data**  
Jun. 25, 2008 (EM) ..... 000957790-0001

(51) **LOC (9) Cl.** ..... **02-99**  
(52) **U.S. Cl.** ..... **D2/946; D2/969; D2/972**  
(58) **Field of Classification Search** ..... D2/896,  
D2/902, 906-912, 943, 944, 969, 972-974;  
36/45-49, 50.1, 77 M, 77 R, 83, 88, 113,  
36/114, 126-131  
See application file for complete search history.

(56) **References Cited**  
U.S. PATENT DOCUMENTS  
D483,938 S \* 12/2003 Laberge ..... D2/973  
D501,072 S \* 1/2005 Matis et al. .... D2/969  
D516,287 S \* 3/2006 Fontanarosa ..... D2/972

D522,727 S \* 6/2006 Chen ..... D2/972  
D528,273 S \* 9/2006 Keen ..... D2/969  
D534,718 S \* 1/2007 Keen ..... D2/969  
D537,617 S \* 3/2007 Hlavacs ..... D2/972

\* cited by examiner  
*Primary Examiner*—Dominic Simone  
(74) *Attorney, Agent, or Firm*—Abelman, Frayne & Schwab

(57) **CLAIM**

The ornamental design for shoe midsole, as shown and described.

**DESCRIPTION**

FIG. 1 is a top, front and left side perspective view of a shoe midsole embodying my new design;  
FIG. 2 is a top plan view thereof;  
FIG. 3 is a left side elevational view thereof;  
FIG. 4 is a right side elevational view thereof;  
FIG. 5 is a front perspective view thereof; and,  
FIG. 6 is a rear perspective view thereof.  
The elements shown in broken lines in the drawings are for illustration only and do not form a part of the claimed design.

**1 Claim, 3 Drawing Sheets**

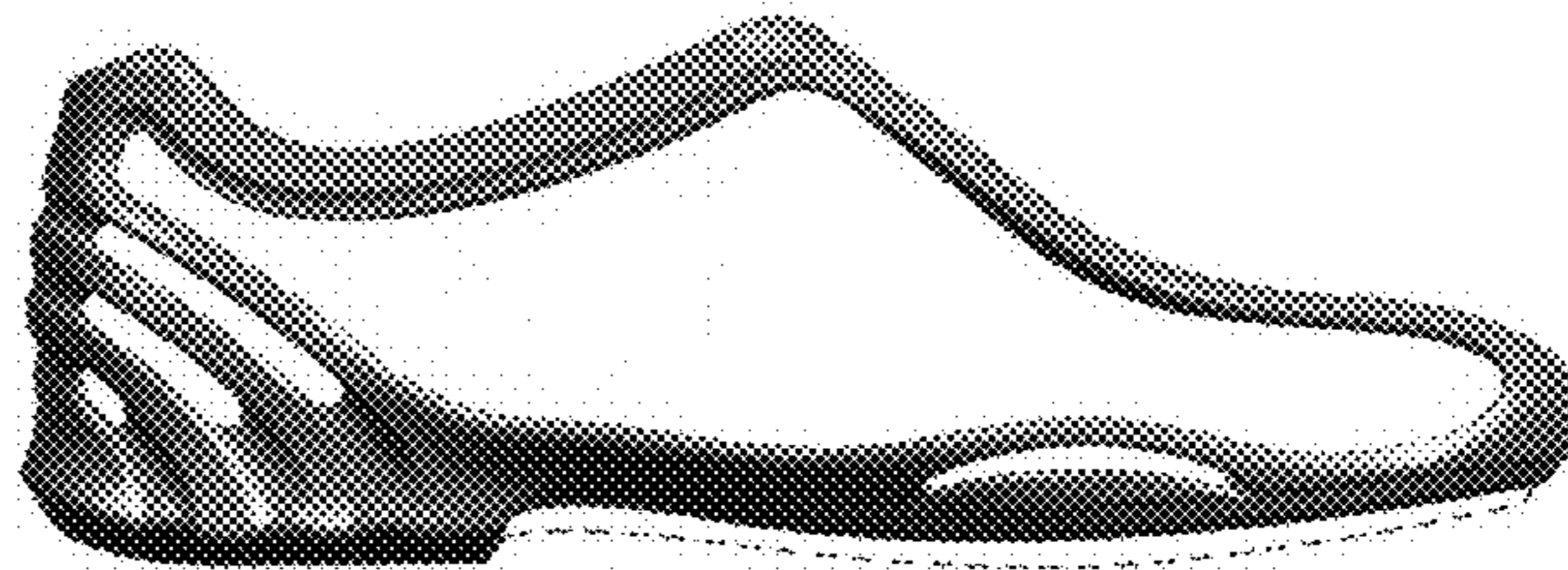




FIG. 1

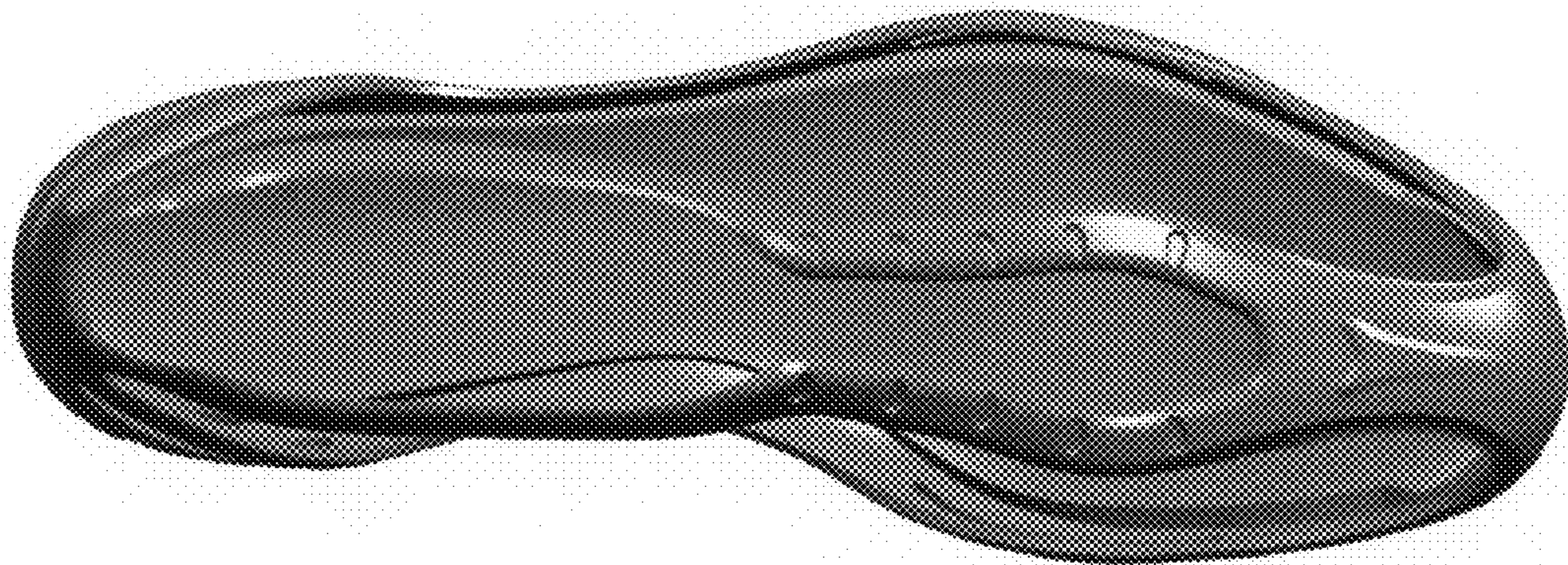


FIG. 2




FIG. 3




FIG. 4

FIG. 5



FIG. 6