



US00D608983S

(12) **United States Design Patent**
Myers

(10) **Patent No.:** **US D608,983 S**

(45) **Date of Patent:** **** Feb. 2, 2010**

(54) **POCKET**

D570,577 S * 6/2008 Keppler D2/750

(76) Inventor: **Karen J. Myers**, 9700 Tufton Ct.,
Louisville, KY (US) 40299

(Continued)

FOREIGN PATENT DOCUMENTS

(**) Term: **14 Years**

JP 2007327145 A * 12/2007

(21) Appl. No.: **29/332,041**

(22) Filed: **Feb. 6, 2009**

Primary Examiner—Ian Simmons

Assistant Examiner—R. Johnson

(74) *Attorney, Agent, or Firm*—QuickPatents, Inc.; Kevin Prince

(51) **LOC (9) Cl.** **02-02**

(52) **U.S. Cl.** **D2/857**

(58) **Field of Classification Search** D2/716,
D2/717, 728, 742, 840, 844, 853, 857, 863,
D2/864, 750, 751, 828, 831, 839; 2/48, 49.2,
2/69, 84, 90, 93, 108, 115, 227, 228, 247–254,
2/275

(57) **CLAIM**

I claim the ornamental design for a pocket, as shown and described.

See application file for complete search history.

DESCRIPTION

(56) **References Cited**

U.S. PATENT DOCUMENTS

2,368,654 A	2/1945	Frank	
D161,540 S	1/1951	Russfield	
D300,280 S	3/1989	Gurrola	
D301,797 S	6/1989	Lariviere	
4,860,388 A *	8/1989	Dean	2/247
D323,733 S	2/1992	Shalom et al.	
5,119,510 A *	6/1992	Schilling	2/4
D355,752 S	2/1995	Abbott	
D385,088 S	10/1997	Handysides	
D399,637 S *	10/1998	Suding	D2/839
D402,787 S	12/1998	Kerr	
D414,013 S	9/1999	Group	
D439,029 S	3/2001	Goldman	
D456,116 S	4/2002	Cunningham	
D457,711 S	5/2002	Mahabir et al.	
6,405,377 B1 *	6/2002	Davis	2/94
6,820,281 B2 *	11/2004	Mariland et al.	2/115
6,839,911 B1 *	1/2005	Mathews	2/93
D512,204 S	12/2005	Thomas et al.	
D551,429 S	9/2007	Wager	
D553,329 S	10/2007	Wager	
D553,330 S	10/2007	Wager	
D561,430 S	2/2008	Vincenzo	

FIG. 1 is a perspective view of a pocket showing my new design having a hook-and-loop type fastener and in the closed position;

FIG. 2 is a front elevational view thereof, illustrated in an open position;

FIG. 3 is a rear elevational view thereof, illustrated in the open position;

FIG. 4 is a right-side elevational view thereof, illustrated in the open position;

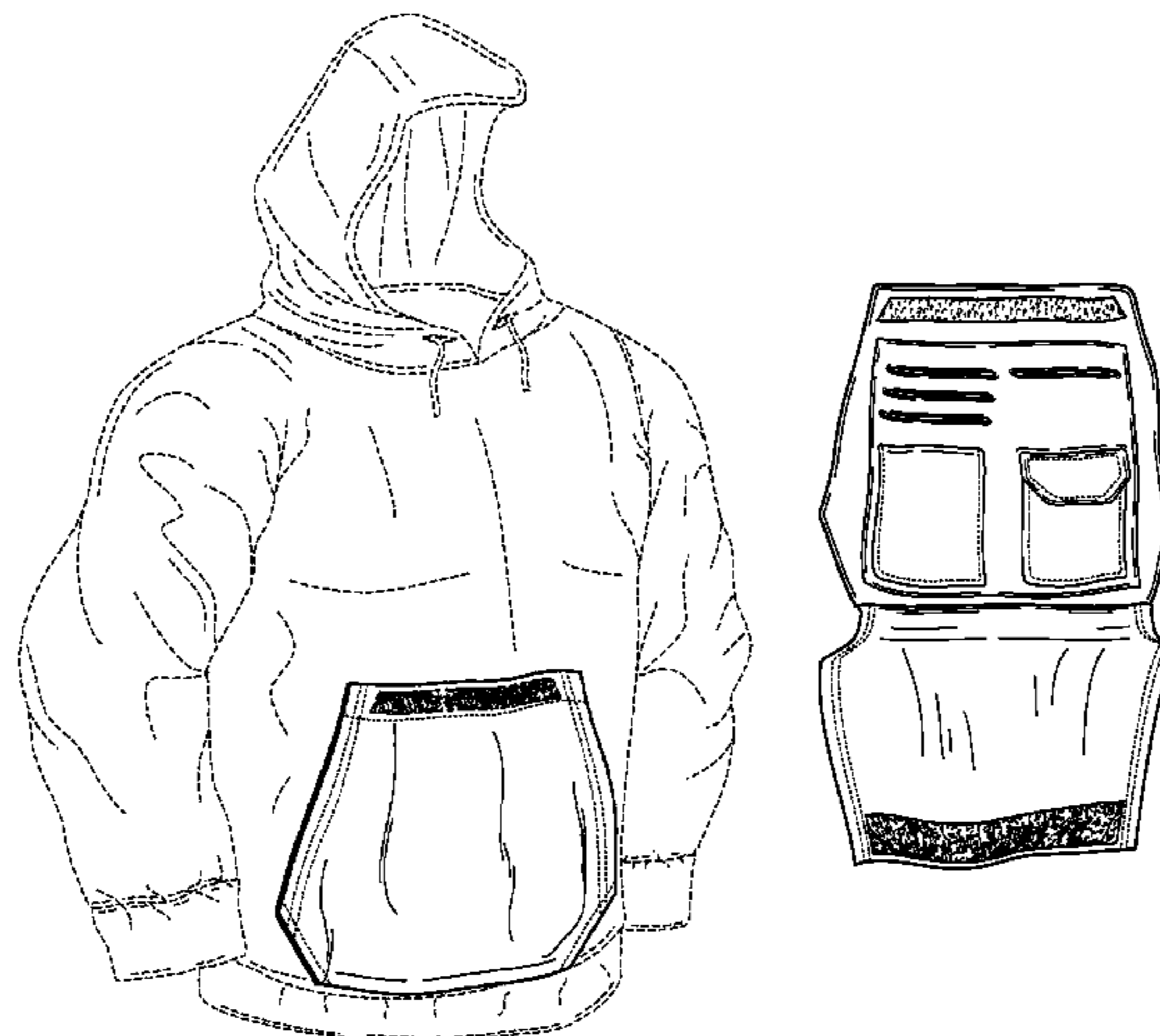
FIG. 5 is a left-side elevational view thereof, illustrated in the open position;

FIG. 6 is a top plan view thereof, illustrated in the open position; and,

FIG. 7 is a bottom plan view thereof, illustrated in the open position.

The broken lines showing a sweatshirt in FIG. 1 are included for the purpose of illustrating the invention in use, and form no part of the claimed design. The remaining broken lines shown on the surface of the pocket represent stitching.

1 Claim, 3 Drawing Sheets



US D608,983 S

Page 2

U.S. PATENT DOCUMENTS				
		2003/0182714 A1*	10/2003 Mariland et al. 2/247	
		2008/0196140 A1*	8/2008 Mayerson et al. 2/84	
D575,931 S	9/2008	Broudy	2009/0031468 A1*	2/2009 Sandoval 2/69
D580,128 S	11/2008	Broudy	2009/0158493 A1*	6/2009 Kim 2/93
D580,631 S	11/2008	Adams et al.	2009/0235426 A1*	9/2009 Johnston et al. 2/84
D584,482 S	*	1/2009 Marsh	D2/717	* cited by examiner



FIG. 1

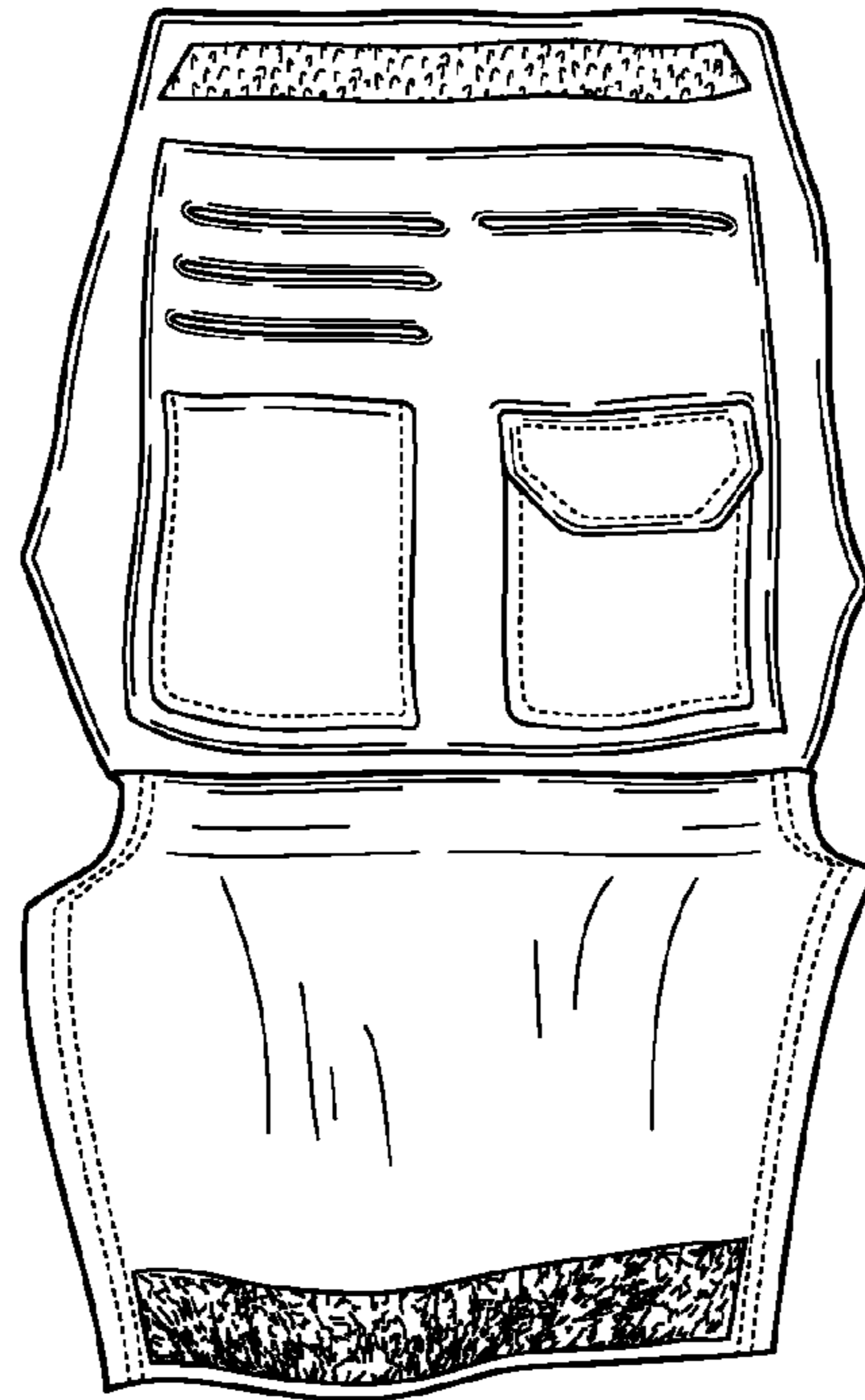


FIG. 2

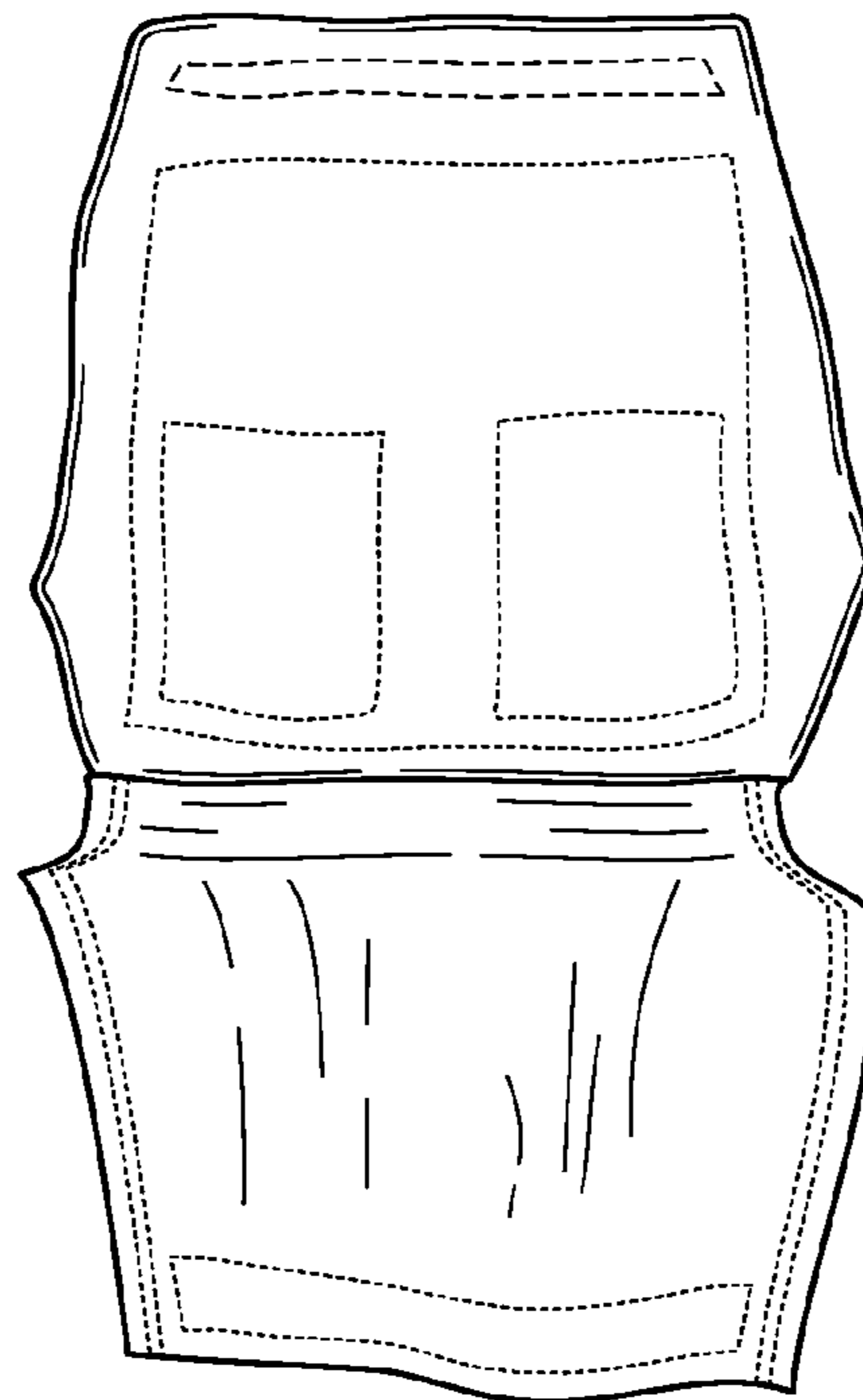


FIG. 3

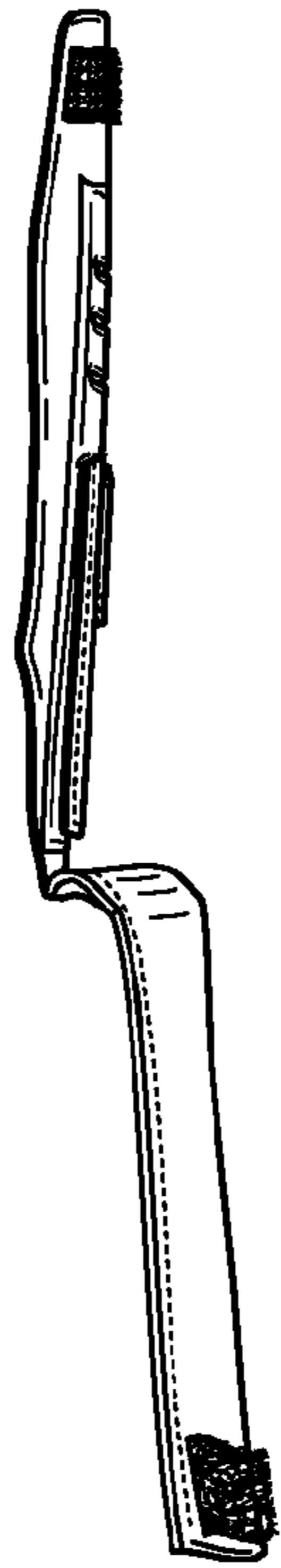


FIG. 4




FIG. 5




FIG. 6




FIG. 7