



US00D608978S

(12) **United States Design Patent**  
**Votel**

(10) **Patent No.:** **US D608,978 S**

(45) **Date of Patent:** **\*\* Feb. 2, 2010**

(54) **ARMoured WORK GLOVE**

(75) Inventor: **Thomas F. Votel**, Sunfish Lake, MN  
(US)

(73) Assignee: **Tenacious Holdings, Inc.**, St. Paul, MN  
(US)

(\*\*) Term: **14 Years**

(21) Appl. No.: **29/338,514**

(22) Filed: **Jun. 12, 2009**

(51) **LOC (9) Cl.** ..... **02-06**

(52) **U.S. Cl.** ..... **D2/617; D2/619**

(58) **Field of Classification Search** ..... D2/610,  
D2/612, 614-623; D29/113, 116.2, 117.1-119,  
D29/120.1, 123; 2/16, 159, 161.1-161.8,  
2/162, 198, 170, 455, 908, 917; D24/190;  
D28/63; D32/40, 42, 43, 41; D21/807; D3/215,  
D3/224, 226, 218; 224/219, 222, 267, 237;  
40/586, 633; 15/104.94, 107, 227; D4/134;  
D20/33

See application file for complete search history.

(56) **References Cited**

**U.S. PATENT DOCUMENTS**

3,184,756 A	5/1965	De Luca, Jr.	
3,221,344 A	12/1965	Rokus	
3,290,695 A	12/1966	Burtoff	
3,386,104 A	6/1968	Casey	
3,732,575 A	5/1973	Pakulak	
3,882,548 A	5/1975	Shinagawa et al.	
4,272,849 A	6/1981	Thurston et al.	
4,694,508 A	9/1987	Iriyama et al.	
4,766,612 A	8/1988	Patton, Sr.	
4,768,234 A	9/1988	Yamamoto	
4,858,245 A	8/1989	Sullivan et al.	
5,644,797 A	7/1997	Daneshvar	
5,953,751 A	9/1999	Kobren	
D428,214 S *	7/2000	Mattesky	D29/117.2
D498,899 S *	11/2004	Kopala et al.	D2/619
D513,655 S *	1/2006	Mattesky	D2/619
D515,784 S *	2/2006	Mattesky	D2/619

D516,277 S *	3/2006	Mattesky	D2/619
D528,264 S *	9/2006	Mattesky	D2/619
D561,949 S *	2/2008	Jourde et al.	D29/123
7,478,440 B2	1/2009	Dolenak	

(Continued)

*Primary Examiner*—Raphael Barkai

*Assistant Examiner*—Randall H Gholson

(74) *Attorney, Agent, or Firm*—Patterson, Thunte, Skaar & Christensen, P.A.

(57) **CLAIM**

I claim the ornamental design for armoured work glove, as shown.

**DESCRIPTION**

FIG. 1 is a top perspective view of an armoured work glove according to an embodiment of the invention.

FIG. 2 is a top planform view of an armoured work glove according to an embodiment of the invention.

FIG. 3 is a palm side planform view of an armoured work glove according to an embodiment of the invention.

FIG. 4 is a thumb-side elevational view of an armoured work glove according to an embodiment of the invention.

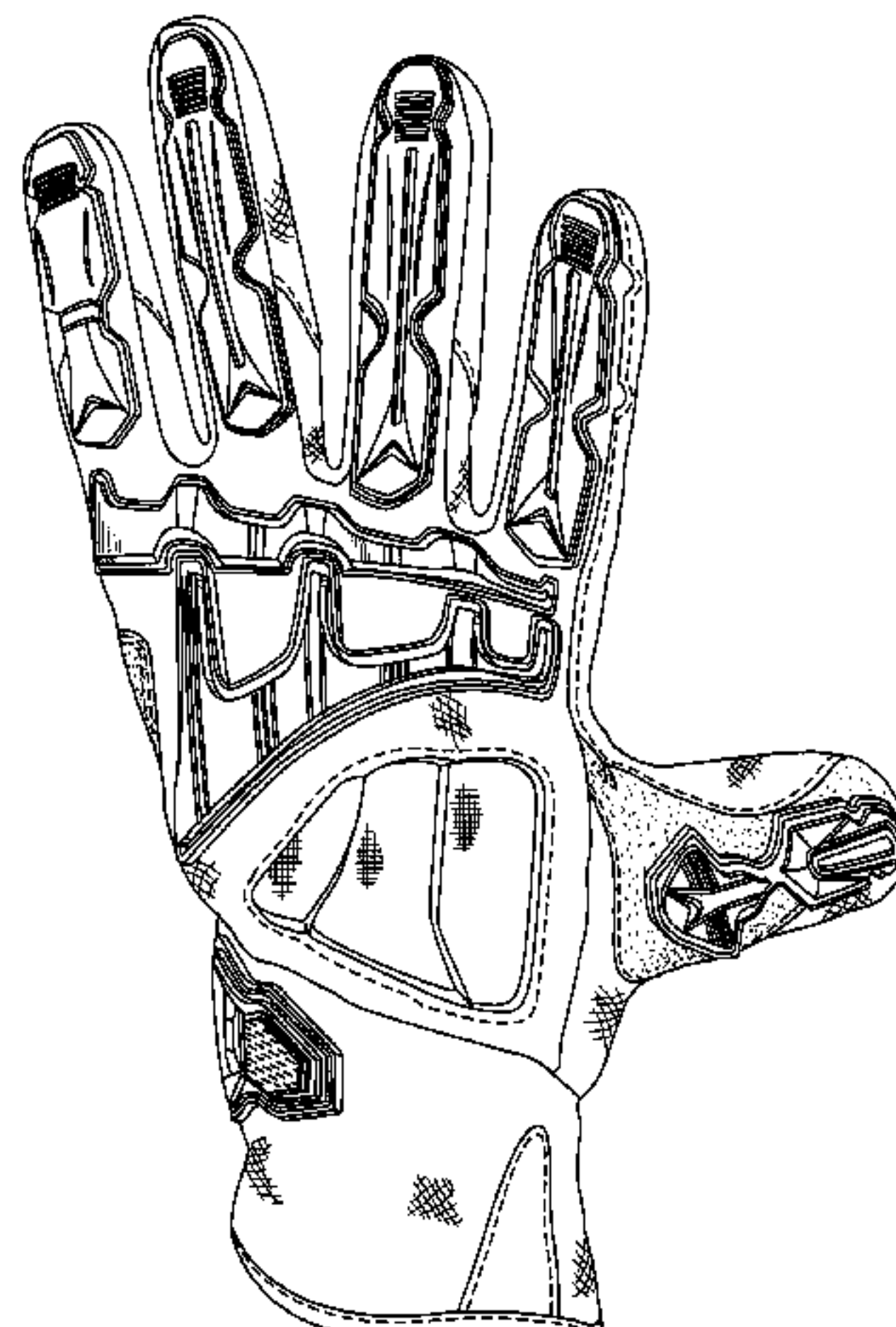
FIG. 5 is a finger-side elevational view of an armoured work glove according to an embodiment of the invention.

FIG. 6 is a frontal finger-tip elevational view of an armoured work glove according to an embodiment of the invention; and,

FIG. 7 is a rear wrist-opening elevational view of an armoured work glove according to an embodiment of the invention.

The broken lines shown in the drawings represent conventional stitching and are a part of the claim.

**1 Claim, 6 Drawing Sheets**



# US D608,978 S

Page 2

---

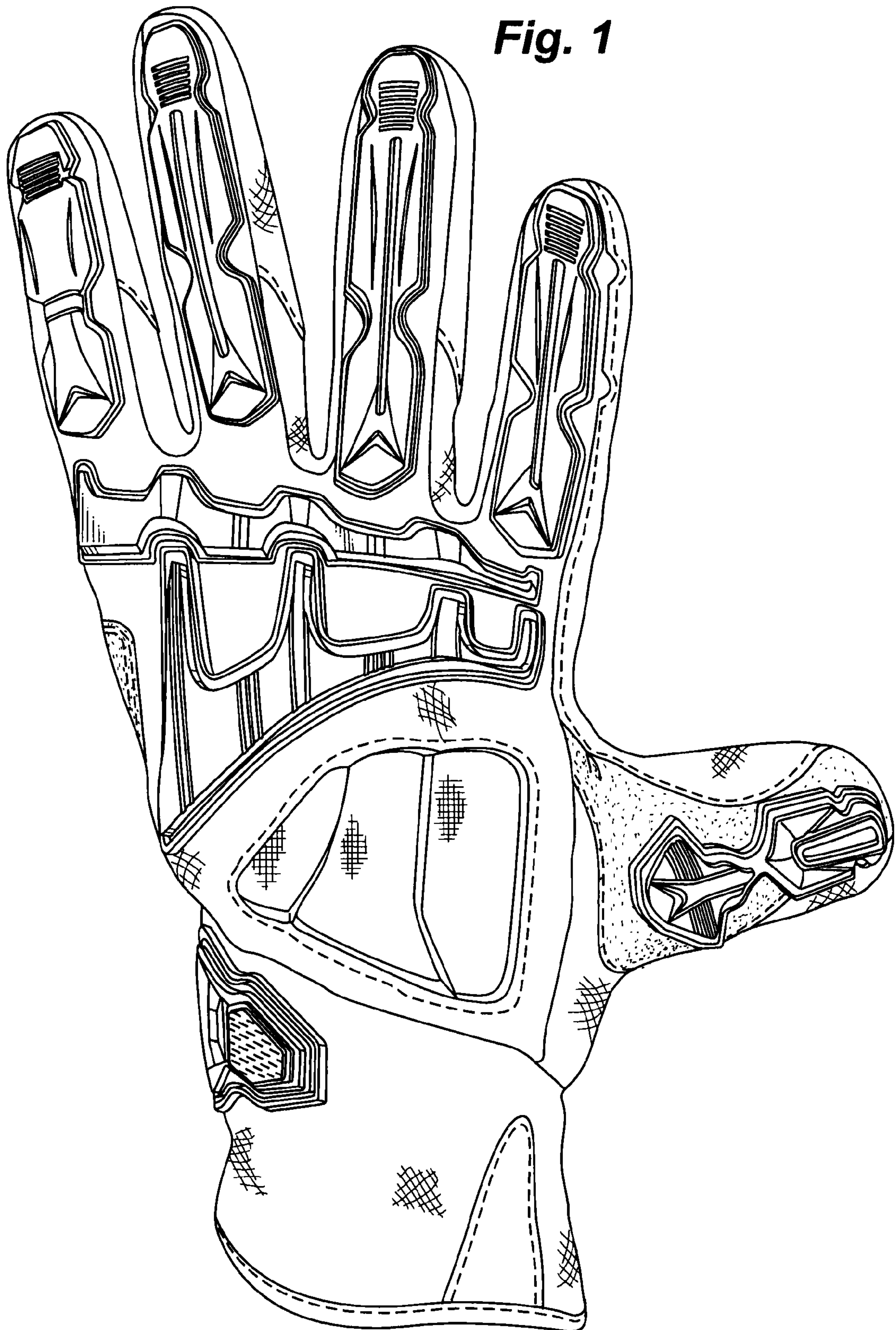
## U.S. PATENT DOCUMENTS

2004/0025226 A1 2/2004 Jaeger  
2005/0114982 A1 6/2005 Gremmert

2006/0253951 A1 11/2006 Mueller et al.  
2007/0226866 A1 10/2007 Geyer et al.

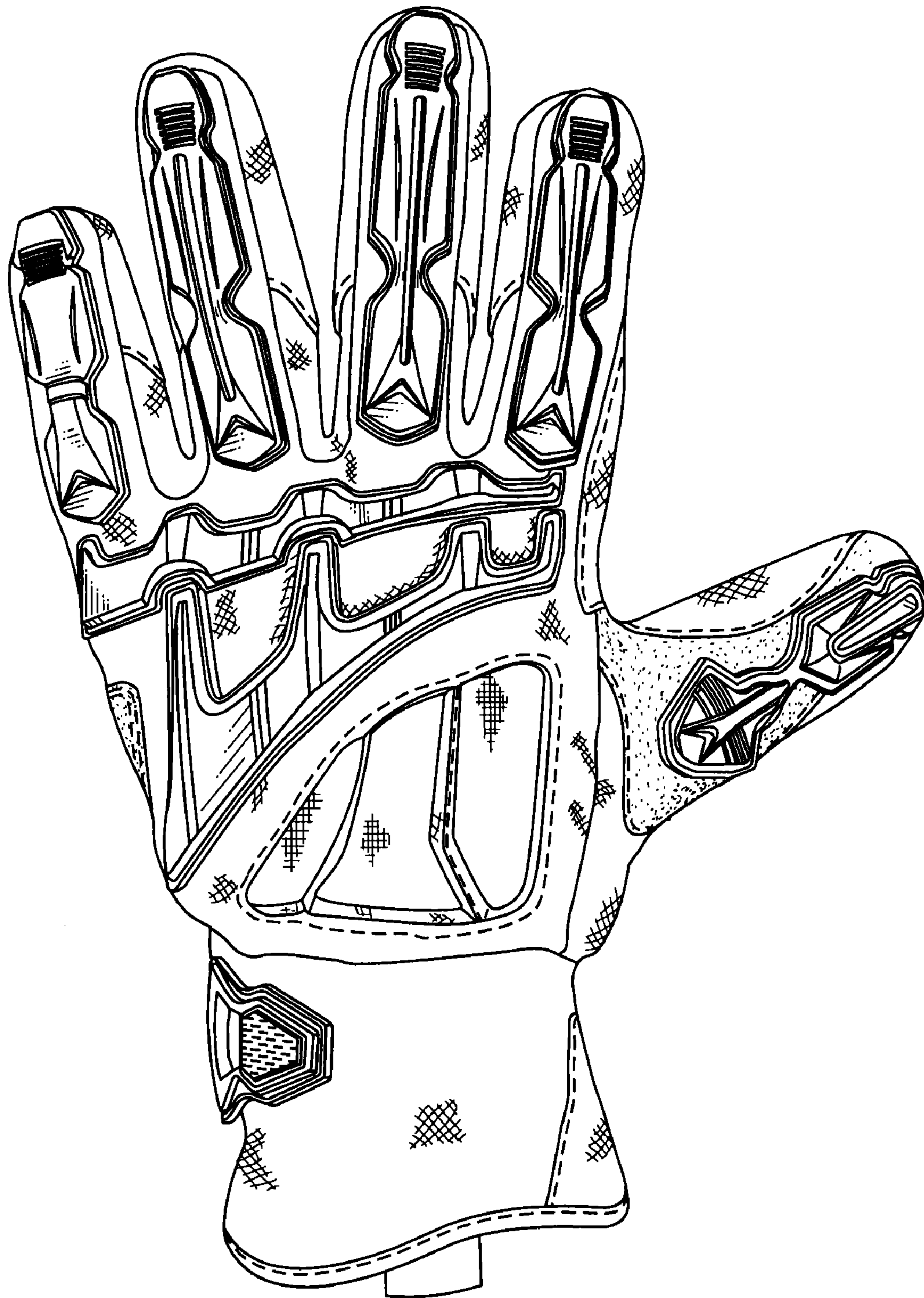
\* cited by examiner

**Fig. 1**

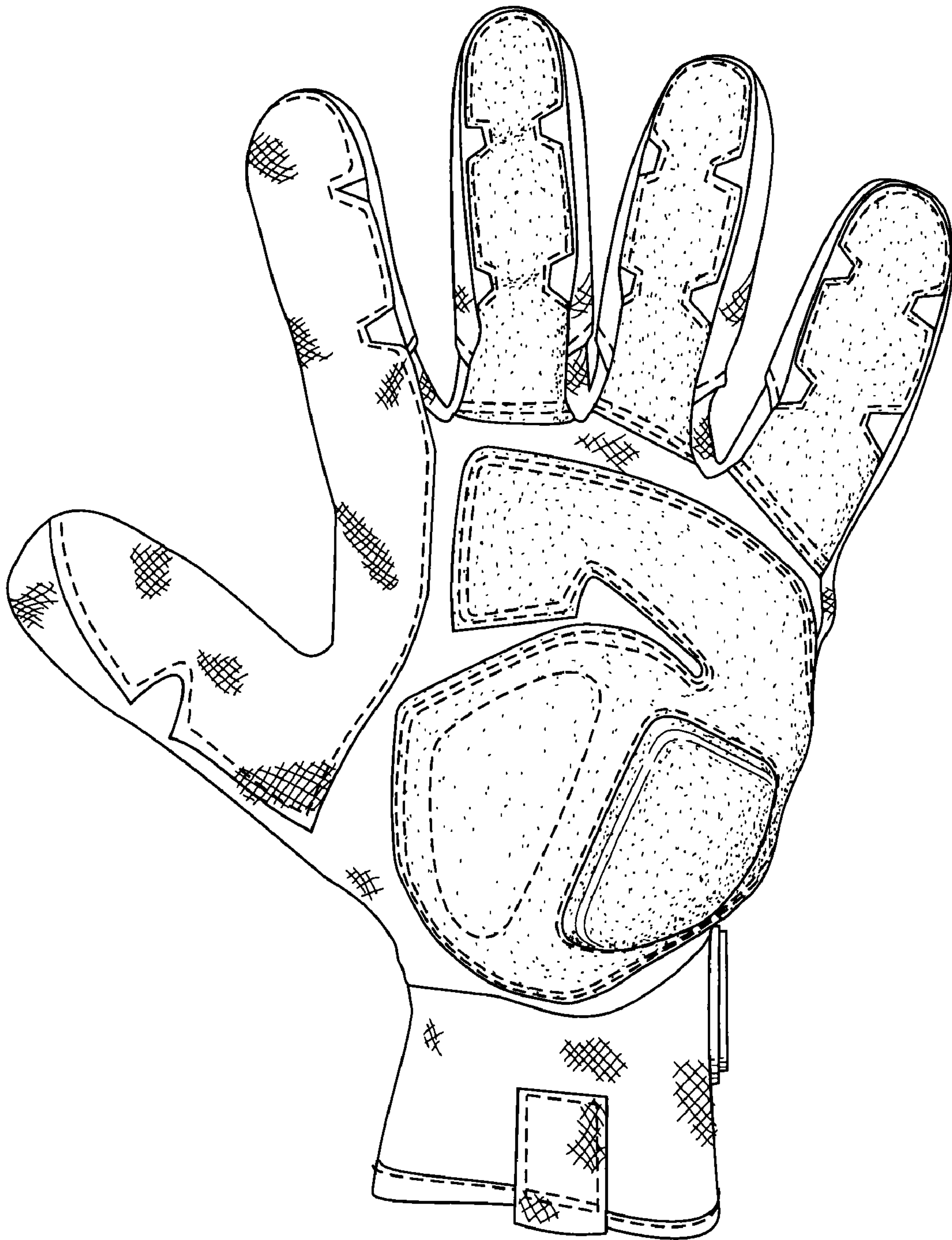




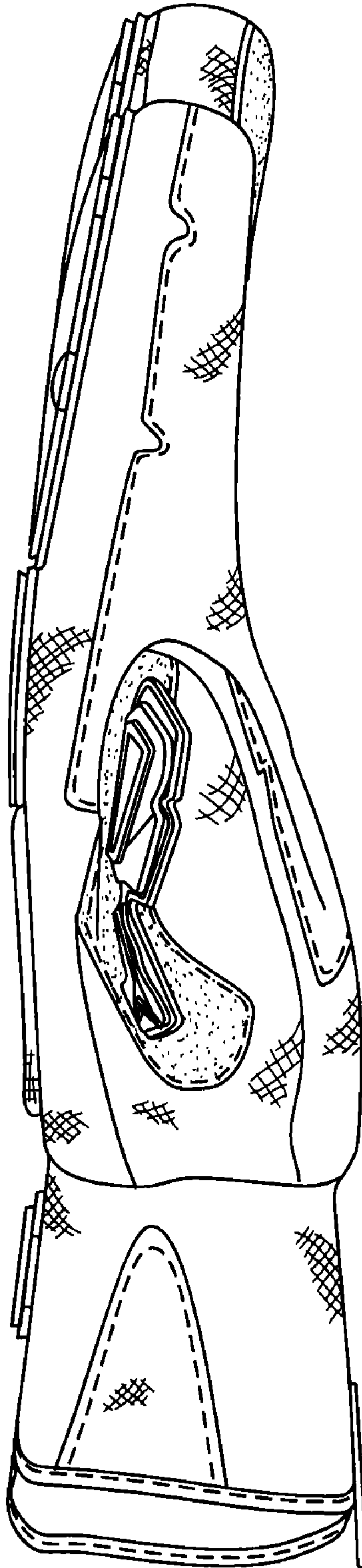
**Fig. 2**



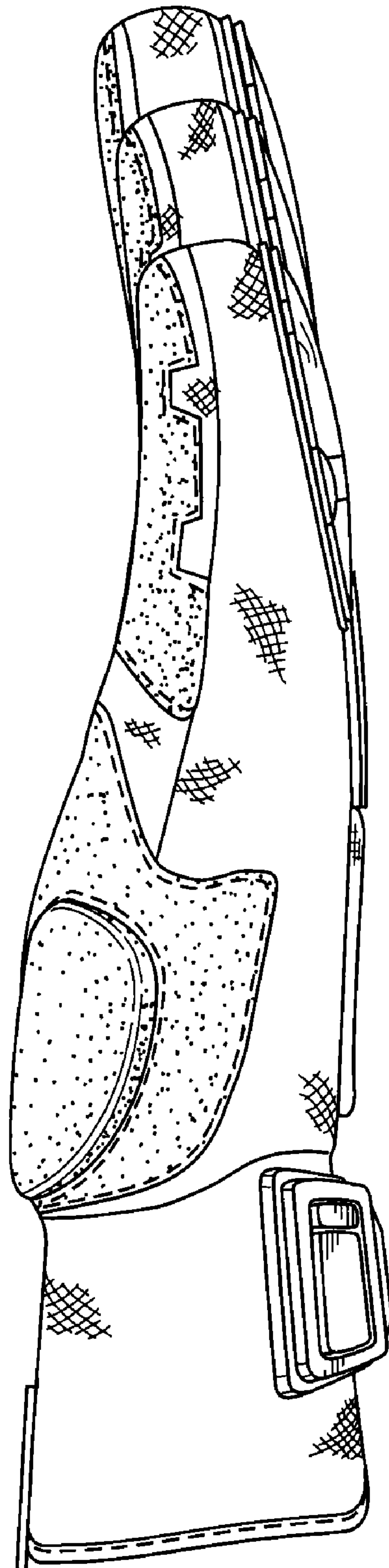
**Fig. 3**



**Fig. 4**

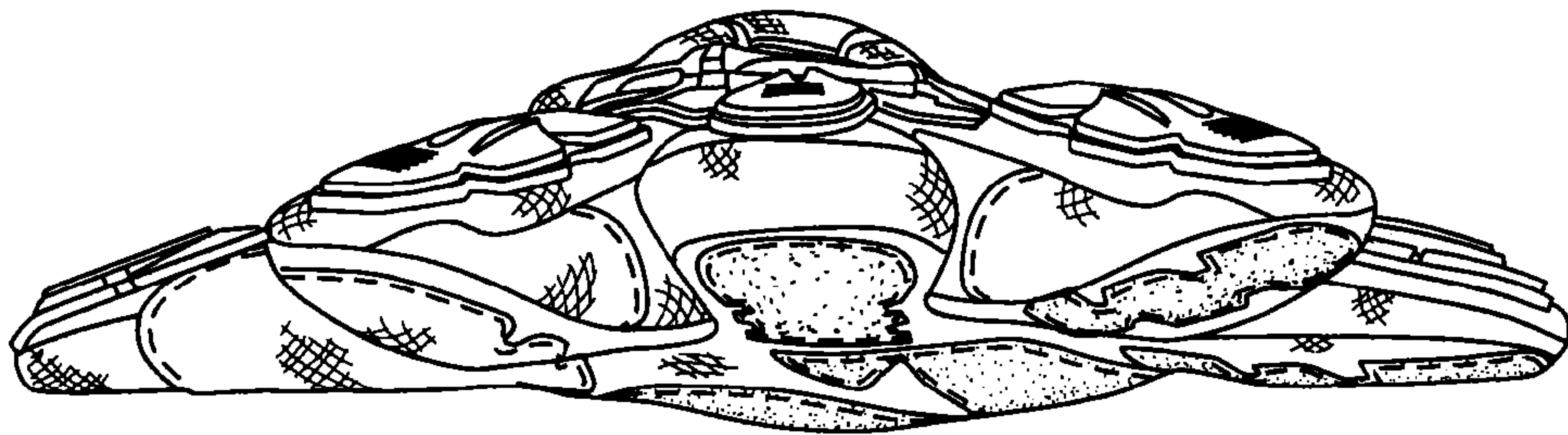


**Fig. 5**





**Fig. 6**



**Fig. 7**

