



US00D608975S

(12) **United States Design Patent**
Markas

(10) **Patent No.:** **US D608,975 S**
(45) **Date of Patent:** **** Jan. 26, 2010**

(54) **CEMETERY FOOT STONE RETAINER PAN**

(76) Inventor: **John E. Markas**, 414 Jones Ave., Buhl,
MN (US) 55713

(**) Term: **14 Years**

(21) Appl. No.: **29/304,297**

(22) Filed: **Feb. 28, 2008**

D262,104 S *	12/1981	Simpson	D7/554.3
4,589,568 A *	5/1986	Ito et al.	220/359.4
D288,396 S *	2/1987	Ritman	D7/554.3
5,116,651 A *	5/1992	Katsura et al.	220/359.3
D333,944 S *	3/1993	Denzin et al.	D7/392.1
D400,318 S *	10/1998	Lucas	D30/161
D415,656 S *	10/1999	Henry	D7/545
D434,265 S *	11/2000	Tatlow	D7/354
6,415,945 B1 *	7/2002	Zank et al.	220/657
D482,764 S *	11/2003	Genslak et al.	D23/293.1
D489,226 S *	5/2004	De Neubourg	D7/554.3
D493,670 S *	8/2004	De Neubourg	D7/554.3

Related U.S. Application Data

(63) Continuation-in-part of application No. 29/269,269,
filed on Nov. 27, 2006, now Pat. No. Des. 565,272.

(51) **LOC (9) Cl.** **17-25**

(52) **U.S. Cl.** **D99/17**

(58) **Field of Classification Search** D99/17-20;
D23/284, 287, 293.1, 308, 313; D7/550.1,
D7/553.2, 554.3, 323, 354; D24/227; D30/161;
D9/415, 430; 220/359, 306, 421; 52/141
See application file for complete search history.

(56) **References Cited**

U.S. PATENT DOCUMENTS

97,219 A *	11/1869	Nott	D23/284
450,895 A *	4/1891	Shattuck	D23/293.1
D27,507 S *	8/1897	Johnson	D23/284
597,529 A *	1/1898	Schulze	D23/287
1,411,331 A *	4/1922	Elmore	D99/20
1,469,459 A *	10/1923	Quigley	D99/20
2,042,210 A *	5/1936	Clay	D7/554.3
D167,206 S *	7/1952	Gruen	D7/554.3
3,863,832 A *	2/1975	Gordon et al.	D7/698
4,261,504 A *	4/1981	Cowan	220/359.3

* cited by examiner

Primary Examiner—T. Chase Nelson

Assistant Examiner—Michael A Pratt

(74) *Attorney, Agent, or Firm*—Gerald E. Helget; Nelson R.
Capes; Briggs and Morgan, P.A.

(57) **CLAIM**

The ornamental design for a cemetery foot stone retainer pan,
as shown and described.

DESCRIPTION

FIG. 1 is a front perspective view;


FIG. 2 is a front elevational view which is a mirror image of
the rear elevational view;

FIG. 3 is a top plan view;

FIG. 4 is a right side elevational view which is a mirror image
of the left side elevational view; and,

FIG. 5 is a bottom view.

1 Claim, 2 Drawing Sheets






Fig. 1.




Fig. 2.

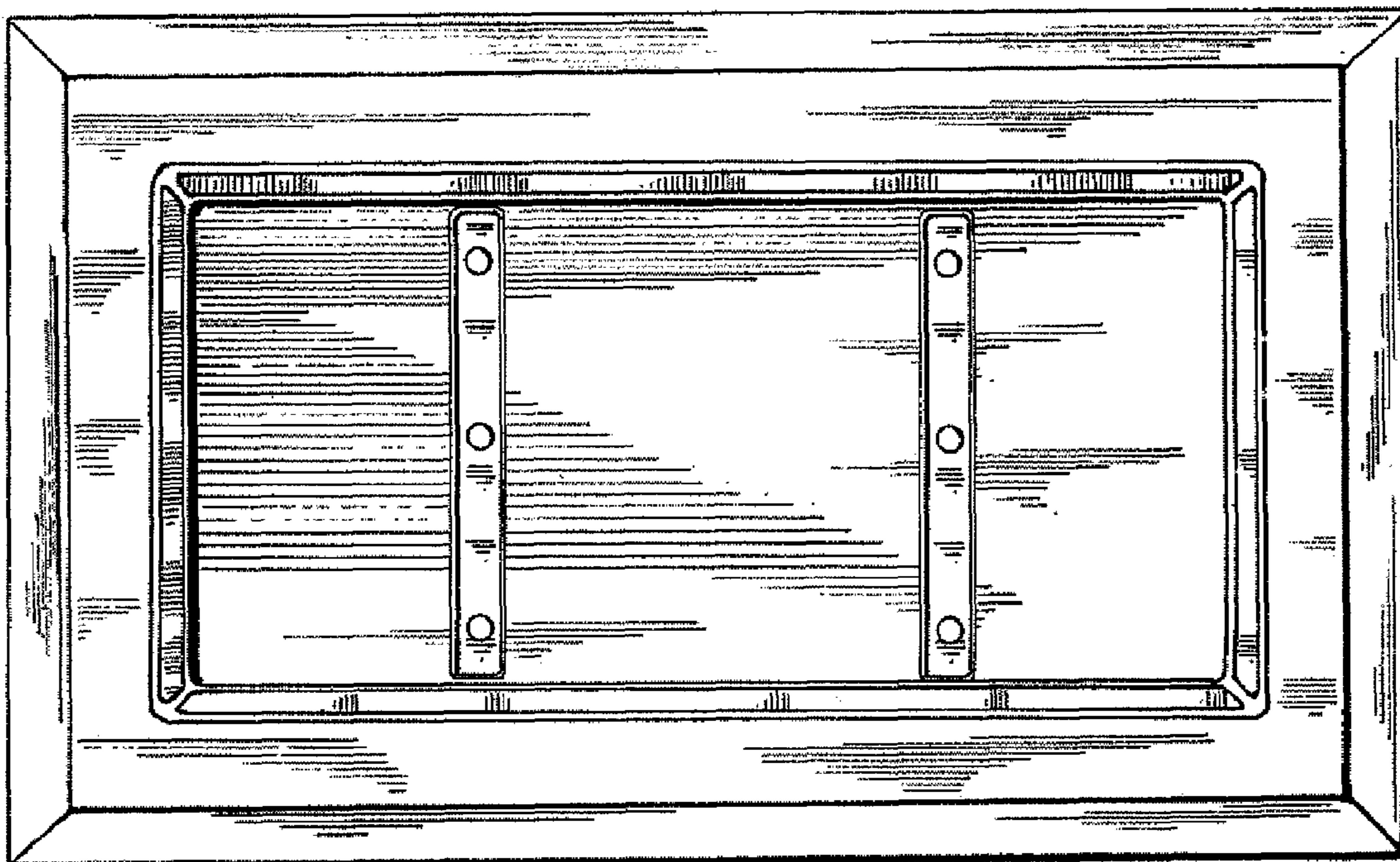


Fig. 3.




Fig. 4.

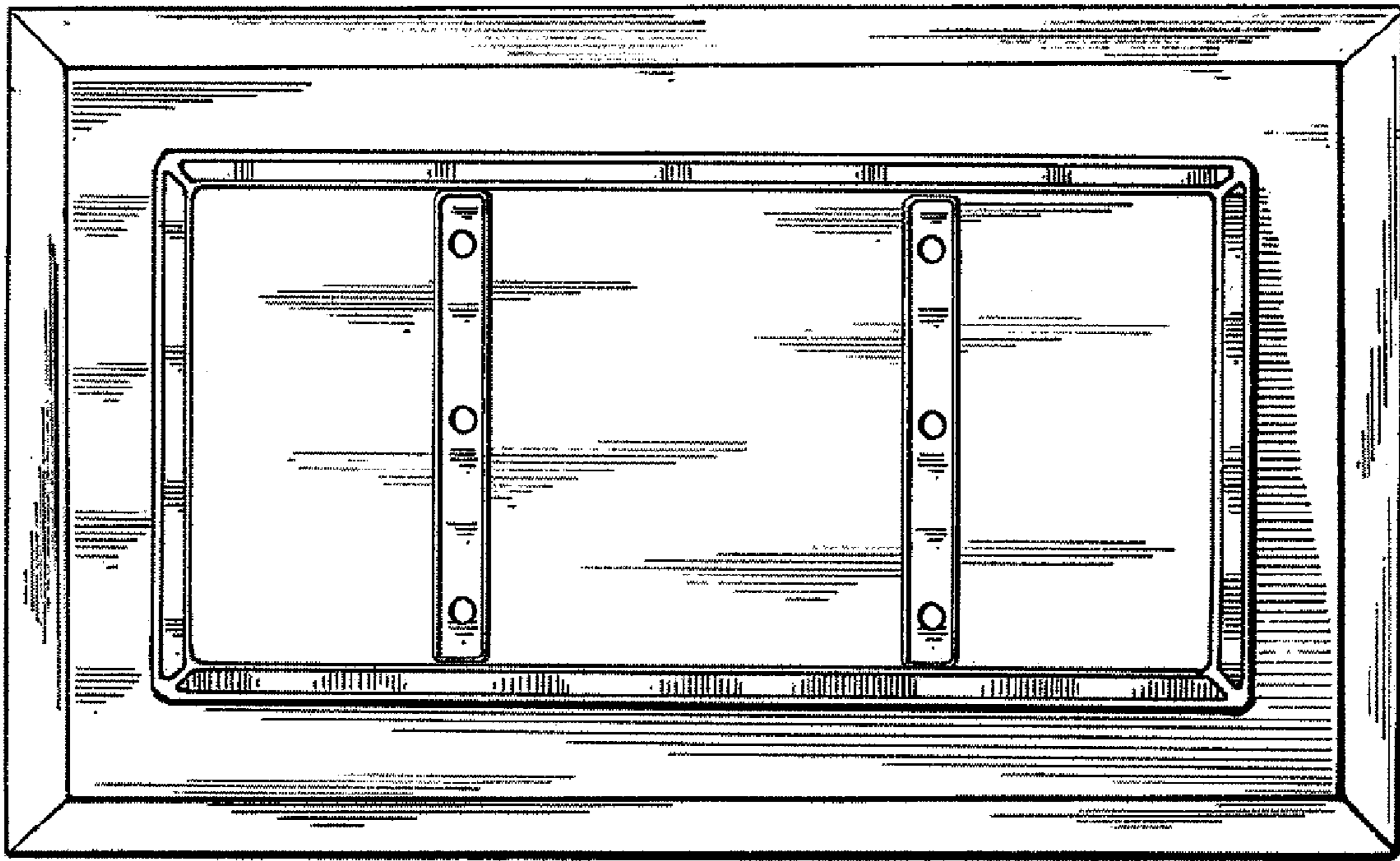


Fig. 5.

UNITED STATES PATENT AND TRADEMARK OFFICE
CERTIFICATE OF CORRECTION

PATENT NO. : Des. 608,975 S
APPLICATION NO. : 29/304297
DATED : January 26, 2010
INVENTOR(S) : John E. Markas

Page 1 of 1

It is certified that error appears in the above-identified patent and that said Letters Patent is hereby corrected as shown below:

Title page item [54]

In column 1, line 1 please delete "CEMETERY FOOT STONE RETAINER PAN", and in its place insert --CEMETERY FOOT STONE RETAINER PAN WITH SLOPED EDGES--.

In the Claim, after the words "stone retainer pan" please insert --with sloped edges--.

Signed and Sealed this

Sixteenth Day of March, 2010



David J. Kappos
Director of the United States Patent and Trademark Office