



US00D608965S

(12) **United States Design Patent**
Tanaka et al.

(10) **Patent No.:** **US D608,965 S**
(45) **Date of Patent:** **** Jan. 26, 2010**

(54) **HANDLE FOR A CLEANING DEVICE**

(75) Inventors: **Yoshinori Tanaka**, Kagawa-ken (JP);
Masumi Fukuzawa, Kagawa-ken (JP);
Masaho Hayashi, Tokyo (JP); **Jun**
Uragami, Fukuoka (JP)

(73) Assignee: **Uni-Charm Corporation**,
Shikokuchuo-Shi, Ehime-Ken (JP)

(**) Term: **14 Years**

(21) Appl. No.: **29/327,891**

(22) Filed: **Nov. 14, 2008**

(30) **Foreign Application Priority Data**

May 15, 2008 (JP) 2008-012166

(51) **LOC (9) Cl.** **04-01**

(52) **U.S. Cl.** **D32/40; D32/52**

(58) **Field of Classification Search** D32/40-52;
15/244.1-244.4, 209.1, 245.1, 143.1; 16/DIG. 12,
16/DIG. 19

See application file for complete search history.

(56) **References Cited**

U.S. PATENT DOCUMENTS

D198,742 S * 7/1964 Bennett D32/51
D579,615 S * 10/2008 Ames et al. D32/52
7,451,517 B2 * 11/2008 Tanaka 15/229.1
D590,114 S * 4/2009 Li D32/40

* cited by examiner

Primary Examiner—Robin V Webster

(74) *Attorney, Agent, or Firm*—Lowe Hauptman Ham &
Berner

(57) **CLAIM**

The ornamental design for a handle for a cleaning device, as shown and described.

DESCRIPTION

FIG. 1 is a front view of a handle for a cleaning device bearing our new design;

FIG. 2 is a back view of the handle for a cleaning device of FIG. 1;

FIG. 3 is a left side view of the handle for a cleaning device of FIG. 1;

FIG. 4 is a right side view of the handle for a cleaning device of FIG. 1;

FIG. 5 is a top view of the handle for a cleaning device of FIG. 1;

FIG. 6 is a bottom view of the handle for a cleaning device of FIG. 1;

FIG. 7 is a section view taken along line 7—7 in FIG. 1;

FIG. 8 is a section view taken along line 8—8 in FIG. 2;

FIG. 9 is a perspective view of the handle for a cleaning device of FIG. 1 as viewed from the front; and,

FIG. 10 is a perspective view of the handle for a cleaning device of FIG. 1 with a cleaning device.

The article relates to a handle made of plastics for using a cleaning device such as a wiping sheet made of a nonwoven fabric with the wiping sheet held with the handle. The handle is composed of an insert portion to be inserted into the wiping sheet and a grip portion joining to the insert portion. The grip portion is transparent or semitransparent.

The broken lines in the drawings form no part of the disclosed and claimed design.

1 Claim, 5 Drawing Sheets

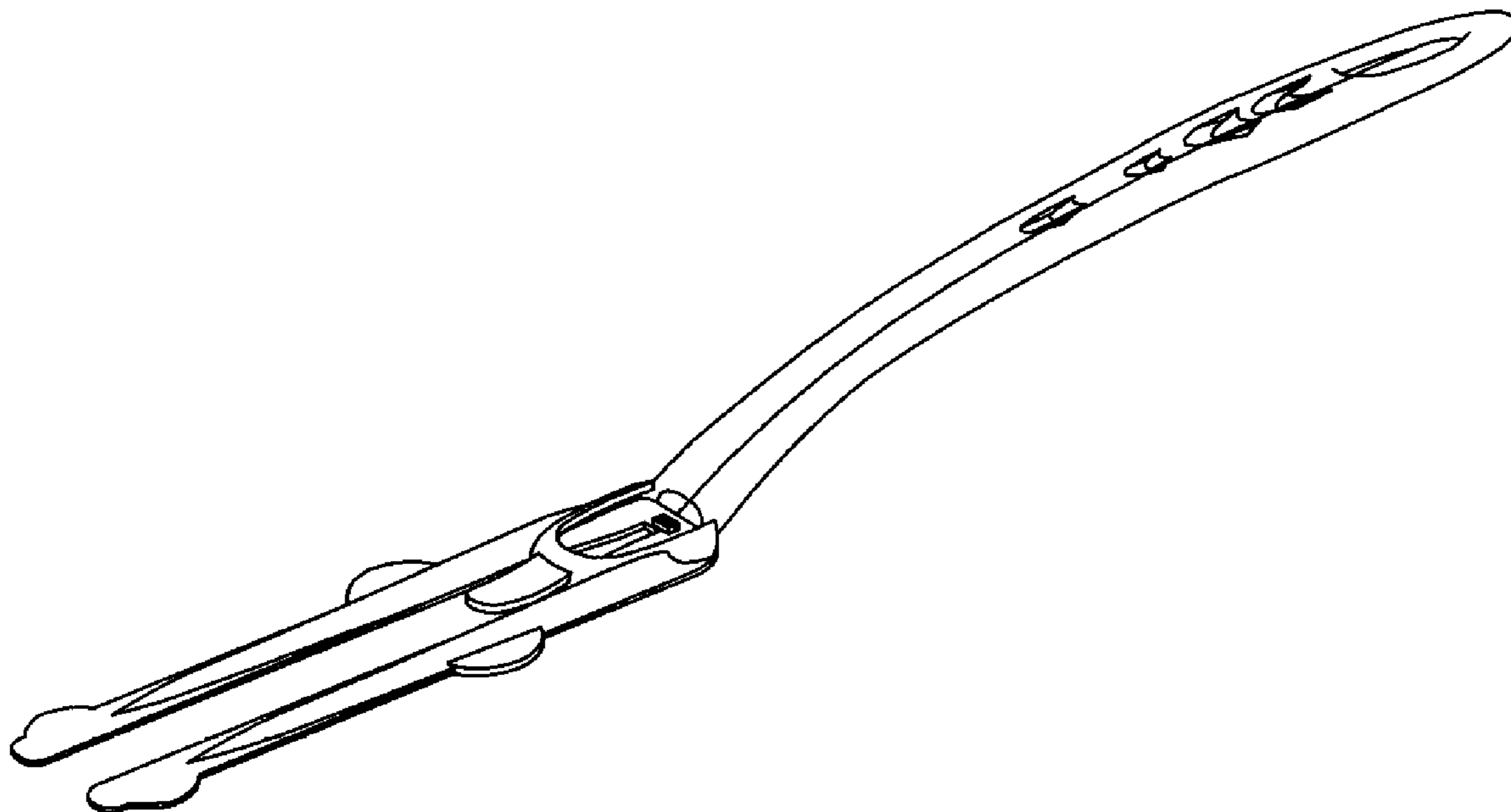


FIG.1

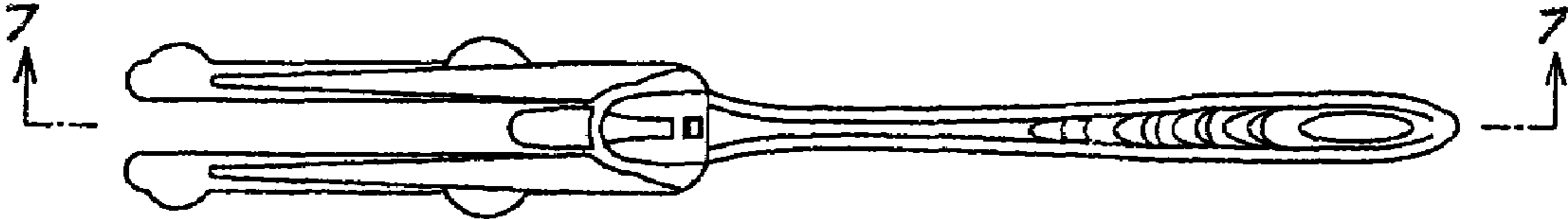


FIG.2

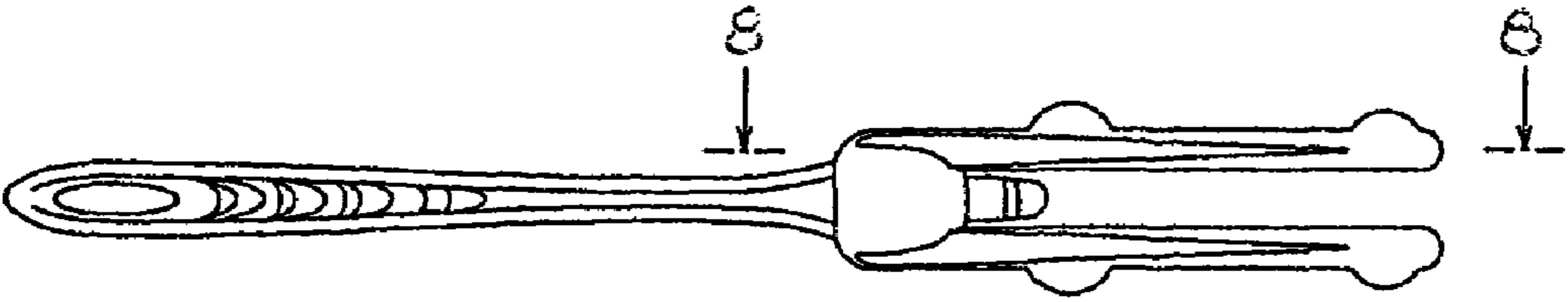


FIG. 3

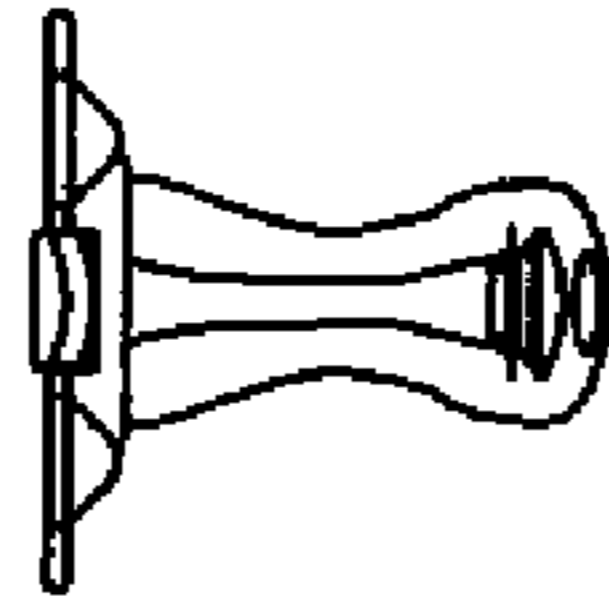


FIG. 4

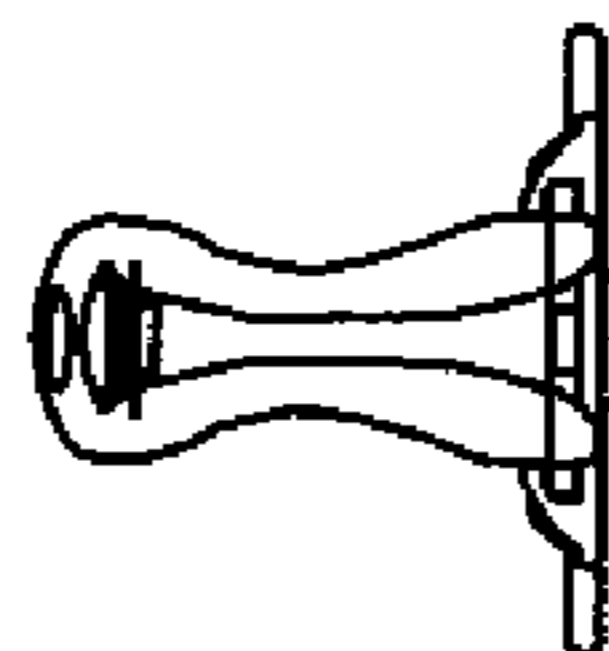


FIG.5

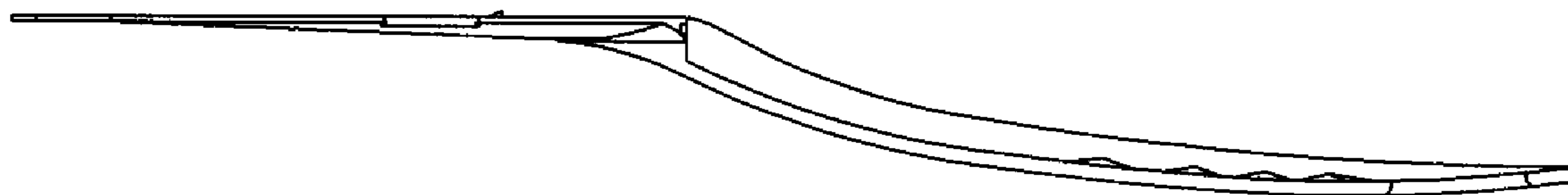


FIG.6



FIG.7




FIG.8




FIG.9

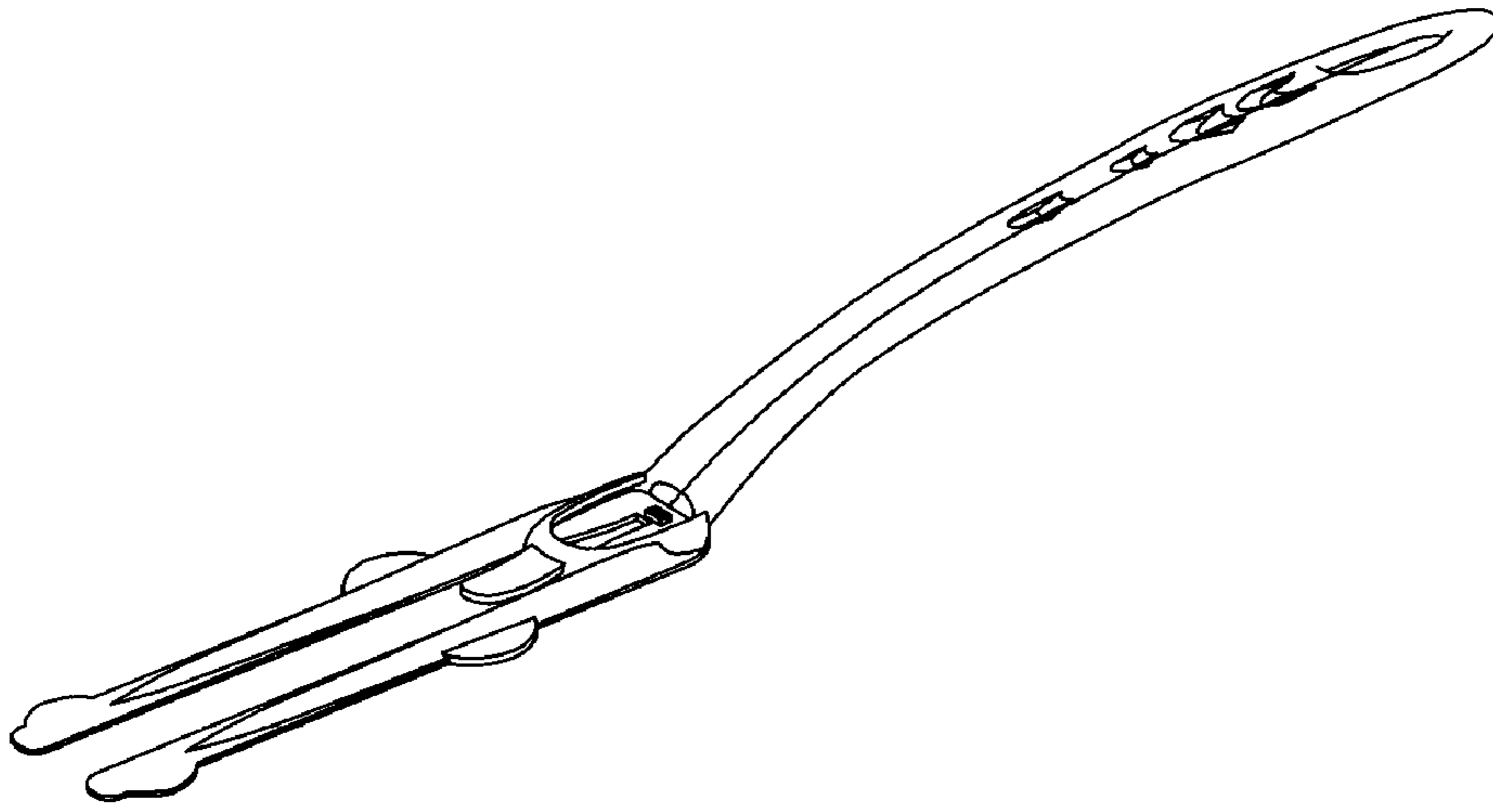


FIG.10

