



US00D608958S

(12) **United States Design Patent**
Mottram

(10) **Patent No.:** **US D608,958 S**
(45) **Date of Patent:** **** Jan. 26, 2010**

(54) **COLLAR FOR AN ANIMAL**

(75) **Inventor:** **Toby Mottram**, Glasgow (GB)

(73) **Assignee:** **ITI Scotland Limited**, Glasgow (GB)

(**) **Term:** **14 Years**

(21) **Appl. No.:** **29/340,023**

(22) **Filed:** **Jul. 13, 2009**

Related U.S. Application Data

(62) Division of application No. 29/310,581, filed on Aug. 27, 2008.

Foreign Application Priority Data

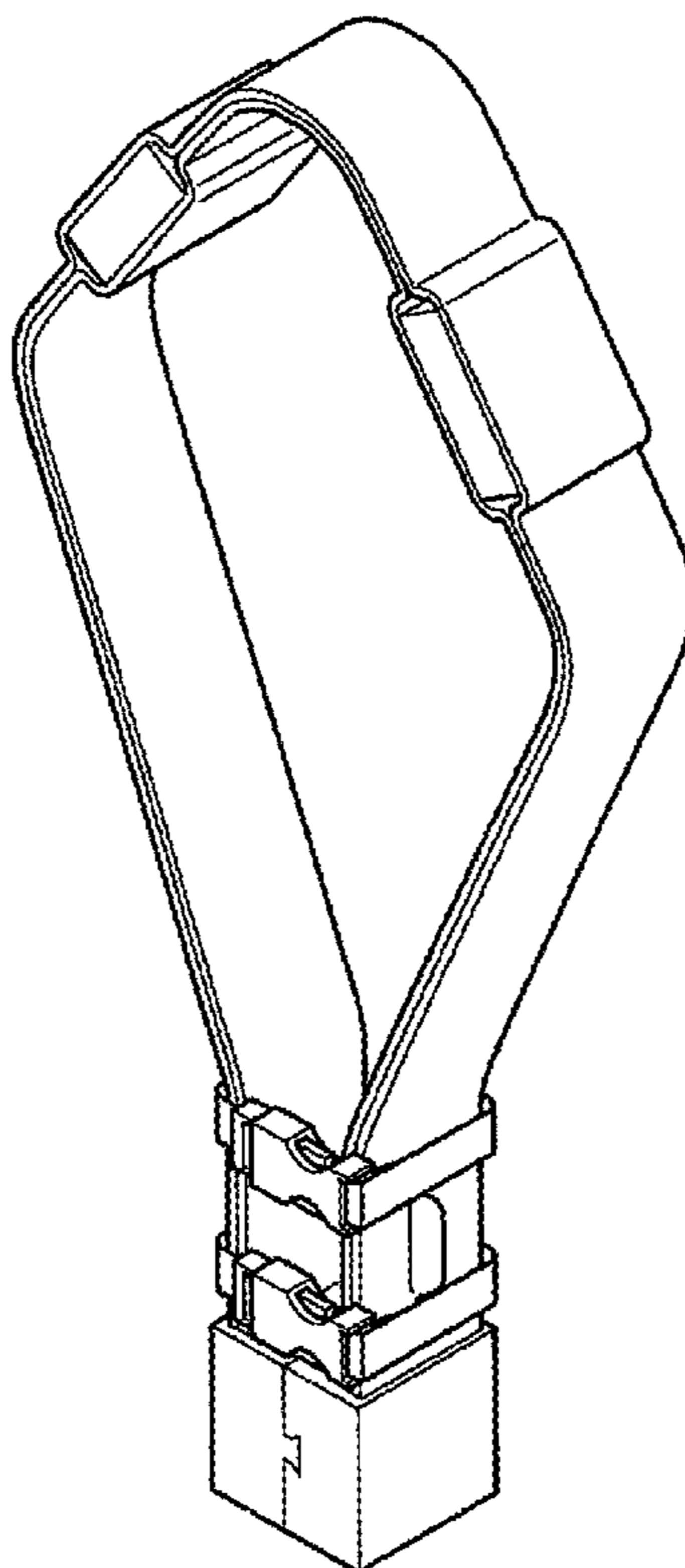
Feb. 28, 2008 (EM) 000894720

(51) **LOC (9) Cl.** **30-04**

(52) **U.S. Cl.** **D30/152**

(58) **Field of Classification Search** D30/151-155, D30/144; 119/850, 855-860, 862-865, 654, 119/712, 714, 720, 725, 760, 762-776, 791-794, 119/815, 821, 724, 655, 51.02, 660, 174, 119/907; 24/16 R, 17 AP, 3.5 P, 188, 662, 24/324, 3.6, 307, 625, 616, 200, 196, 171, 24/169, 112, 614, 615, 115 F, 620, 681, 602, 24/306, 442, 274 R, 302, 300, 301, 298, 323, 24/16 PB, 265 H; D11/3, 12, 200, 7, 79-87, D11/97, 99, 107, 108, 82, 137, 105, 103, D11/1, 2, 40-44, 46-49, 53, 56, 57, 59-61, D11/63, 65, 89, 90-92, 101, 106, 114-116, D11/201, 208-210, 212-218, 220, 230-234, D11/236, 237, 94, 6, 11; D2/609, 627, 624, D2/632, 635, 976, 629, 631, 636, 614, 610, D2/639; 2/300, 311-319, 321, 322, 338, 2/339, 237, 170, DIG. 11, 365, 307, 308, 2/910, 917; D24/195, 211, 189, 190, 192; D3/207-212, 270-271.3, 327; D26/38; 206/37.1, 206/38.1; D6/302-304; 70/456 R, 456 B, 70/458, 459, 18, 49, 58; D8/1, 34, 38, 18, D8/394, 382, 396; 54/19.1; 63/1.11, 3.1, 63/3.2, 3, 9, 37, 38, 18-20, 23, 12, 13, 14.1, 63/21, 31, 15.2, 15, 1.13, 5.1, 1.1; 59/85, 59/89; 424/409; 43/131; 446/314, 376; 428/28; 606/203, 204, 201; 602/62; 128/876, 128/DIG. 15; 40/633; 473/212, 216; 604/20; 231/7; 361/232; 403/212, 213, 391; 256/57, 256/47; 410/97, 23, 7; 292/307 R

See application file for complete search history.



(56)

References Cited

U.S. PATENT DOCUMENTS

170,511 A 11/1875 Brown et al.
 204,964 A 6/1878 Gilbert
 211,726 A 1/1879 Gilbert
 277,632 A * 5/1883 Upton 403/212
 384,037 A 6/1888 Hill et al.
 479,777 A * 8/1892 Ashworth 403/213
 626,527 A * 6/1899 Connelly 403/213
 838,500 A * 12/1906 Cook 403/391
 839,919 A * 1/1907 Cook 403/391
 944,718 A * 12/1909 Crosby 403/213
 1,103,056 A * 7/1914 Kobert 403/213
 1,237,465 A * 8/1917 Brown 403/213
 1,252,711 A * 1/1918 Mathias 403/391
 1,261,582 A * 4/1918 Mathias 403/391
 1,265,661 A * 5/1918 Howell 403/212
 1,692,110 A * 11/1928 Cave et al. 403/212
 1,764,380 A * 6/1930 Allen 403/213
 1,783,968 A * 12/1930 Kearney 403/212
 1,791,631 A * 2/1931 Miller 403/213
 1,982,281 A * 11/1934 Birkenmaier et al. 403/212
 2,026,824 A * 1/1936 Cooper 403/213
 2,106,007 A * 1/1938 Klein 403/212
 2,255,961 A * 9/1941 Becker 403/213
 2,271,270 A * 1/1942 McLearn 403/391
 2,598,728 A * 6/1952 Tallman et al. 403/213
 2,649,319 A * 8/1953 Gledhill 403/213
 2,823,943 A * 2/1958 Canter et al. 292/307 R
 2,889,603 A * 6/1959 Joy et al. 403/391
 2,895,195 A * 7/1959 Ehmann 403/212
 2,996,043 A 8/1961 Pettingill
 3,186,051 A * 6/1965 Waddell 403/391
 3,326,589 A * 6/1967 Wenk, Jr. 292/307 R
 3,421,187 A * 1/1969 Ryder 403/391
 3,490,106 A * 1/1970 Dohmeier 403/212
 3,562,874 A * 2/1971 Dipalma 403/212
 3,687,112 A 8/1972 Henderson

3,748,703 A * 7/1973 Maillocheau 24/265 H
 3,898,011 A * 8/1975 Linquist et al. 403/212
 4,066,373 A * 1/1978 Workman 403/391
 4,136,987 A * 1/1979 Tettamanti 403/212
 4,878,702 A * 11/1989 Madsen et al. 292/307 R
 4,953,900 A * 9/1990 Pickett 292/307 R
 5,107,793 A 4/1992 Tymkewicz
 5,669,119 A * 9/1997 Seron 24/265 H
 5,762,028 A 6/1998 Owings
 6,050,622 A * 4/2000 Gustafson 292/307 R
 7,350,481 B2 4/2008 Bar-Shalom
 7,540,070 B1 * 6/2009 Selby 24/265 H
 2005/0125962 A1 * 6/2005 Hong 24/265 H

* cited by examiner

Primary Examiner—Susan Moon Lee

(74) *Attorney, Agent, or Firm*—Vinson & Elkins L.L.P.

(57)

CLAIM

I claim the ornamental design for a collar for an animal, as shown and described.

DESCRIPTION

FIG. 1 is a right side perspective view of a collar for an animal of the inventive design;

FIG. 2 is a front elevational view thereof;

FIG. 3 is a rear elevational view thereof;

FIG. 4 is a right side elevational view thereof;

FIG. 5 is a left side elevational view thereof;

FIG. 6 is a top view thereof; and,

FIG. 7 is a bottom view thereof.

1 Claim, 5 Drawing Sheets

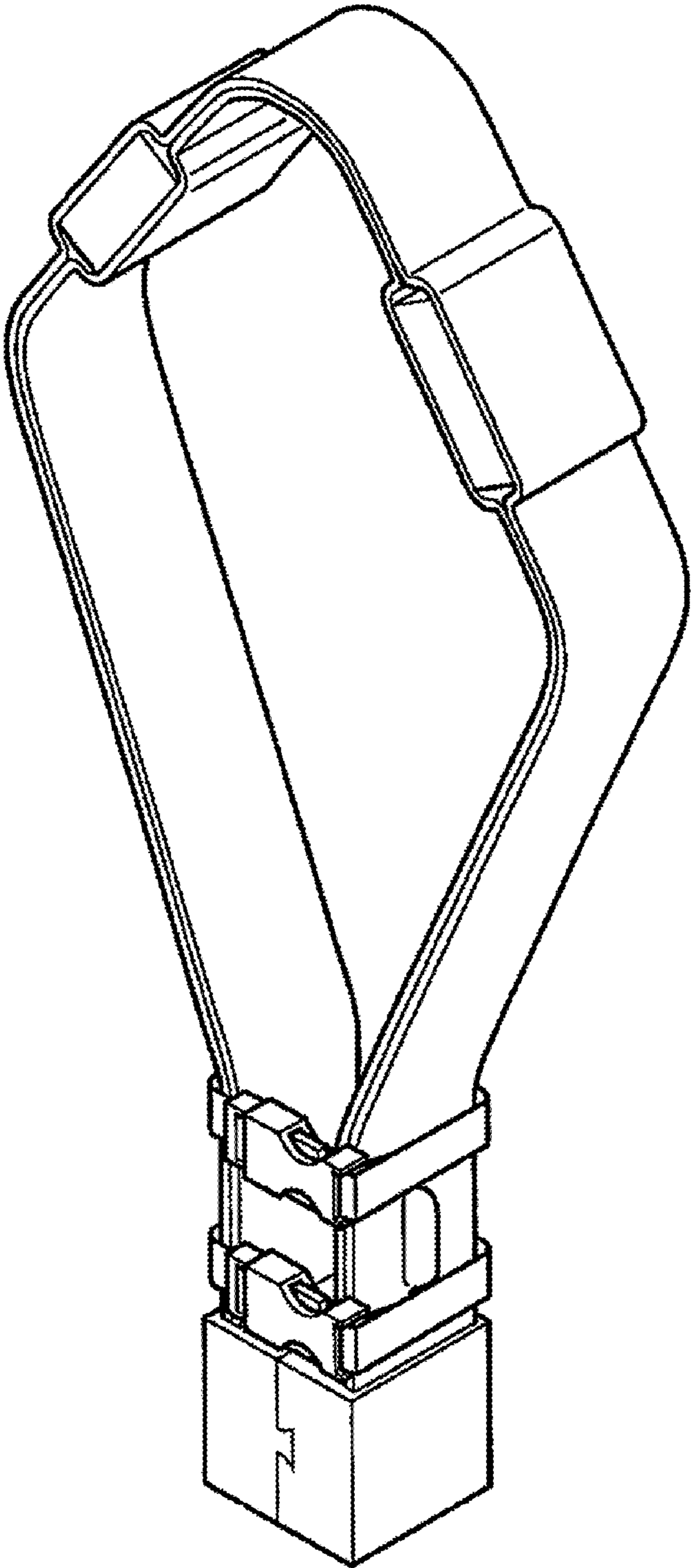


FIG. 1

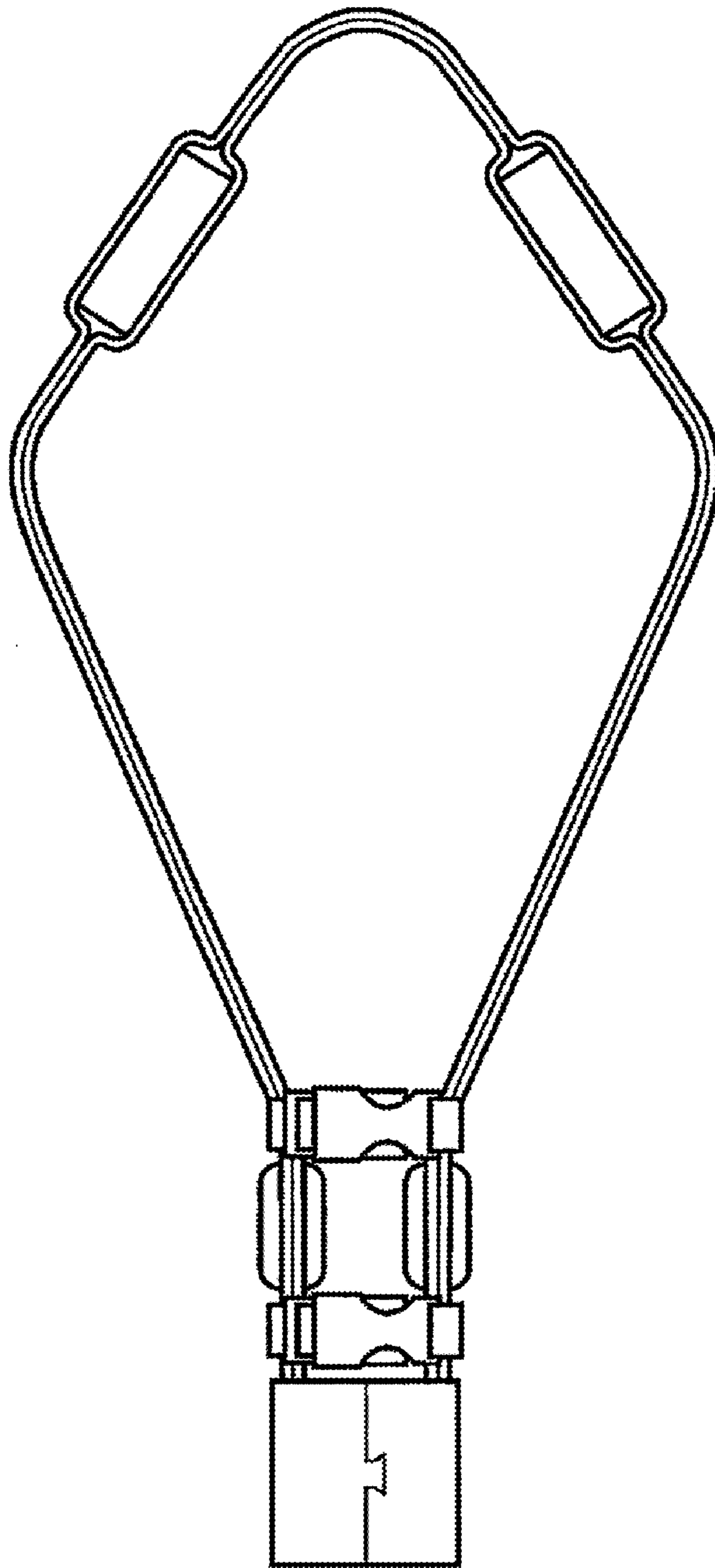


FIG. 2

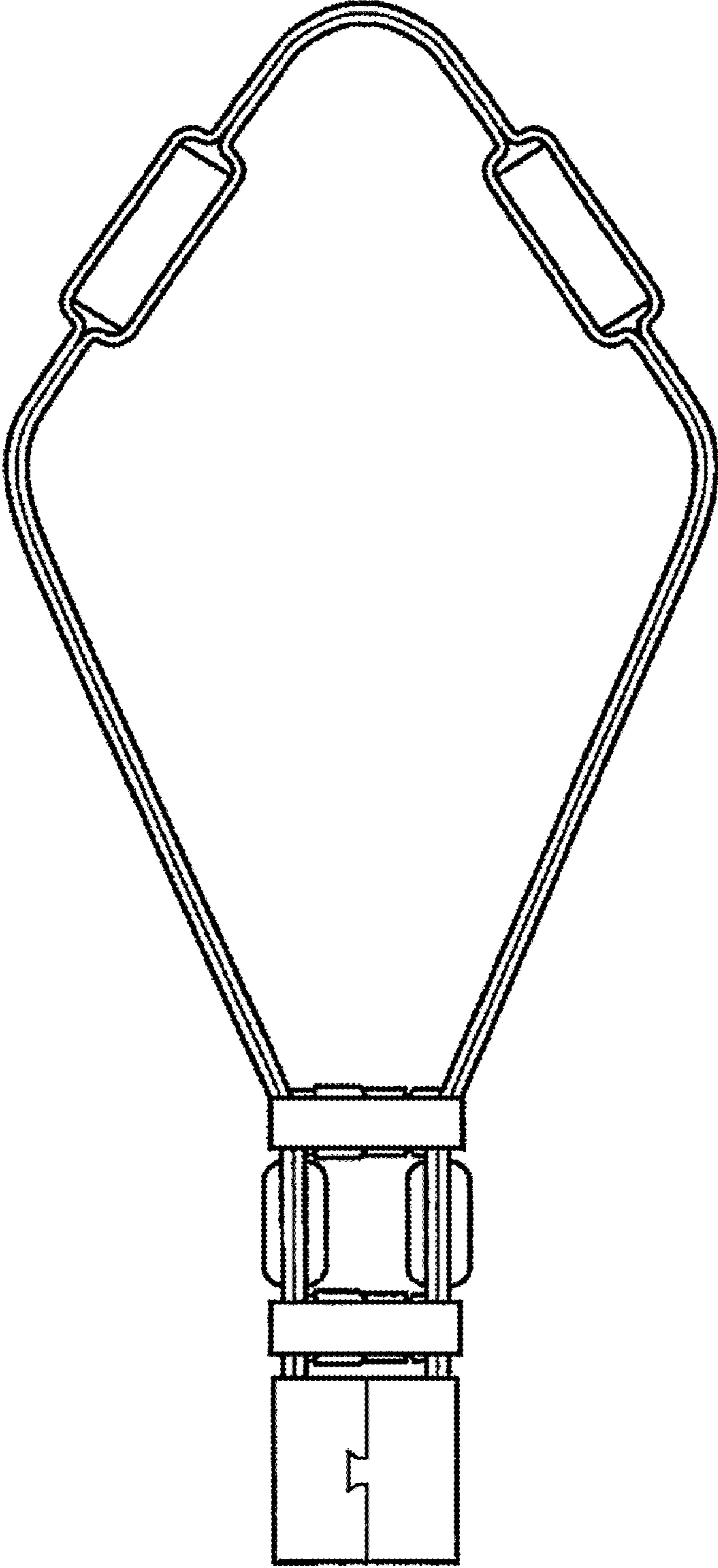


FIG. 3




FIG. 4




FIG. 5




FIG. 6

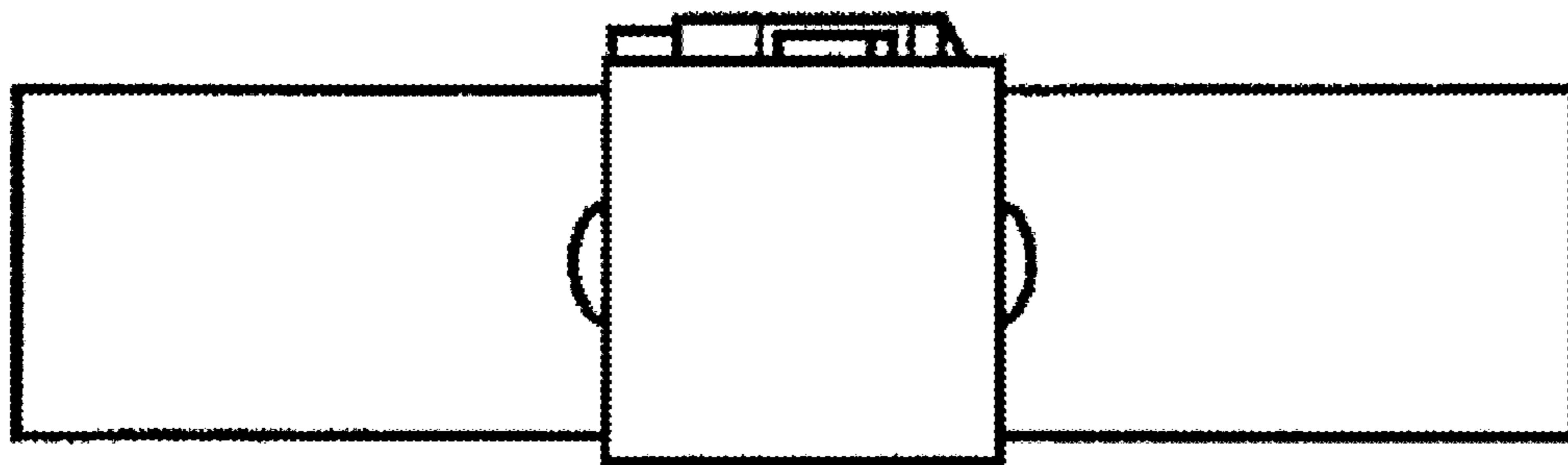


FIG. 7