



US00D608949S

(12) **United States Design Patent**
Rockaitis

(10) **Patent No.:** **US D608,949 S**
(45) **Date of Patent:** **** Jan. 26, 2010**

(54) **BODY HARNESS**

(76) Inventor: **Joseph J. Rockaitis**, 74 Buckboard Dr.,
Wheeling, IL (US) 60090

(**) Term: **14 Years**

(21) Appl. No.: **29/323,347**

(22) Filed: **Aug. 22, 2008**

(51) **LOC (9) Cl.** **29-02**

(52) **U.S. Cl.** **D29/101.1; D2/626**

(58) **Field of Classification Search** D29/101.1,
D29/10, 11; D24/190, 191; D2/2, 10, 190,
D2/191, 626; 2/2, 44, 45; 119/96, 109, 770;
128/846, 869, 875; 287/465, 468, 486, 487;
D3/327; 182/231; 280/801.1
See application file for complete search history.

(56) **References Cited**

U.S. PATENT DOCUMENTS

2,437,714	A *	3/1948	Thomason, Jr.	2/310
2,777,134	A *	1/1957	Kaufman	2/301
D237,914	S *	12/1975	Anderson	D2/743
D312,332	S *	11/1990	Reeves	D29/101.1
D339,217	S *	9/1993	McCue et al.	D29/101.1
D387,499	S *	12/1997	Schmidt	D29/101.1
D423,759	S *	5/2000	Dancyger	D2/626
D471,633	S *	3/2003	Brown	D24/190
6,651,594	B1 *	11/2003	Bagwell	119/770
6,763,913	B1 *	7/2004	Adams	182/231
D499,553	S *	12/2004	Millard	D3/327
2008/0224460	A1 *	9/2008	Erez	280/801.1

OTHER PUBLICATIONS

[http://i.ebay/11/!BZmNIUQ!Wk~\\$CKGrHgoH-DUEjlllw8DFBKnd8iNtr!~_3..JPG](http://i.ebay/11/!BZmNIUQ!Wk~$CKGrHgoH-DUEjlllw8DFBKnd8iNtr!~_3..JPG), ebay, Vintage Tin Wind Up Mouse-Turn the Key and Watch Him Go, Sep. 6, 2009, Vendio Gallery, p. 1 of 1.*

[http://i.ebay/11/!BZmNIUQ!Wk~\\$CKGrHgoH-DUEjlllw8DFBKnd8iNtr!~_3..JPG](http://i.ebay/11/!BZmNIUQ!Wk~$CKGrHgoH-DUEjlllw8DFBKnd8iNtr!~_3..JPG), ebay, 1962VW Volkswagen Beetle car w/wind-up key French ad, 1962, Vendio Gallery, p. 1 of 1.*

* cited by examiner

Primary Examiner—Robert M Spear

Assistant Examiner—Barbara B Lohr

(74) *Attorney, Agent, or Firm*—McAndrews, Held & Malloy, Ltd.

(57) **CLAIM**

The ornamental design for a body harness, as shown and described.

DESCRIPTION

FIG. 1 is a rear perspective view of a body harness showing my new design;

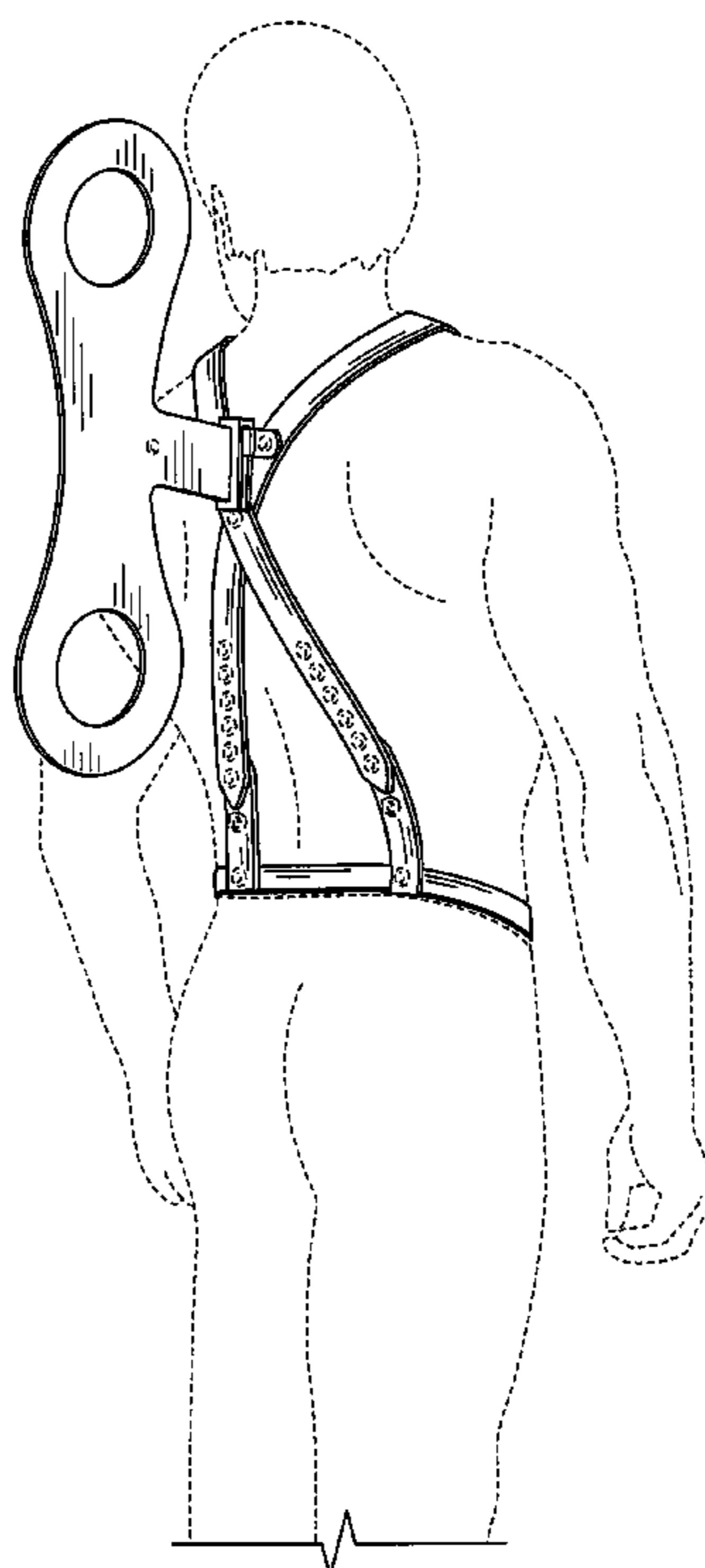
FIG. 2 is a front elevation view thereof;

FIG. 3 is a left side elevation view, with the right side elevation being a mirror image thereof;

FIG. 4 is rear elevation view thereof.

The broken lines in the drawings represent environmental subject matter and form no part of the claimed design. Any portions of the harness that are not shown in the drawings are not part of the claimed design.

1 Claim, 4 Drawing Sheets



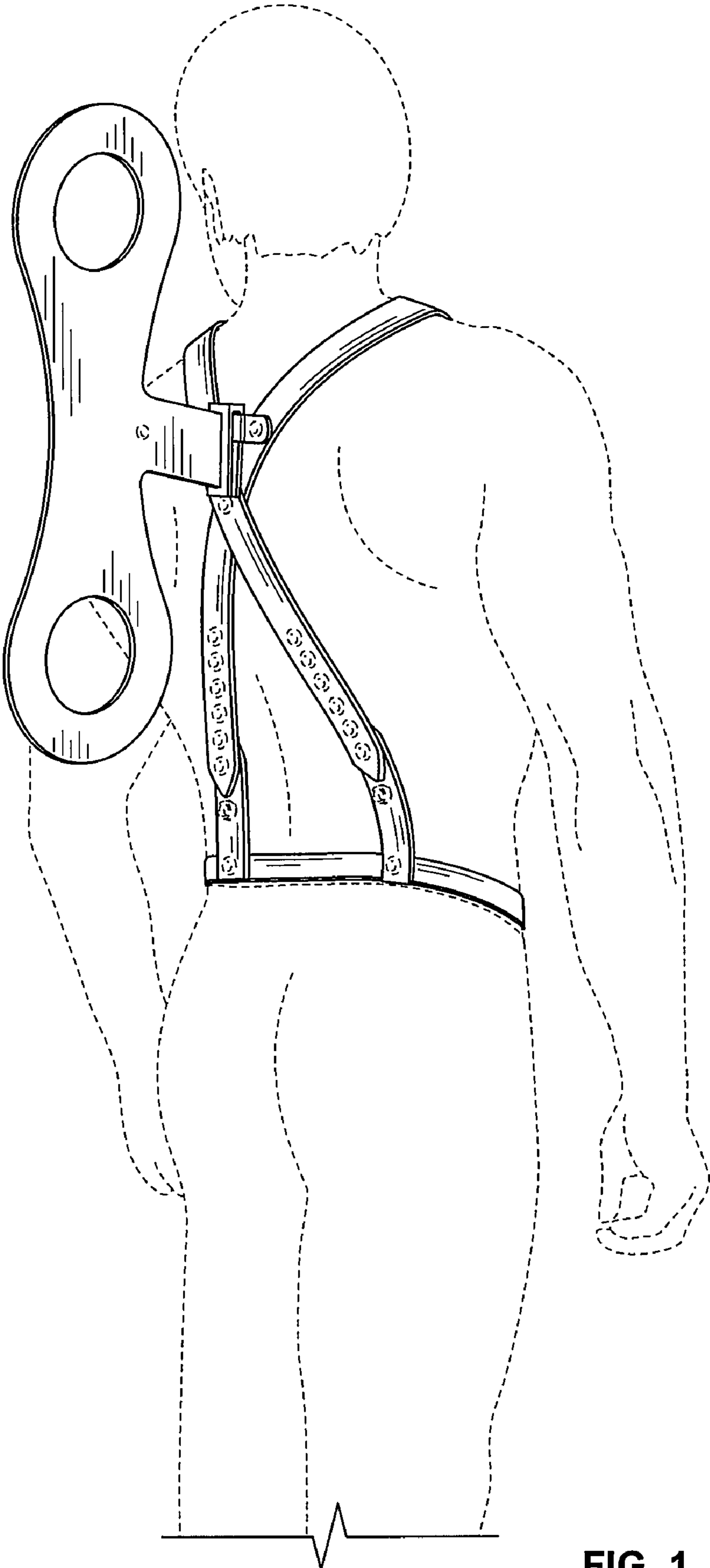


FIG. 1

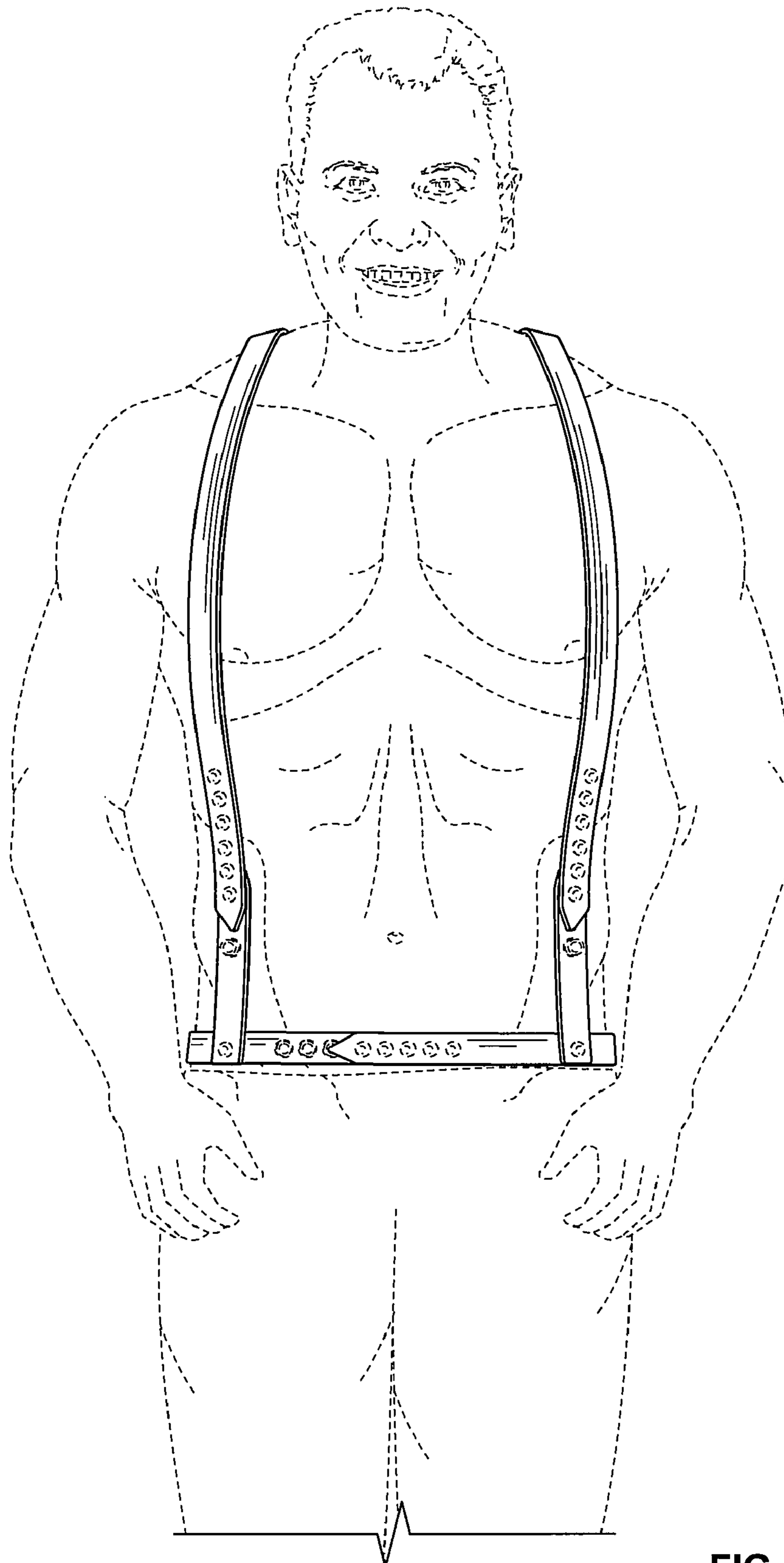


FIG. 2

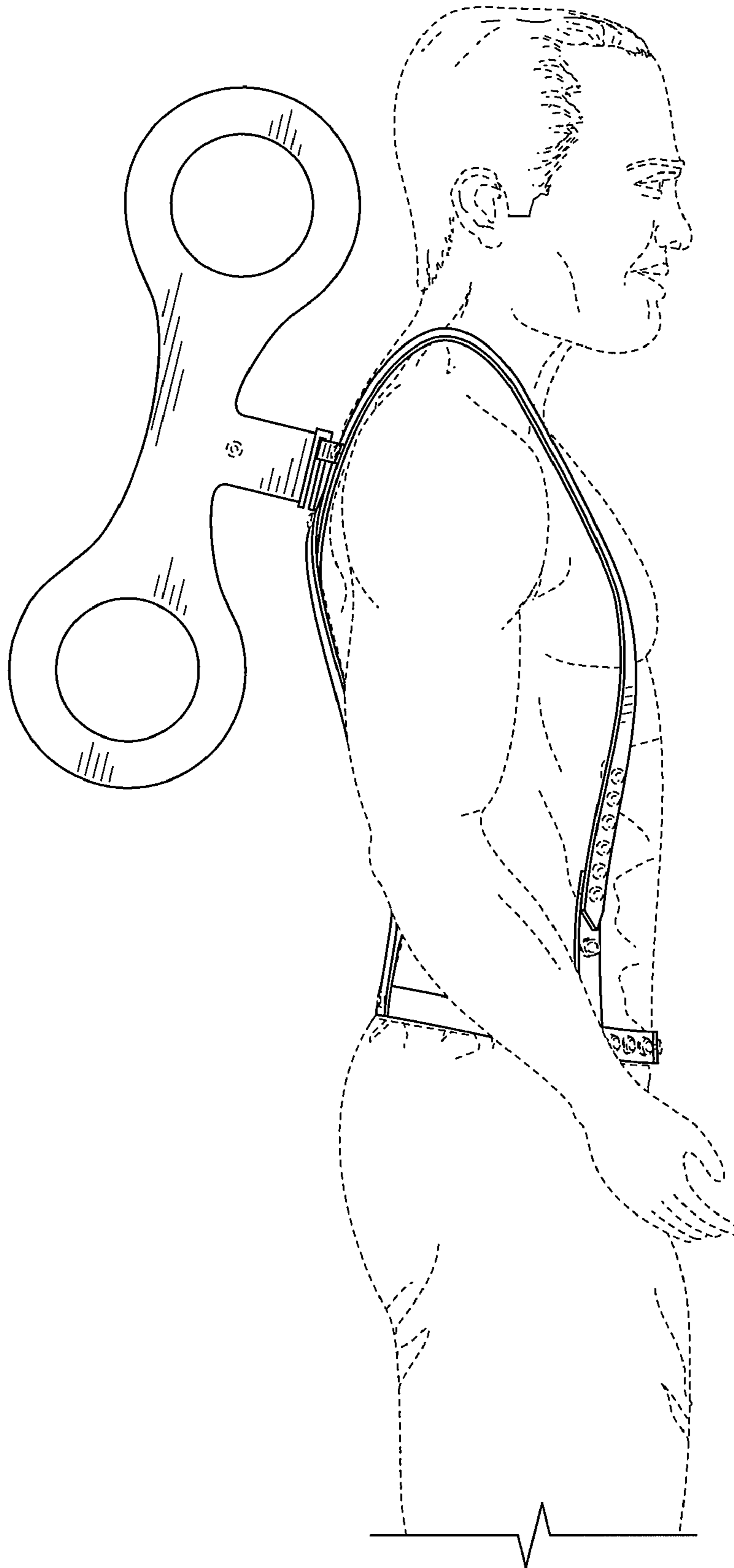


FIG. 3

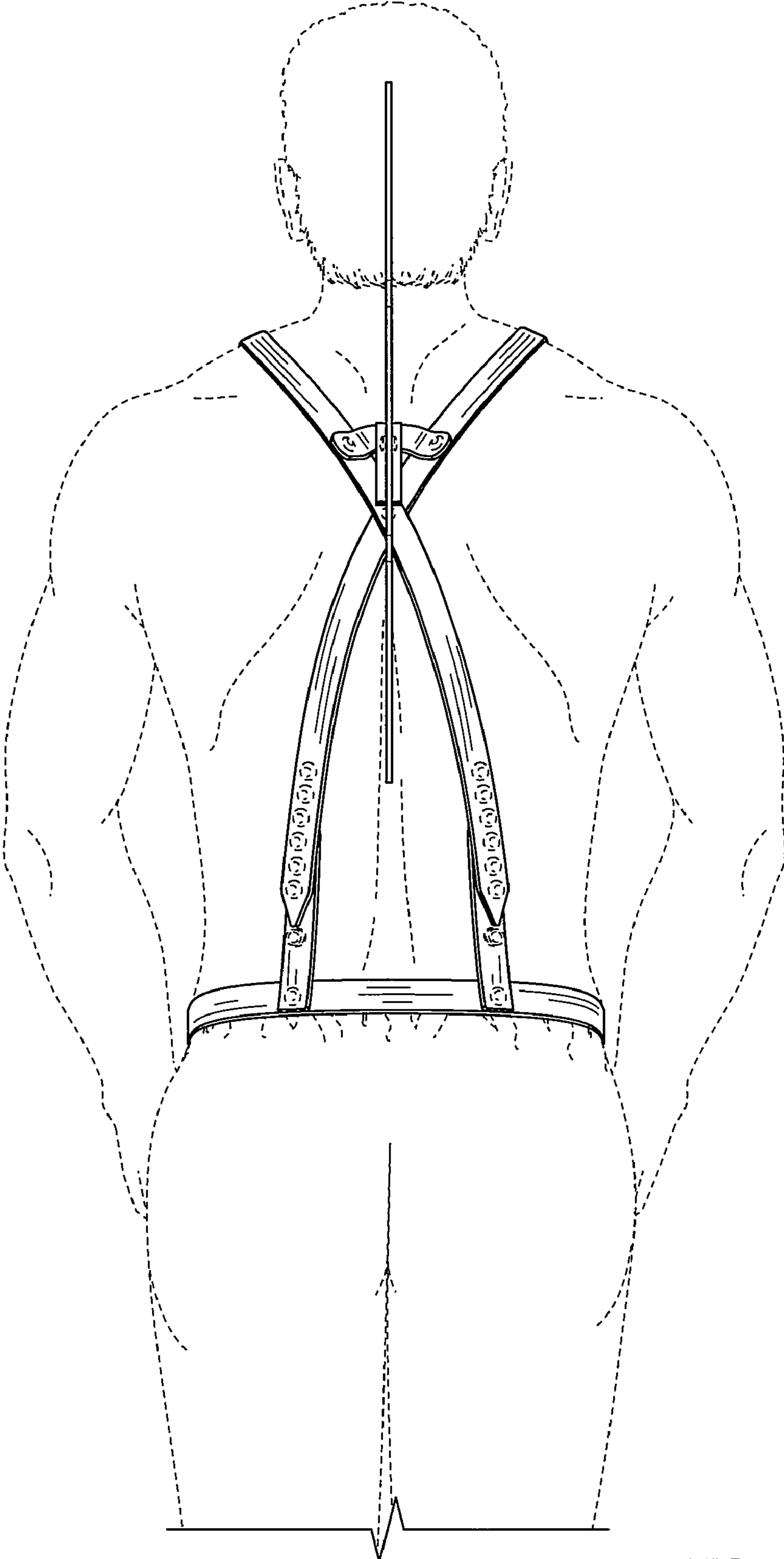


FIG. 4