



US00D608942S

(12) **United States Design Patent**
Hbaidu

(10) **Patent No.:** **US D608,942 S**
(45) **Date of Patent:** **** Jan. 26, 2010**

(54) **CIGAR SPLITTER**

2003/0056800 A1* 3/2003 Lin 131/254

(76) Inventor: **Almuntasser Hbaidu**, 116 N. Heliotrope Ave., Monrovia, CA (US) 91016

* cited by examiner

(**) Term: **14 Years**

Primary Examiner—Jennifer Rivard
(74) *Attorney, Agent, or Firm*—Jerry Fong

(21) Appl. No.: **29/312,208**

(57) **CLAIM**

(22) Filed: **Oct. 6, 2008**

The ornamental design for a cigar splitter, as shown and described.

(51) **LOC (9) Cl.** **27-06**

(52) **U.S. Cl.** **D27/195**

(58) **Field of Classification Search** 30/109–113;
D27/195; 131/248–255; D8/397
See application file for complete search history.

DESCRIPTION

(56) **References Cited**

U.S. PATENT DOCUMENTS

D30,319 S *	3/1899	Senderling	D8/397
D223,187 S *	3/1972	Wing	D8/397
D245,347 S *	8/1977	Casey	D27/195
4,711,254 A *	12/1987	Fleisher et al.	131/255
D392,409 S *	3/1998	Davidoski	D27/195
D414,893 S *	10/1999	Moore	D27/195
D521,858 S *	5/2006	Roy	D8/397
D570,041 S *	5/2008	Smith	D27/195
D597,250 S *	7/2009	Lee	D27/195

FIG. 1 is a perspective view of a cigar splitter, showing my new design;

FIG. 2 is a side elevational view, the opposite side being a mirror image thereof;

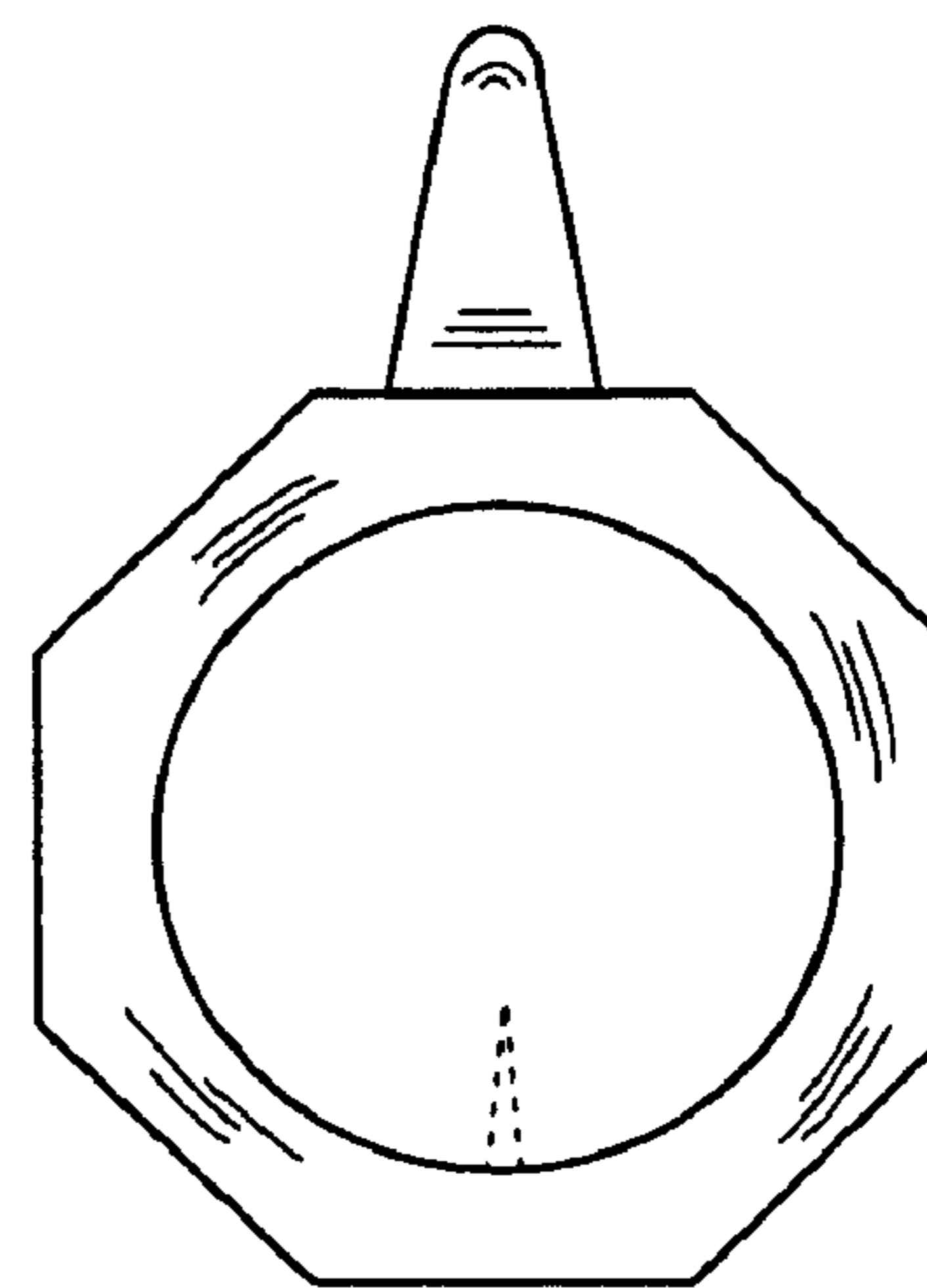

FIG. 3 is a top plan view, the bottom plan view being a mirror image thereof;

FIG. 4 is a front elevational view thereof; and,

FIG. 5 is a rear elevational view thereof.

The broken lines in FIG. 3 are included for the purpose of illustrating a portion of the cigar splitter that forms no part of the claimed design.

1 Claim, 2 Drawing Sheets






Fig. 1

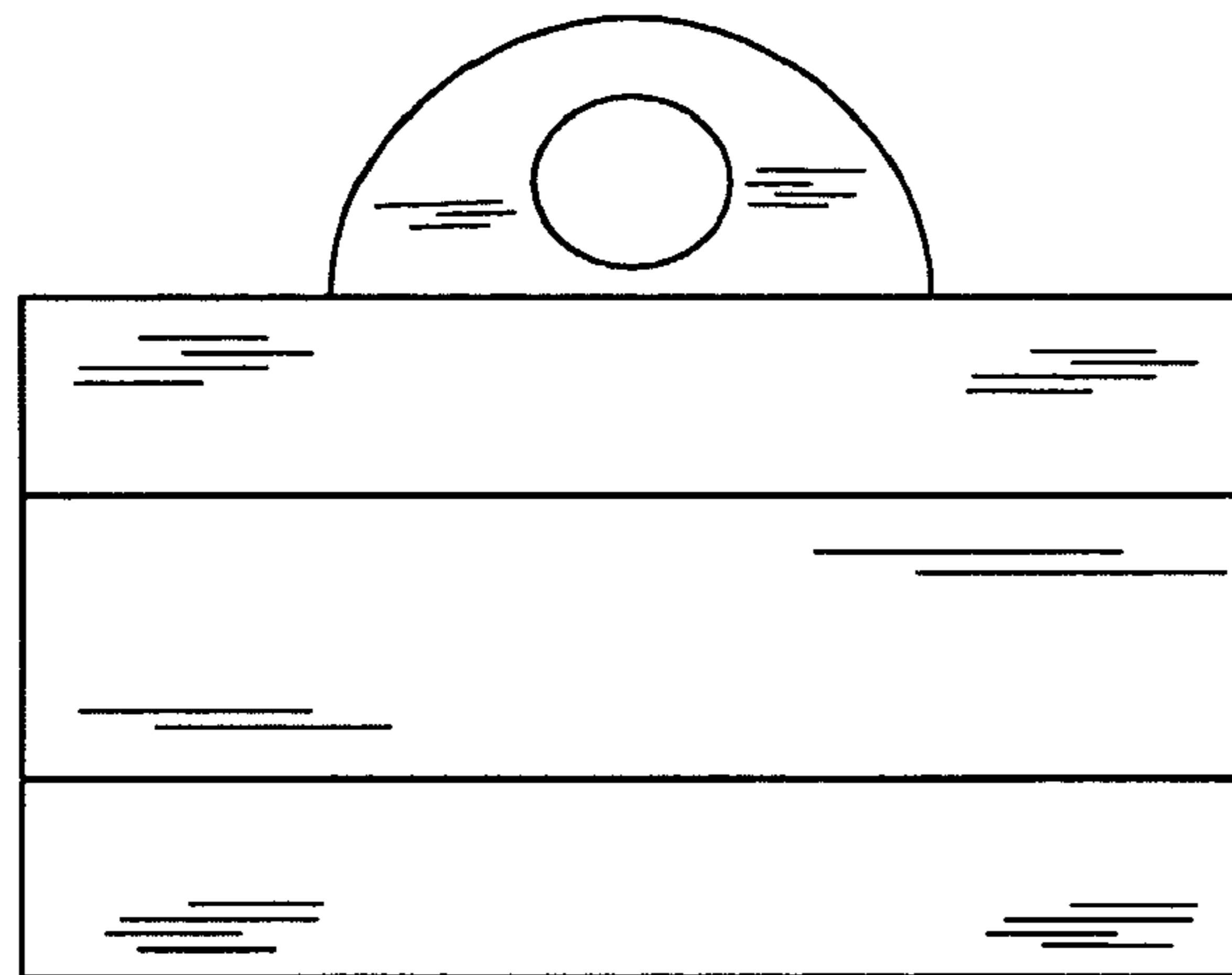


Fig. 2

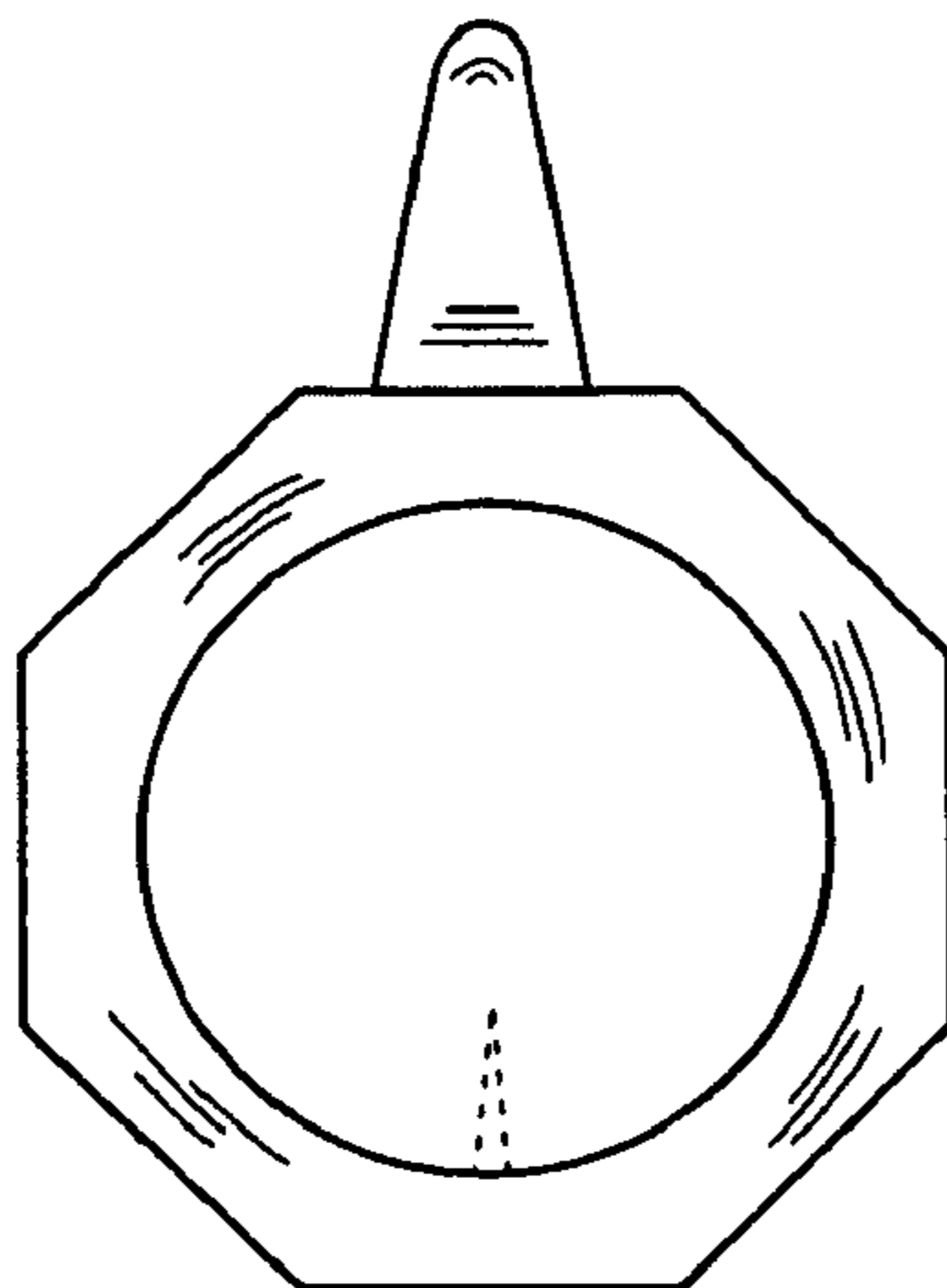


Fig. 3

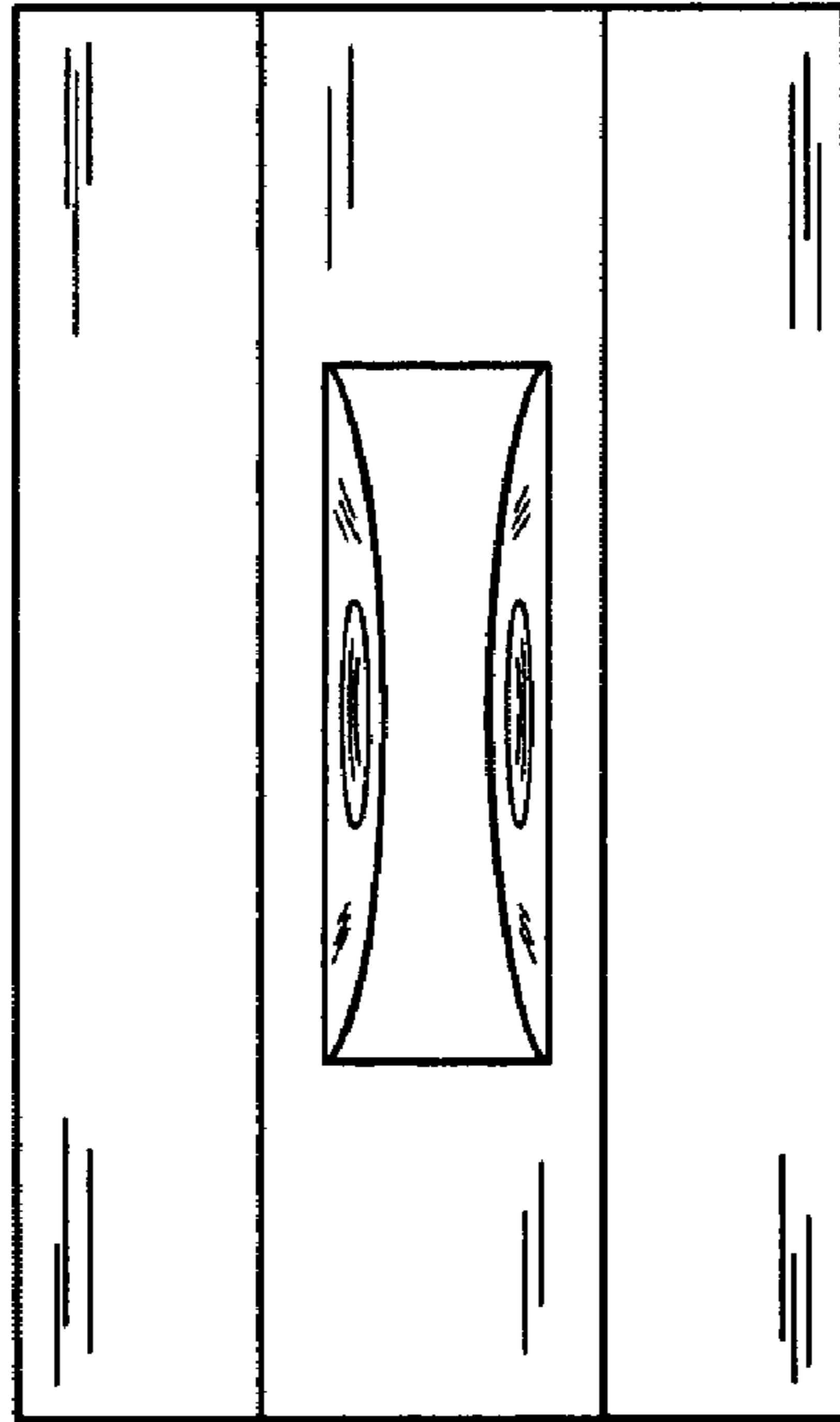


Fig. 5




Fig. 4