



US00D608919S

(12) **United States Design Patent**
Henry

(10) **Patent No.:** **US D608,919 S**

(45) **Date of Patent:** **** Jan. 26, 2010**

(54) **ILLUMINATING WAND**

(75) Inventor: **Robert Henry**, Bethlehem, PA (US)

(73) Assignee: **Crayola, LLC**, Easton, PA (US)

(**) Term: **14 Years**

(21) Appl. No.: **29/337,046**

(22) Filed: **May 14, 2009**

(51) **LOC (9) Cl.** **26-02**

(52) **U.S. Cl.** **D26/37**

(58) **Field of Classification Search** D26/37,
D26/38, 40, 72, 43, 44, 46, 49; 362/157,
362/158, 183, 184, 190, 191, 194-196, 198-208,
362/253; D19/81, 84, 42, 57, 58; D14/411;
D21/402; 446/268, 485, 484, 15
See application file for complete search history.

(56) **References Cited**

U.S. PATENT DOCUMENTS

D124,725	S	*	1/1941	Ornstein	D10/31
D179,615	S	*	1/1957	Spatz	D28/4
3,707,055	A	*	12/1972	Pearce	446/485
5,037,346	A	*	8/1991	Cimock	446/419
D329,263	S	*	9/1992	Cimock	D21/523
D336,923	S	*	6/1993	Lin	D19/57

D457,915	S	*	5/2002	Carroll et al.	D19/36
6,422,974	B1	*	7/2002	Schimmel	482/44
D495,076	S	*	8/2004	Mandel	D26/37
D504,706	S	*	5/2005	Bennett	D21/398
D547,799	S	*	7/2007	Granick	D19/36

* cited by examiner

Primary Examiner—Ian Simmons

Assistant Examiner—Carissa C Fitts

(74) *Attorney, Agent, or Firm*—Shook, Hardy & Bacon LLP

(57) **CLAIM**

The ornamental design for an illuminating wand, as shown and described.

DESCRIPTION

FIG. 1 is a perspective view of an illuminating wand showing the new design;

FIG. 2 is a front side elevational view thereof, a back side elevational view thereof being a mirror image thereof;

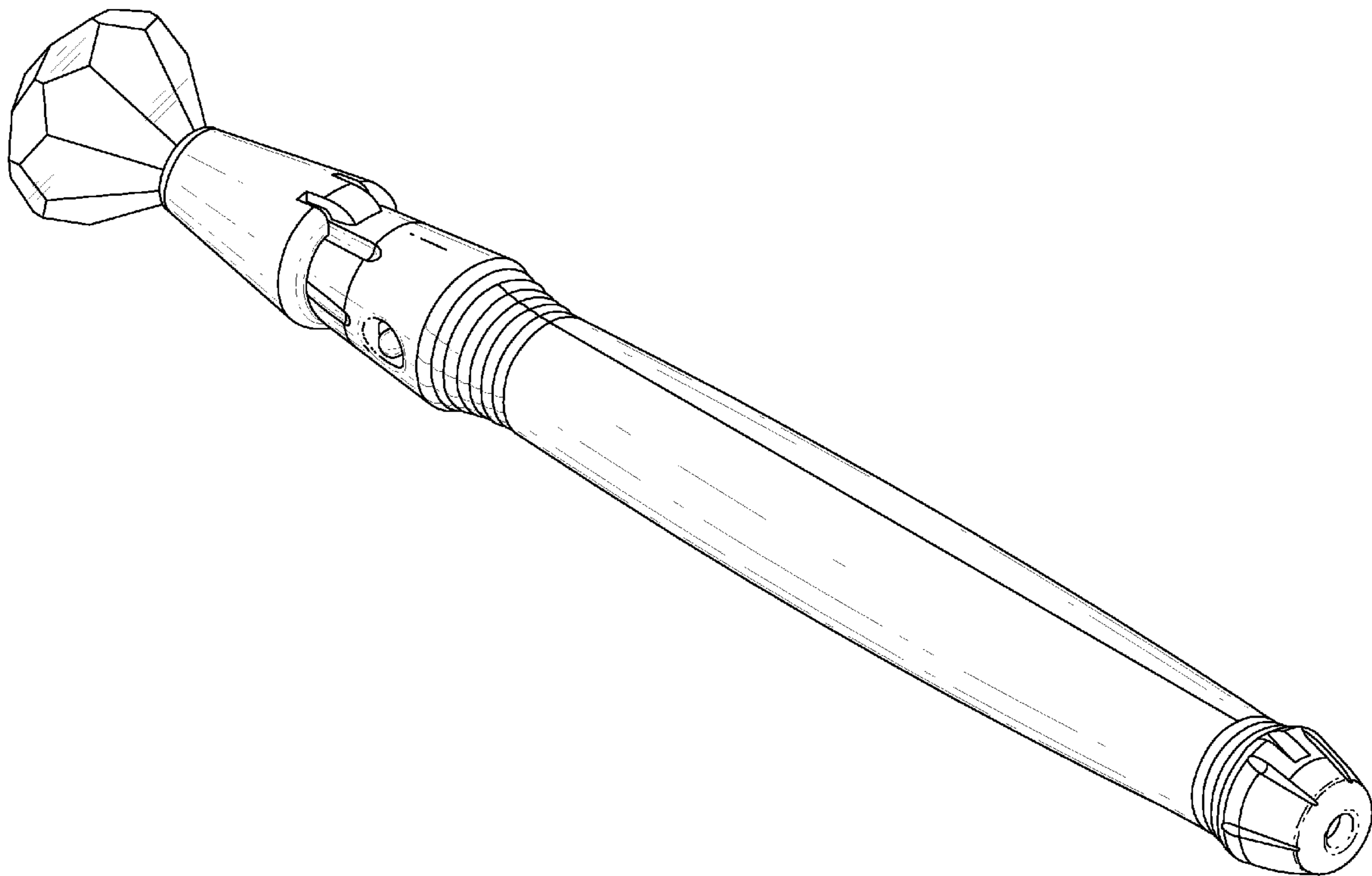
FIG. 3 is top plan view thereof;

FIG. 4 is a bottom plan view thereof;

FIG. 5 is a right side elevational view thereof; and,

FIG. 6 is a left side elevational view thereof.

1 Claim, 3 Drawing Sheets



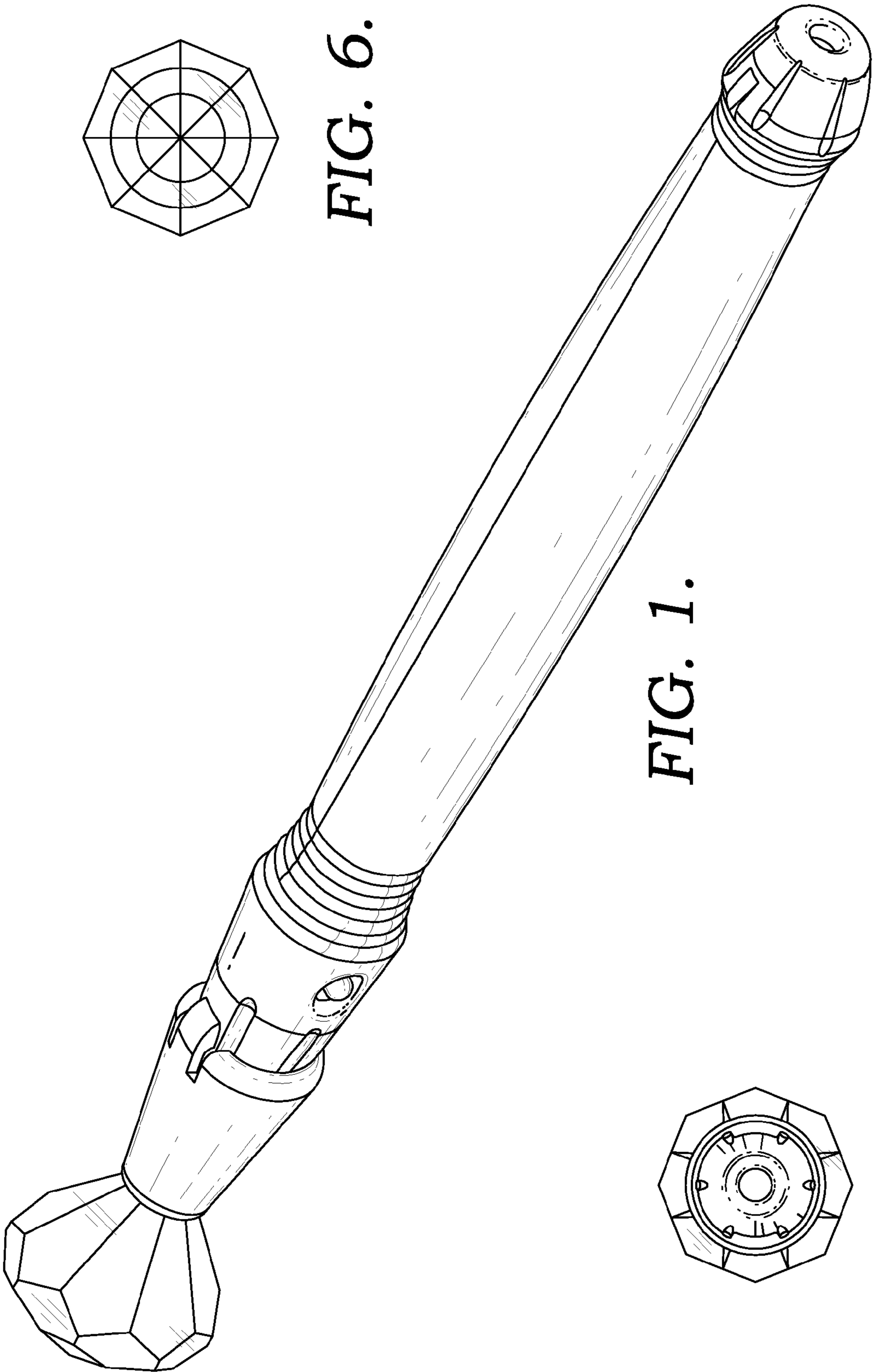


FIG. 1.

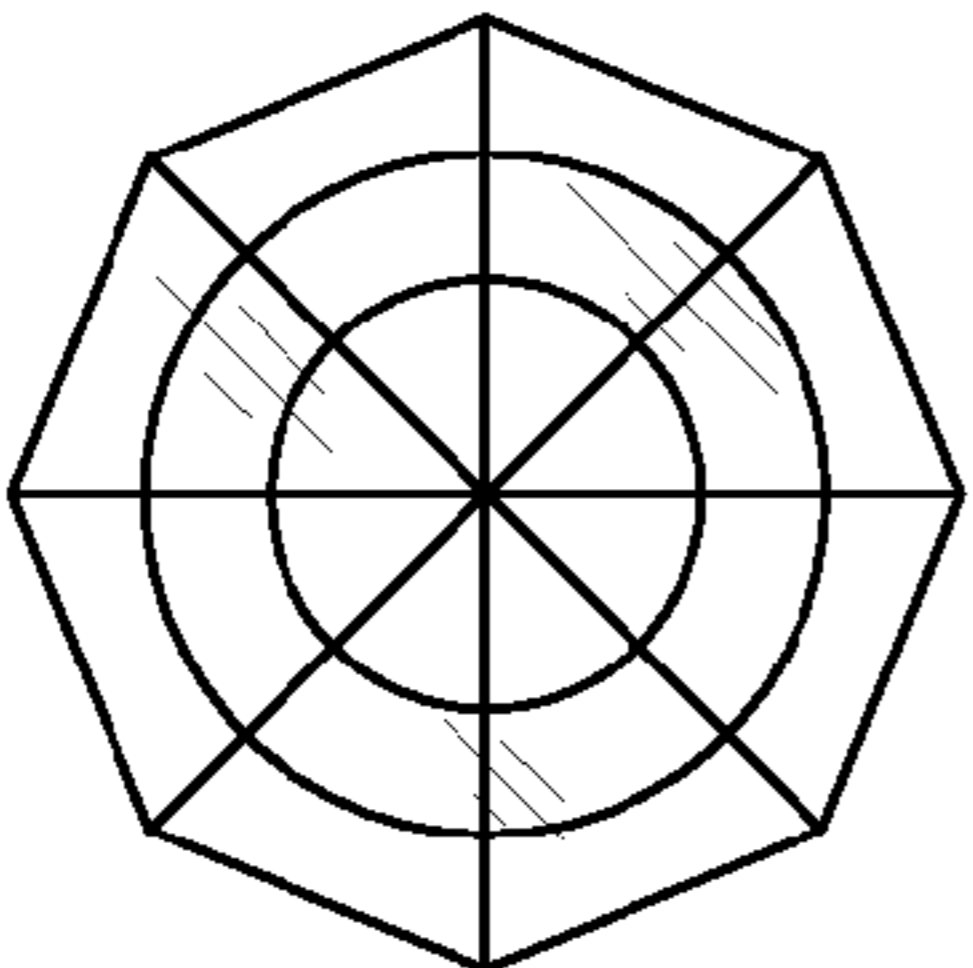


FIG. 6.

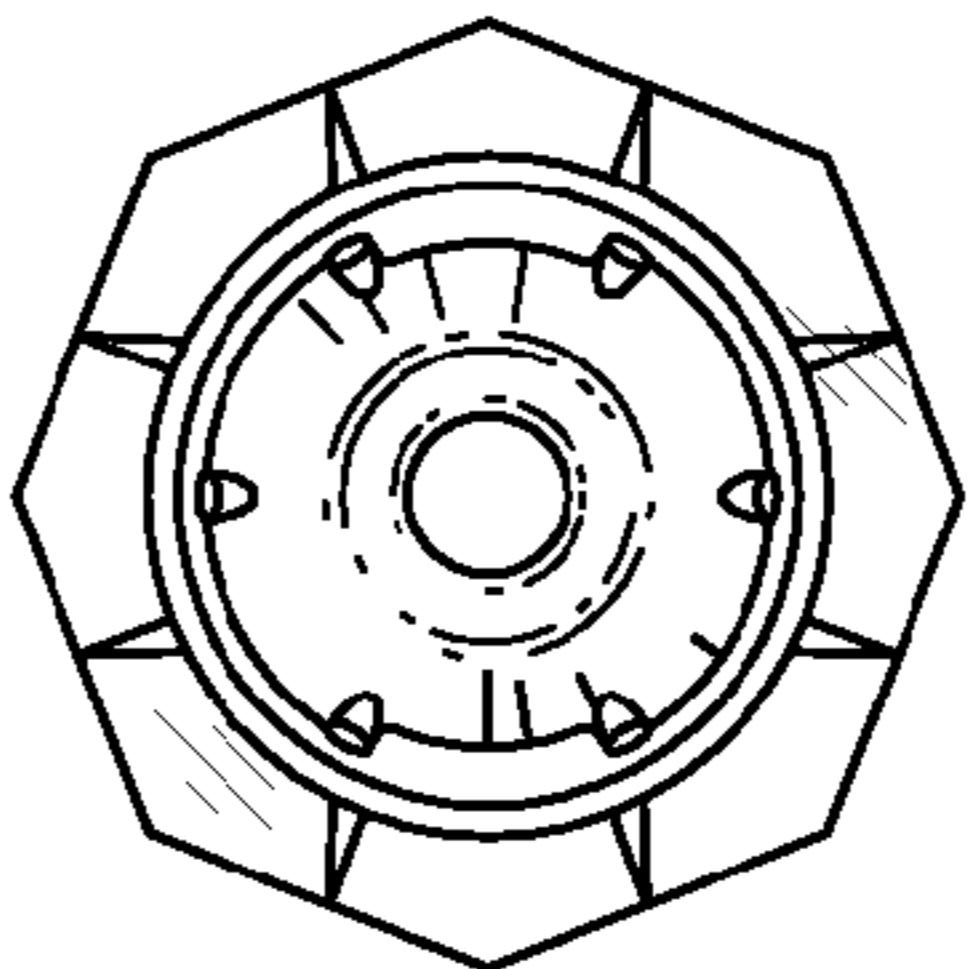


FIG. 5.

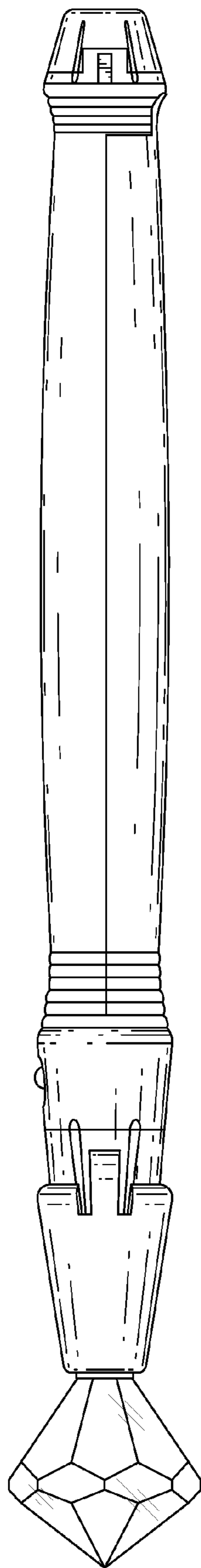


FIG. 2.

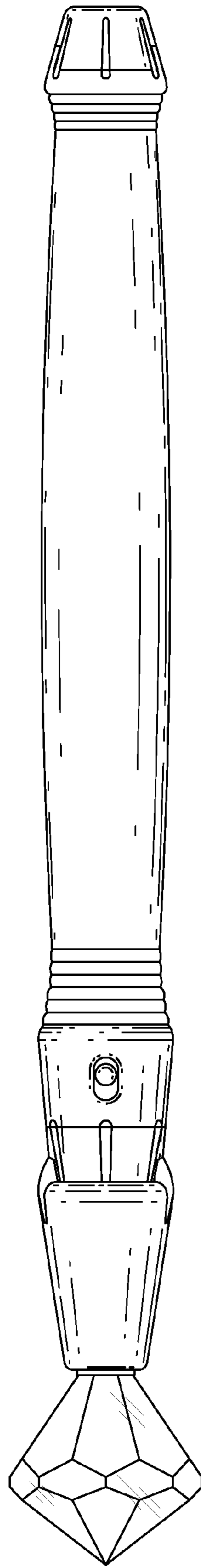


FIG. 3.

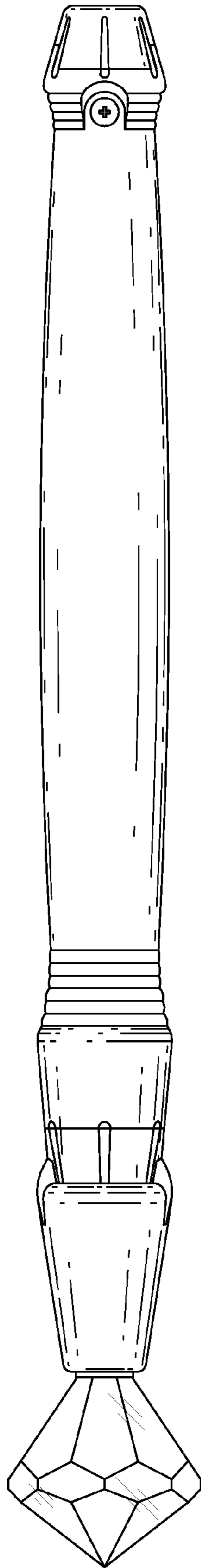


FIG. 4.