



US00D608914S

(12) **United States Design Patent**
Heatherly

(10) **Patent No.:** **US D608,914 S**
(45) **Date of Patent:** **** Jan. 26, 2010**

(54) **SIMULATED BARK SIDING**

(76) Inventor: **Phillip Daniel Heatherly, 74**
Cornerstone Dr., Canton, NC (US) 28716

(**) Term: **14 Years**

(21) Appl. No.: **29/321,506**

(22) Filed: **Jul. 17, 2008**

Related U.S. Application Data

(63) Continuation of application No. 29/285,512, filed on Mar. 30, 2007, now Pat. No. Des. 573,727.

(51) **LOC (9) Cl.** **25-01**

(52) **U.S. Cl.** **D25/138**

(58) **Field of Classification Search** D25/138-139,
D25/149-150, 163; 428/106, 151, 541; 52/314,
52/316, 612; 264/241

See application file for complete search history.

(56) **References Cited**

U.S. PATENT DOCUMENTS

3,608,261 A	9/1971	French et al.
D239,295 S	3/1976	Dougherty
4,106,233 A	8/1978	Horowitz
D257,178 S	9/1980	Nasvik
5,271,888 A	12/1993	Sinsley
5,677,017 A	10/1997	Freeman

5,679,189 A	10/1997	Jarboe
D398,710 S	9/1998	Gonzalez
D428,500 S	7/2000	Wederski
6,122,877 A	9/2000	Henderickson et al.
6,647,687 B2	11/2003	Kern
6,689,428 B2	2/2004	Kao
2002/0150699 A1	10/2002	Box
2004/0231251 A1	11/2004	Ward
2005/0210808 A1	9/2005	Larson et al.
2006/0156668 A1	7/2006	Nasvik

Primary Examiner—Catherine R Oliver

(74) *Attorney, Agent, or Firm*—J. Bennett Mullinax, LLC

(57) **CLAIM**

The ornamental design for a simulated bark siding, as shown and described.

DESCRIPTION

FIG. 1 is a perspective view of simulated bark siding in accordance with my new design;

FIG. 2 is a top plan view thereof;

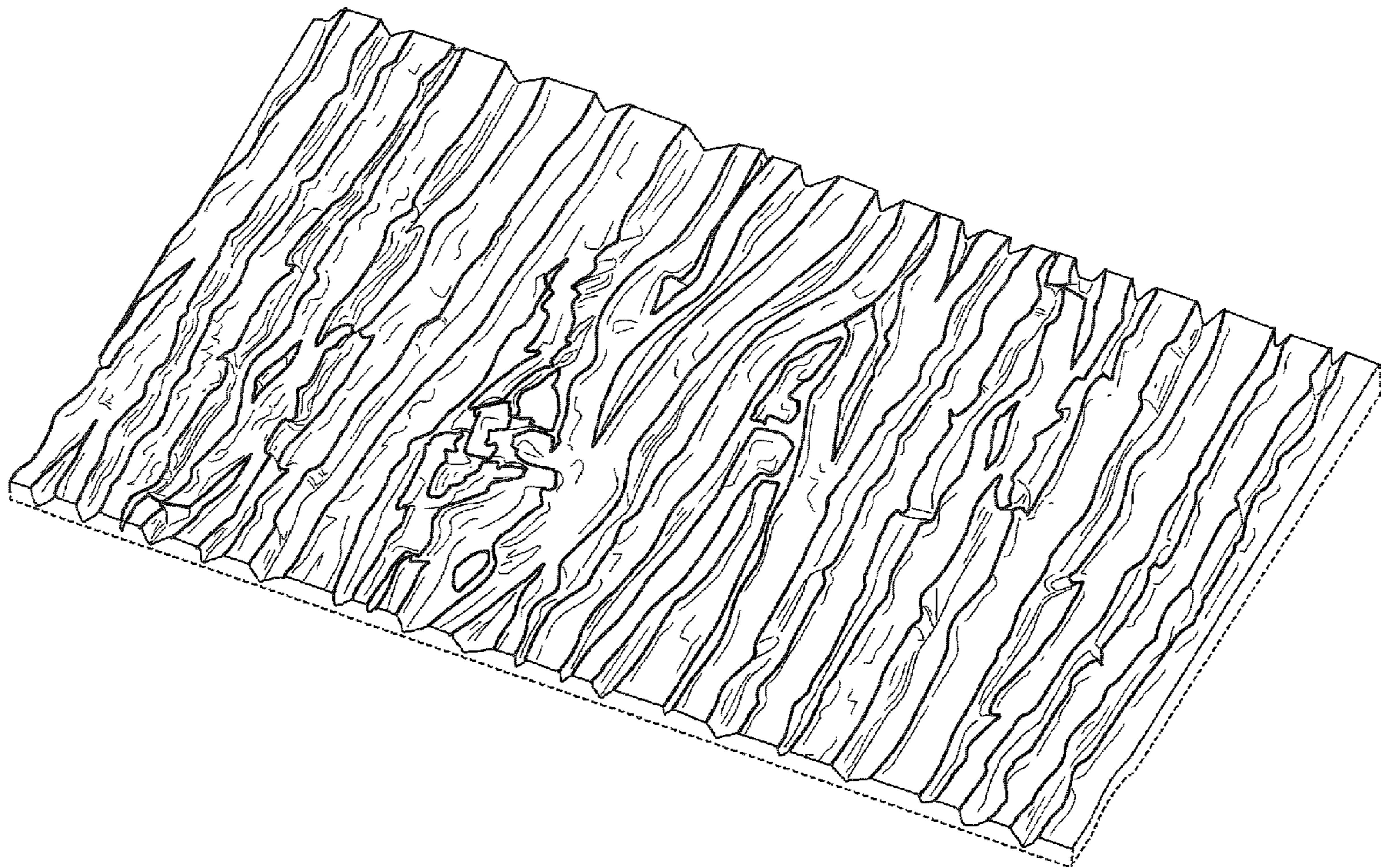
FIG. 3 is a bottom plan view thereof;

FIG. 4 is an elevational view of a major side edge thereof; and,

FIG. 5 is an elevational view of a minor side edge thereof.

The dashed lines seen in FIGS. 1, 4 and 5 set forth environmental structures and form no part of the claimed design.

1 Claim, 4 Drawing Sheets



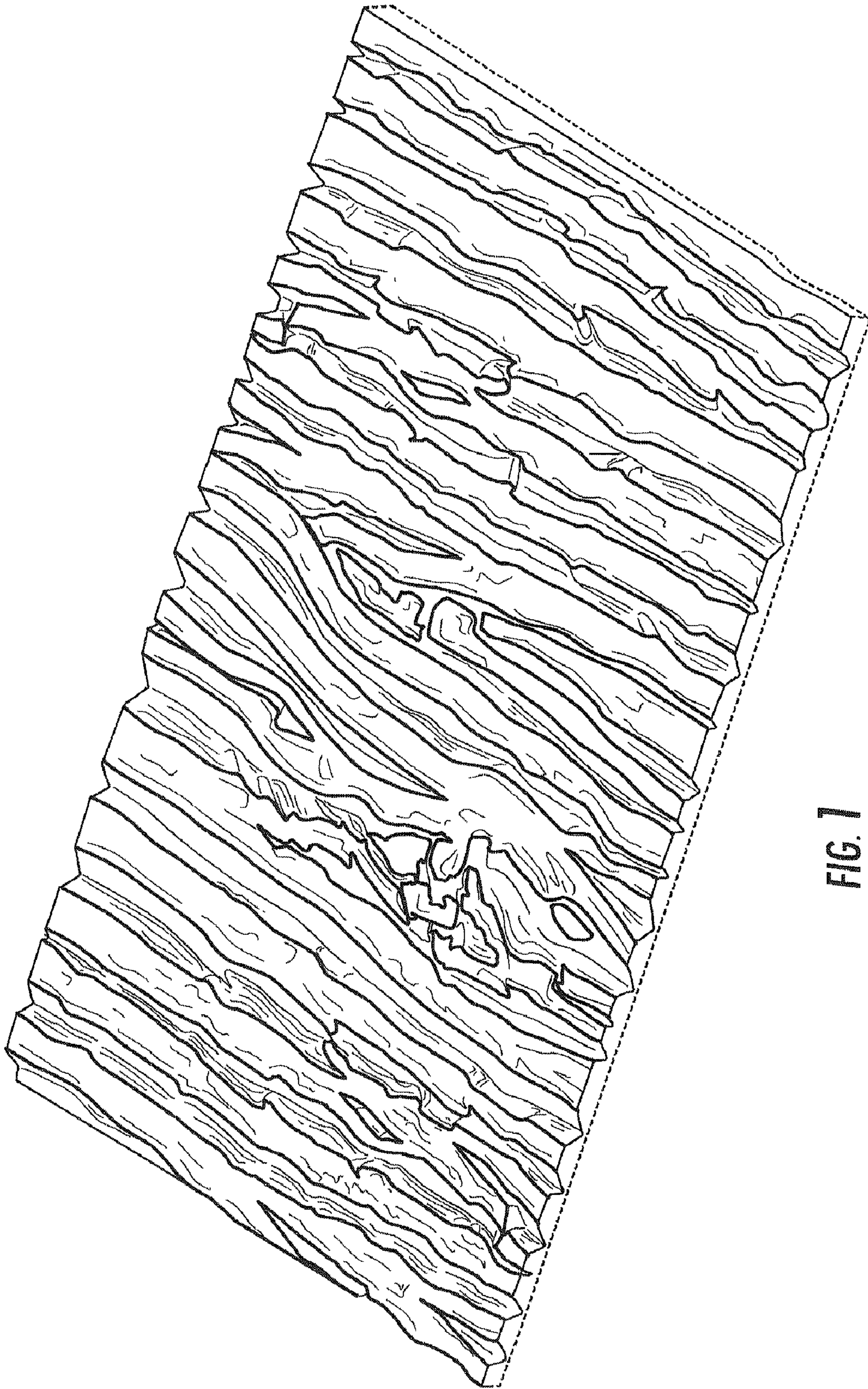


FIG. 1




FIG. 2




FIG. 3



FIG. 4




FIG. 5