



US00D608905S

(12) **United States Design Patent**  
**Walsh et al.**

(10) **Patent No.:** **US D608,905 S**  
(45) **Date of Patent:** **\*\* Jan. 26, 2010**

(54) **CORE FOR A GLASS LITE**

*Primary Examiner*—Doris Clark  
(74) *Attorney, Agent, or Firm*—Berenato & White, LLC

(75) Inventors: **Jason Walsh**, Batavia, IL (US); **Bruce Pennington**, Coquitlam (CA); **Keith Kometer**, Tampa, FL (US)

(57) **CLAIM**

(73) Assignee: **Masonite Corporation**, Tampa, FL (US)

The ornamental design for a core for a glass lite, as shown and described.

(\*\*) Term: **14 Years**

**DESCRIPTION**

(21) Appl. No.: **29/330,963**

FIG. 1 is a front elevational view of our design, the side opposite being a mirror image;

(22) Filed: **Jan. 16, 2009**

FIG. 2 is a front elevational view of a second embodiment of our design, the side opposite being a mirror image;

(51) **LOC (9) Cl.** ..... **25-02**

(52) **U.S. Cl.** ..... **D25/53**

(58) **Field of Classification Search** ..... D25/53;  
52/650.3, 656.4, 656.5, 656.8; 49/50

FIG. 3 is a front elevational view of a third embodiment of our design, the side opposite being a mirror image;

See application file for complete search history.

FIG. 4 is a front elevational view of a fourth embodiment of our design, the side opposite being a mirror image;

(56) **References Cited**

U.S. PATENT DOCUMENTS

|           |     |        |                   |       |         |
|-----------|-----|--------|-------------------|-------|---------|
| 2,676,652 | A * | 4/1954 | Duncan            | ..... | 160/104 |
| D193,157  | S * | 7/1962 | O'Donoghue et al. | ..... | D25/40  |
| D269,380  | S * | 6/1983 | d'Avila           | ..... | D25/53  |
| D392,051  | S * | 3/1998 | Lee               | ..... | D25/53  |

FIG. 5 is a front elevational view of a fifth embodiment of our design, the side opposite being a mirror image;

FIG. 6 is a front elevational view of a sixth embodiment of our design, the side opposite being a mirror image; and,

FIG. 7 is a front elevational view of a seventh embodiment of our design, the side opposite being a mirror image.

\* cited by examiner

**1 Claim, 3 Drawing Sheets**




Fig. 1




Fig. 2




Fig. 3




Fig. 4




Fig. 5




Fig. 6




Fig. 7

