



US00D608901S

(12) **United States Design Patent**
Gill

(10) **Patent No.:** **US D608,901 S**

(45) **Date of Patent:** **** *Jan. 26, 2010**

(54) **FIBERGLASS SWIMMING POOL**

(75) Inventor: **Ashley John Gill**, San Antonio, TX (US)

(73) Assignee: **Leisure Pools USA Holdings LLP**, New Braunfels, TX (US)

(**) Term: **14 Years**

(21) Appl. No.: **29/276,001**

(22) Filed: **Jan. 11, 2007**

(51) **LOC (9) Cl.** **25-03**

(52) **U.S. Cl.** **D25/2**

(58) **Field of Classification Search** D25/2;
D24/204; 4/488, 506

See application file for complete search history.

(56) **References Cited**

U.S. PATENT DOCUMENTS

D446,313 S	8/2001	Sullivan	
D455,838 S *	4/2002	Erdelac	D25/2
D490,903 S *	6/2004	Erdelac	D25/2
D491,277 S *	6/2004	Erdelac et al.	D25/2
D509,902 S	9/2005	Sullivan	
D509,903 S	9/2005	Sullivan	
D510,630 S	10/2005	Sullivan	
D514,708 S *	2/2006	Sullivan	D25/2
D546,474 S *	7/2007	Sullivan	D25/2

OTHER PUBLICATIONS

<http://www.leisurepoolsusa.com/riveria.htm> Oct. 2, 2007.*

http://www.leisurepoolsusa.com/Riveria/Riveria34_pg11.htm Oct. 2, 2007.*

www.leisurepoolsusa.com/Elegant/Elegance_Australian_Blue_pg4.htm Sep. 10, 2007.

www.leisurepoolsusa.com/Elegant/Moroccan_Outback_Blue_pg2.htm Sep. 10, 2007.

www.leisurepoolsusa.com/Elegant/Elegance_Australian_Blue_pg12.htm Sep. 10, 2007.

U.S. Appl. No. 29/278,237 as filed Jan. 11, 2007.

U.S. Appl. No. 29/278,237; Office Action, Oct. 2, 2007.

U.S. Appl. No. 29/278,237; Office Action, Mar. 19, 2007.

U.S. Appl. No. 29/278,237; Notice of Allowance, Aug. 8, 2008.

* cited by examiner

Primary Examiner—T. Chase Nelson

Assistant Examiner—Kathleen M Sims

(74) *Attorney, Agent, or Firm*—Marcus Benavides; Carr LLP

(57) **CLAIM**

I claim the ornamental design for a fiberglass swimming pool, as shown and described.

DESCRIPTION

FIG. 1 is a first perspective view of a fiberglass swimming pool showing my new design;

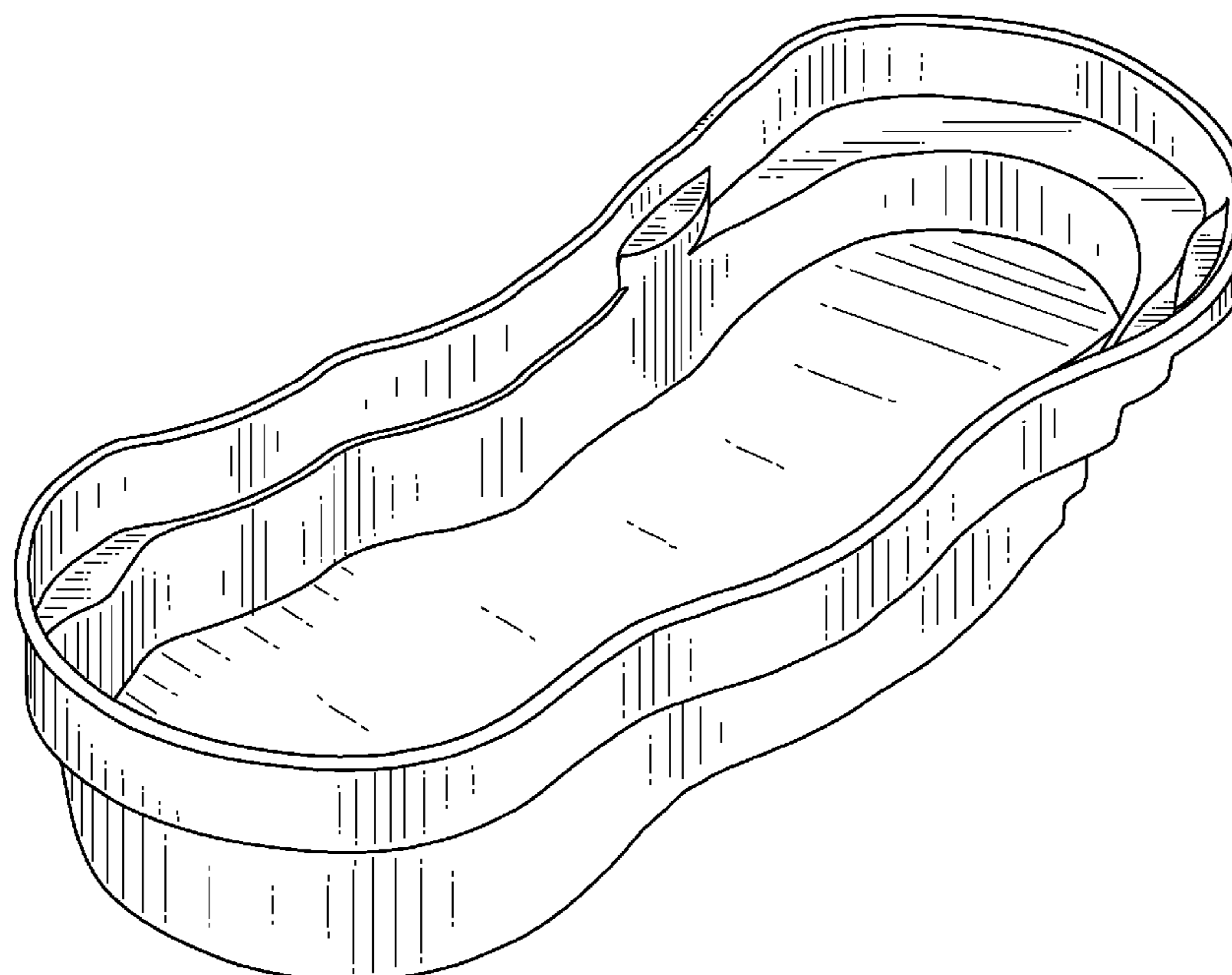
FIG. 2 is a second perspective view thereof;

FIG. 3 is a top plan view thereof;

FIG. 4 is a cross-sectional view of FIG. 3; and,

FIG. 5 is cross sectional view of FIG. 3.

1 Claim, 4 Drawing Sheets



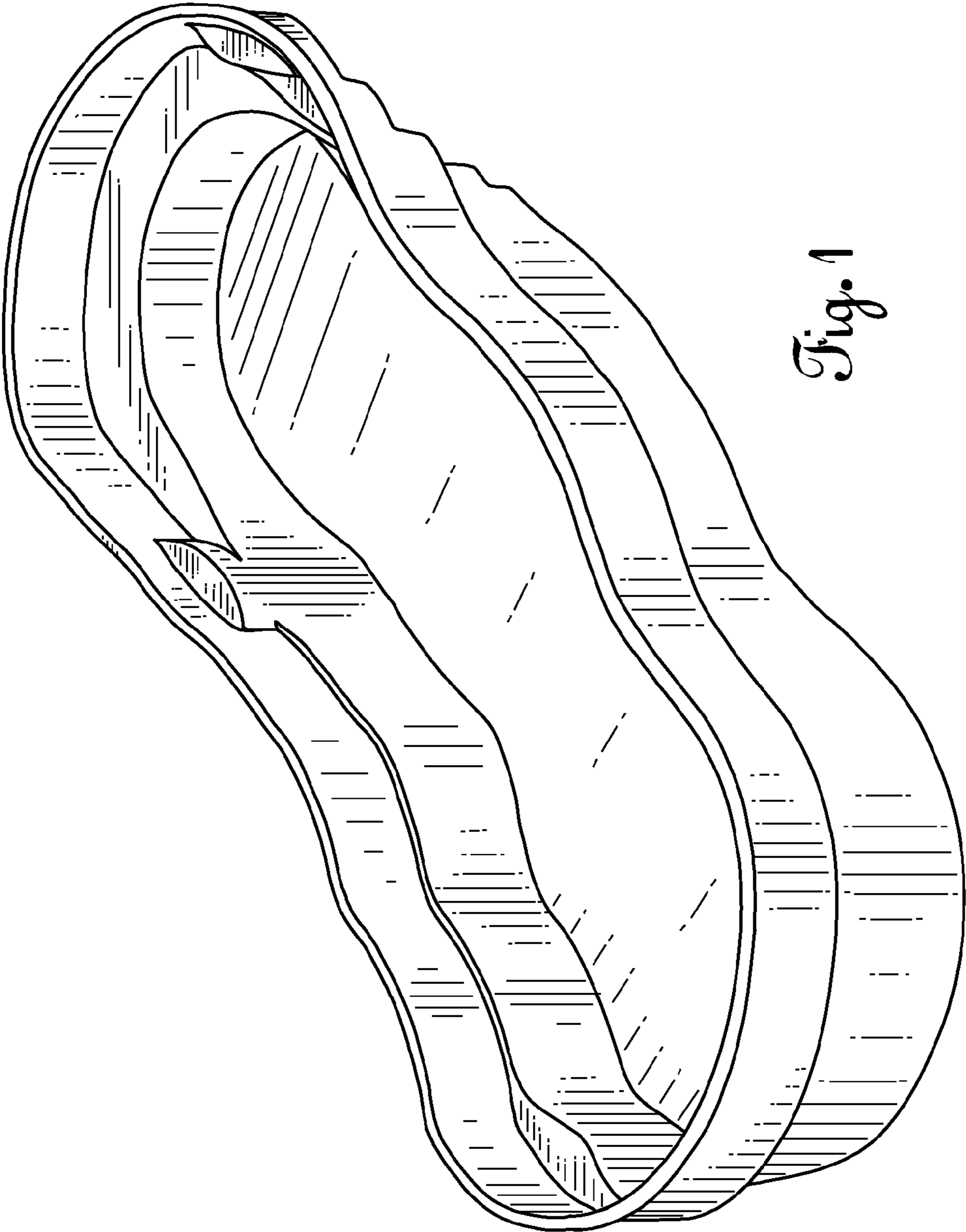


Fig. 1

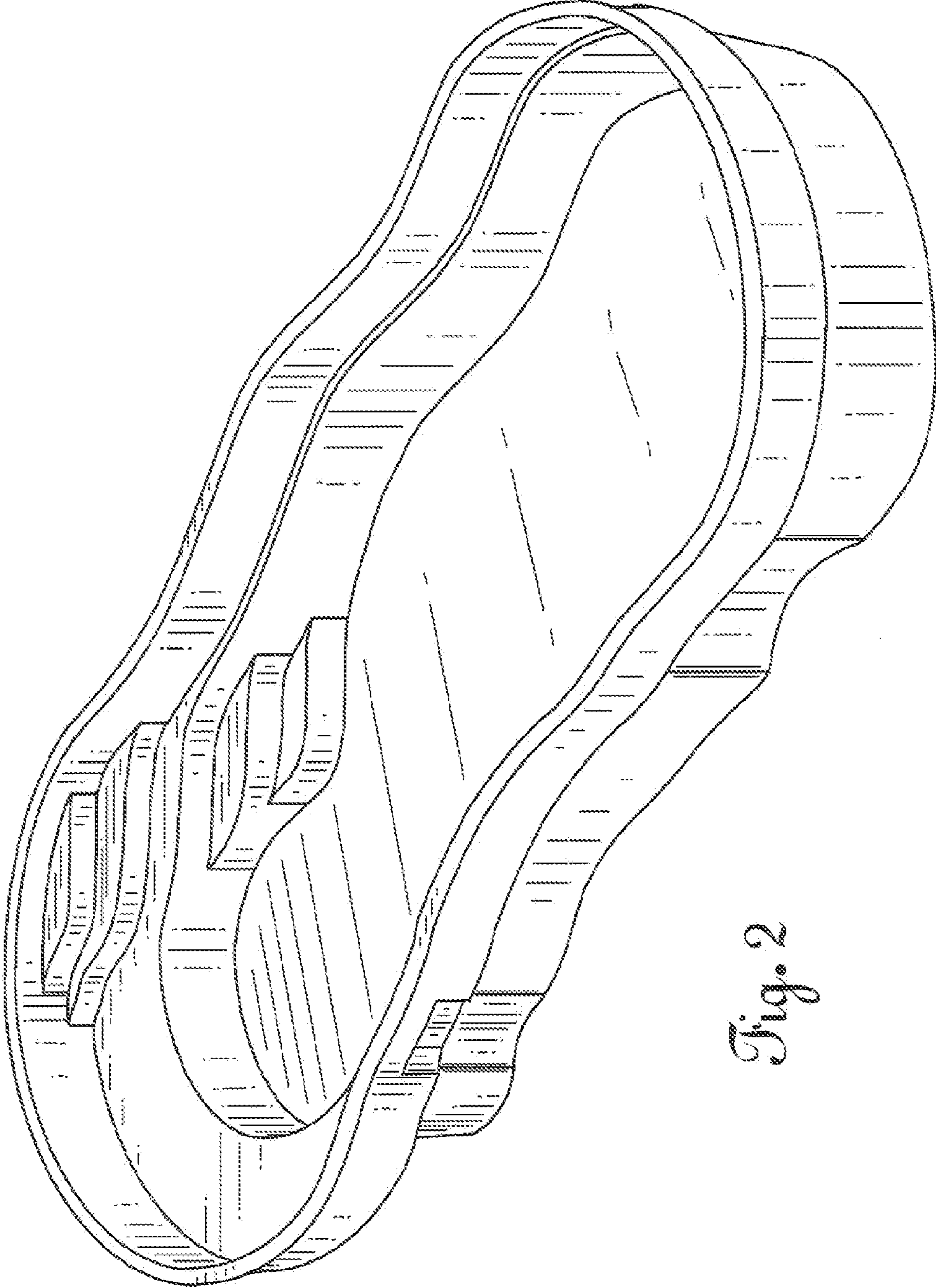


Fig. 2

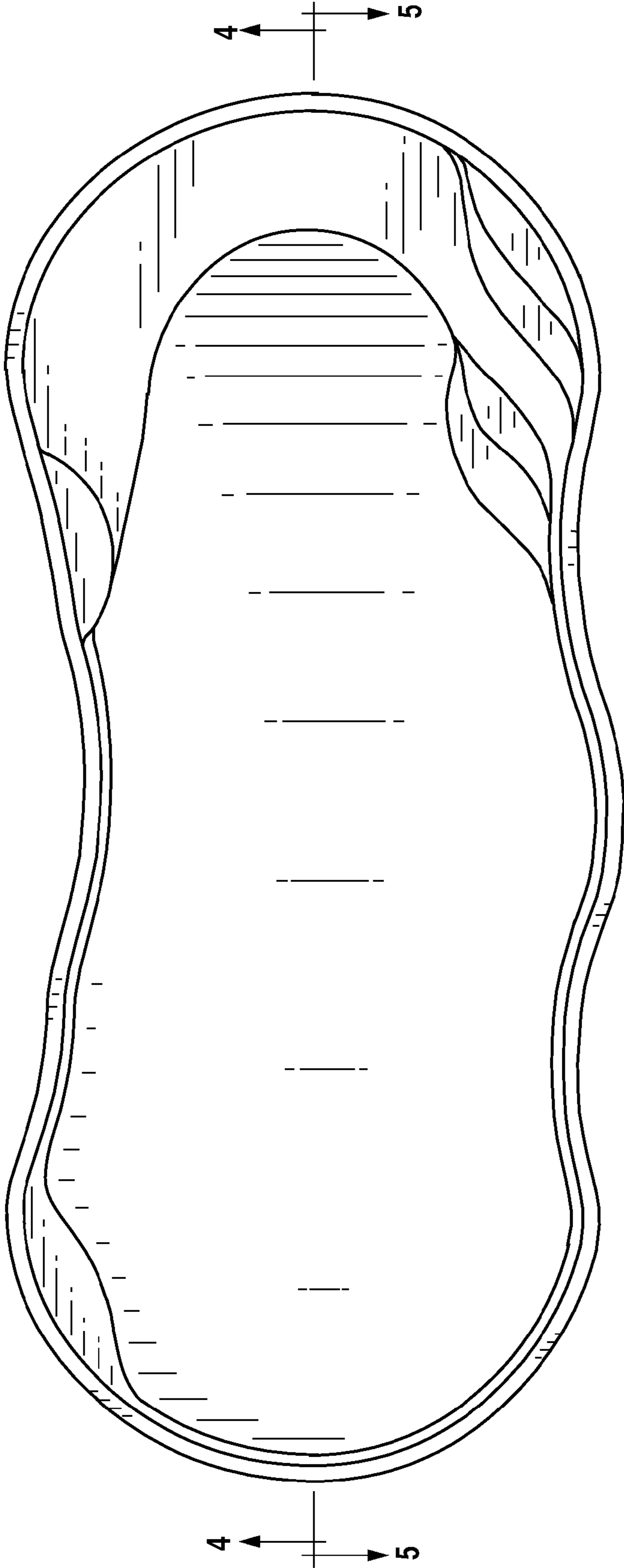


Fig. 3

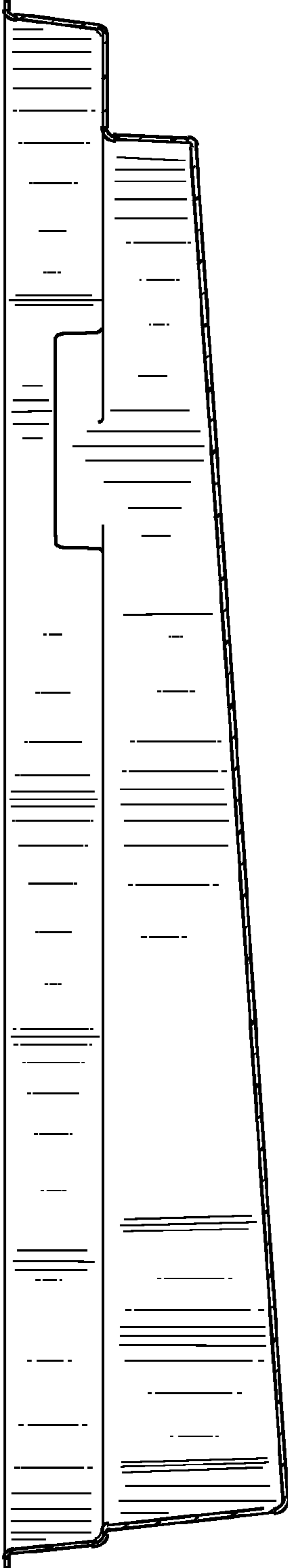


Fig. 4




Fig. 5