

US00D608893S

(12) **United States Design Patent**
Arbesman et al.

(10) **Patent No.:** **US D608,893 S**
(45) **Date of Patent:** **** Jan. 26, 2010**

(54) **ADHESIVE FLEXION EXTENSION BRACE**

(76) Inventors: **Ray Arbesman**, 42 Burton Road,
Toronto, ON (CA) M5P 1V2; **Kevin**
Jardine, 505 Eglinton Avenue West,
Suite 302, Toronto, ON (CA) M5N 1B1

(**) Term: **14 Years**

(21) Appl. No.: **29/332,051**

(22) Filed: **Feb. 6, 2009**

(30) **Foreign Application Priority Data**

Aug. 6, 2008 (CA) 127438

(51) **LOC (9) Cl.** **24-04**

(52) **U.S. Cl.** **D24/189**

(58) **Field of Classification Search** D24/189-192,
D24/206; D29/100, 101.3, 120.1; D2/627,
D2/702; 602/1-2, 4-8, 19-20, 26, 41, 54,
602/60-63, 65; 128/100.1, 876, 892, 894;
2/24, 162, 455; 219/211, 527, 544, 549
See application file for complete search history.

(56) **References Cited**

U.S. PATENT DOCUMENTS

- D242,955 S * 1/1977 Arluck D24/190
- 4,748,976 A * 6/1988 Cali 604/289
- 4,823,789 A * 4/1989 Beisang, III 128/207.18
- D307,184 S * 4/1990 McConnell D24/190
- D355,489 S * 2/1995 Almond D24/189
- 5,409,451 A * 4/1995 Daneman 602/21
- D365,194 S * 12/1995 Vargo D2/853
- 5,513,658 A * 5/1996 Goseki 128/882
- 5,514,081 A * 5/1996 Mann 602/20
- D385,356 S * 10/1997 Fabricant D24/189
- 5,711,312 A * 1/1998 Staudinger 128/845
- D393,073 S * 3/1998 Downing et al. D24/190
- D397,222 S * 8/1998 Humensky D24/190
- D424,699 S * 5/2000 Allen D24/189
- D446,913 S * 8/2001 Holden D2/916
- D448,850 S * 10/2001 Fabricant D24/189

- D452,325 S * 12/2001 Henderson D24/190
- D454,956 S * 3/2002 Visintainer D24/189
- D455,002 S * 4/2002 Holden D2/916
- D468,019 S * 12/2002 Slautterback D24/190
- D473,947 S * 4/2003 Jacobson D24/189
- D480,811 S * 10/2003 Horhota et al. D24/189
- D481,131 S * 10/2003 Saim et al. D24/189
- D484,985 S * 1/2004 Takizawa et al. D24/206
- D492,411 S * 6/2004 Bierman D24/128
- D495,419 S * 8/2004 Dunshee D24/189

(Continued)

OTHER PUBLICATIONS

Kenzo Kase, Jim Wallis, and Tsuyoshi Kase, *Clinical Therapeutic Applications of The Kinesio Taping Method*, 2nd Edition, 2003, 7 Pages (Cover Page, p. 4, pp. 120-124).

Primary Examiner—T. Chase Nelson
Assistant Examiner—Michelle E Wilson
(74) *Attorney, Agent, or Firm*—Patterson & Sheridan, LLP


(57) **CLAIM**

An ornamental design for an adhesive flexion extension brace, as shown and described.

DESCRIPTION

FIG. 1 is a top view of the adhesive flexion extension brace showing our new design; and,
FIG. 2 is a perspective view of the adhesive flexion extension brace when in condition for use.
The broken lines shown in the drawings are for illustrative purposes only and form no part of the claimed invention.

1 Claim, 2 Drawing Sheets



US D608,893 S

Page 2

U.S. PATENT DOCUMENTS

6,887,213	B2 *	5/2005	Smits	602/27	D571,923	S *	6/2008	Roberts	D24/192
6,929,613	B2 *	8/2005	Henderson et al.	602/5	D574,085	S *	7/2008	Lucchetti	D24/190
D511,573	S *	11/2005	Mueller et al.	D24/189	D575,874	S *	8/2008	Ormsby	D24/189
7,004,917	B2 *	2/2006	Henderson et al.	602/5	D580,064	S *	11/2008	Lin et al.	D24/190
D519,239	S *	4/2006	Katagiri	D28/4	D580,555	S *	11/2008	Lin et al.	D24/190
D524,946	S *	7/2006	Shaw et al.	D24/189	D580,593	S *	11/2008	Huntington	D28/4
D527,824	S *	9/2006	Mueller et al.	D24/189	2005/0197608	A1 *	9/2005	Taylor et al.	602/21
D544,607	S *	6/2007	Henry et al.	D24/189	2005/0197609	A1 *	9/2005	Mills	602/21
D545,972	S *	7/2007	Wieringa et al.	D24/190	2005/0228323	A1 *	10/2005	Tornai	602/5
D557,424	S *	12/2007	Knight	D24/189	2008/0319360	A1 *	12/2008	Zukowski	602/2

* cited by examiner




Fig. 1

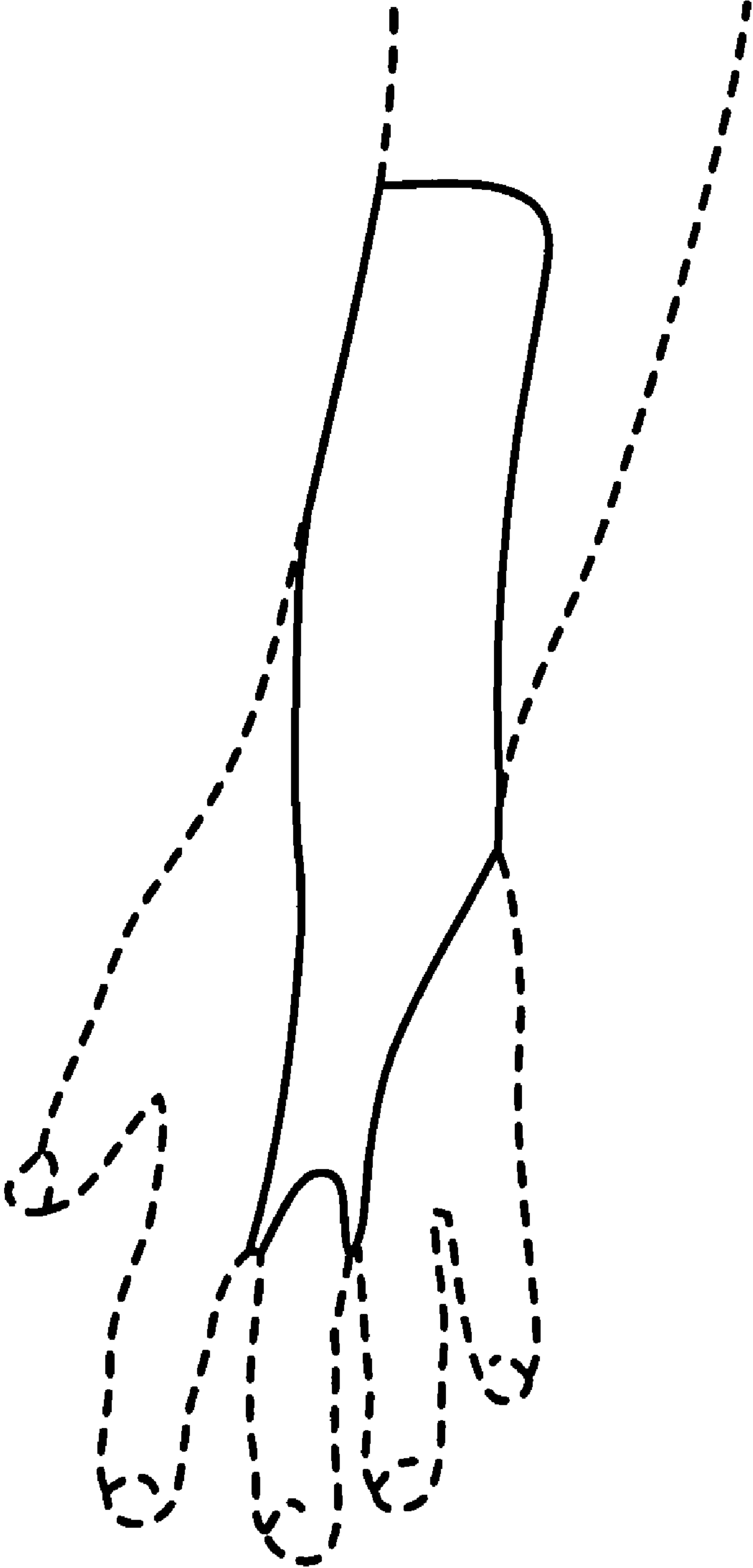


FIG. 2