



US00D608891S

(12) **United States Design Patent**
Zhukauskas et al.

(10) **Patent No.:** **US D608,891 S**
(45) **Date of Patent:** **** *Jan. 26, 2010**

(54) **SET OF ORTHOPEDIC BONE BLOCK ASSEMBLIES**

D336,683 S 6/1993 Inoue et al.

(75) Inventors: **Arunas A. Zhukauskas**, Gainesville, FL (US); **Todd E. Goede**, Alachua, FL (US); **Lauren M. Brown**, Gainesville, FL (US); **John R. Bianchi**, Gainesville, FL (US); **Wesley I. Lewis**, Archer, FL (US); **Joe Kutsavage**, High Springs, FL (US)

(Continued)

OTHER PUBLICATIONS

Advertisement for LinX HT Hamstring Tendon Polymer Fastener by Innovative Devices, Inc.

(Continued)

Primary Examiner—Charles A Rademaker

(73) Assignee: **RTI Biologics, Inc.**, Alachua, FL (US)

(74) *Attorney, Agent, or Firm*—McAndrews, Held & Malloy, Ltd.

(**) Term: **14 Years**

(21) Appl. No.: **29/329,502**

(57) **CLAIM**

(22) Filed: **Dec. 16, 2008**

The ornamental design for a set of orthopedic bone block assemblies, as shown and described.

Related U.S. Application Data

DESCRIPTION

(63) Continuation of application No. 29/255,376, filed on Mar. 6, 2006, now Pat. No. Des. 583,054, which is a continuation of application No. 11/073,400, filed on Mar. 4, 2005, and a continuation of application No. 11/313,280, filed on Dec. 19, 2005.

FIG. 1 is a perspective view of a set of orthopedic bone block assemblies showing our new design;

FIG. 2 is a front elevation thereof;

(51) **LOC (9) Cl.** **24-02**

(52) **U.S. Cl.** **D24/155**

(58) **Field of Classification Search** D24/155-156; D8/387; 606/61, 72, 281, 292; 623/17.11, 623/17.16, 286, 17.12, 17.14, 17.17
See application file for complete search history.

FIG. 3 is a back elevation thereof;

FIG. 4 is a left side elevation thereof, the side opposite being a mirror image;

FIG. 5 is a top plan view thereof;

FIG. 6 is a bottom plan view thereof;

(56) **References Cited**

U.S. PATENT DOCUMENTS

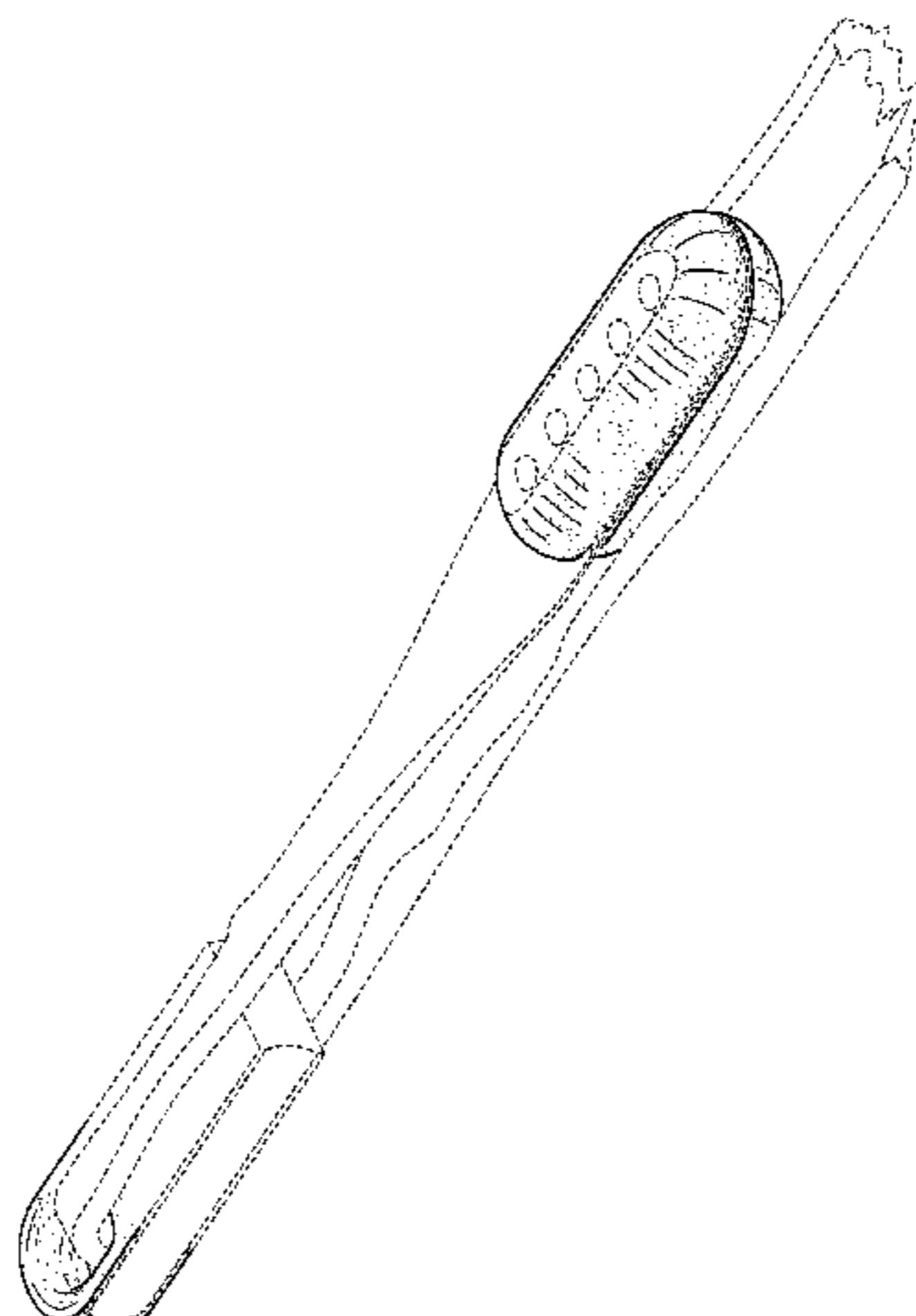
3,705,586	A	12/1972	Sarracino	
4,034,444	A	7/1977	Moertel	
4,349,921	A *	9/1982	Kuntz	623/17.16
4,611,592	A	9/1986	Talboy	
4,781,183	A	11/1988	Casey et al.	
4,911,710	A	3/1990	Milthorpe et al.	
4,927,421	A	5/1990	Goble et al.	
5,067,962	A	11/1991	Campbell et al.	
5,092,887	A	3/1992	Gendler	

FIG. 7 is a bottom plan view thereof showing the environmental structures in an alternate position; and,

FIG. 8 is a left side elevation thereof showing the environmental structures in an alternate position.

The broken lines in the drawings located on the two bone blocks are included for the purpose of defining the boundaries of the claimed subject matter and form no part of the claimed design. The other broken lines are included for the purpose of illustrating environmental subject matter and form no part of the claimed design.

1 Claim, 3 Drawing Sheets



US D608,891 S

Page 2

U.S. PATENT DOCUMENTS

5,383,878 A 1/1995 Roger et al.
5,425,767 A 6/1995 Steininger et al.
5,443,509 A 8/1995 Boucher et al.
5,531,747 A 7/1996 Ray
5,766,252 A 6/1998 Henry et al.
5,772,664 A 6/1998 DeSatnick et al.
5,846,484 A 12/1998 Scarborough et al.
5,888,224 A * 3/1999 Beckers et al. 623/17.16
5,897,570 A 4/1999 Palleva et al.
5,951,560 A 9/1999 Simon et al.
5,968,046 A * 10/1999 Castleman 606/286
6,001,100 A 12/1999 Sherman et al.
6,025,538 A 2/2000 Yaccarino
6,080,158 A 6/2000 Lin
6,110,210 A * 8/2000 Norton et al. 623/17.16
6,123,731 A 9/2000 Boyce et al.
6,200,347 B1 3/2001 Anderson et al.
6,270,528 B1 * 8/2001 McKay 623/17.11
6,287,309 B1 * 9/2001 Baccelli et al. 606/292
6,368,325 B1 4/2002 McKinley et al.
D463,559 S 9/2002 Bryant et al.
6,454,770 B1 * 9/2002 Klaue 606/281
6,482,584 B1 11/2002 Mills et al.
6,497,726 B1 12/2002 Carter et al.
6,592,622 B1 7/2003 Ferguson
D479,331 S 9/2003 Pike et al.
6,613,278 B1 9/2003 Mills et al.
6,632,247 B2 10/2003 Boyer, II et al.
6,652,818 B1 11/2003 Mills et al.
6,730,124 B2 5/2004 Steiner
6,761,739 B2 7/2004 Shepard
6,805,713 B1 10/2004 Carter et al.
6,890,354 B2 5/2005 Steiner et al.
6,893,462 B2 5/2005 Buskirk et al.
7,011,684 B2 3/2006 Eckman
7,141,066 B2 11/2006 Steiner et al.

D533,277 S 12/2006 Blain
7,169,183 B2 1/2007 Liu et al.
D536,453 S 2/2007 Young et al.
7,217,293 B2 5/2007 Branch, Jr.
D552,734 S 10/2007 Eckman
D553,745 S 10/2007 Park
7,351,262 B2 4/2008 Bindseil et al.
D583,053 S * 12/2008 Zhukauskas et al. D24/155
D583,055 S * 12/2008 Lewis et al. D24/155
D583,056 S * 12/2008 Goede et al. D24/155
D583,473 S * 12/2008 Goede et al. D24/155
2001/0031254 A1 10/2001 Bianchi et al.
2002/0029084 A1 3/2002 Paul et al.
2002/0072806 A1 6/2002 Buskirk et al.
2003/0023304 A1 1/2003 Carter et al.
2003/0171810 A1 9/2003 Steiner
2003/0171811 A1 9/2003 Steiner et al.
2004/0030385 A1 2/2004 Steiner
2004/0210308 A1 10/2004 Carter et al.
2005/0015940 A1 1/2005 Stafford
2005/0059987 A1 3/2005 Hermann et al.
2005/0152881 A1 7/2005 Mills et al.
2005/0159812 A1 7/2005 Dinger, III et al.
2005/0228378 A1 10/2005 Kalfas et al.
2005/0229323 A1 10/2005 Mills et al.

OTHER PUBLICATIONS

Non-Final Rejection corresponding to U.S. Appl. No. 11/073,202, mailed Aug. 5, 2008.

Non-Final Rejection corresponding to U.S. Appl. No. 11/073,400, mailed Sep. 8, 2008.

Non-Final Rejection corresponding to U.S. Appl. No. 11/073,281, mailed Aug. 5, 2008.

Non-Final Rejection corresponding to U.S. Appl. No. 11/313,280, mailed Sep. 30, 2008.

* cited by examiner

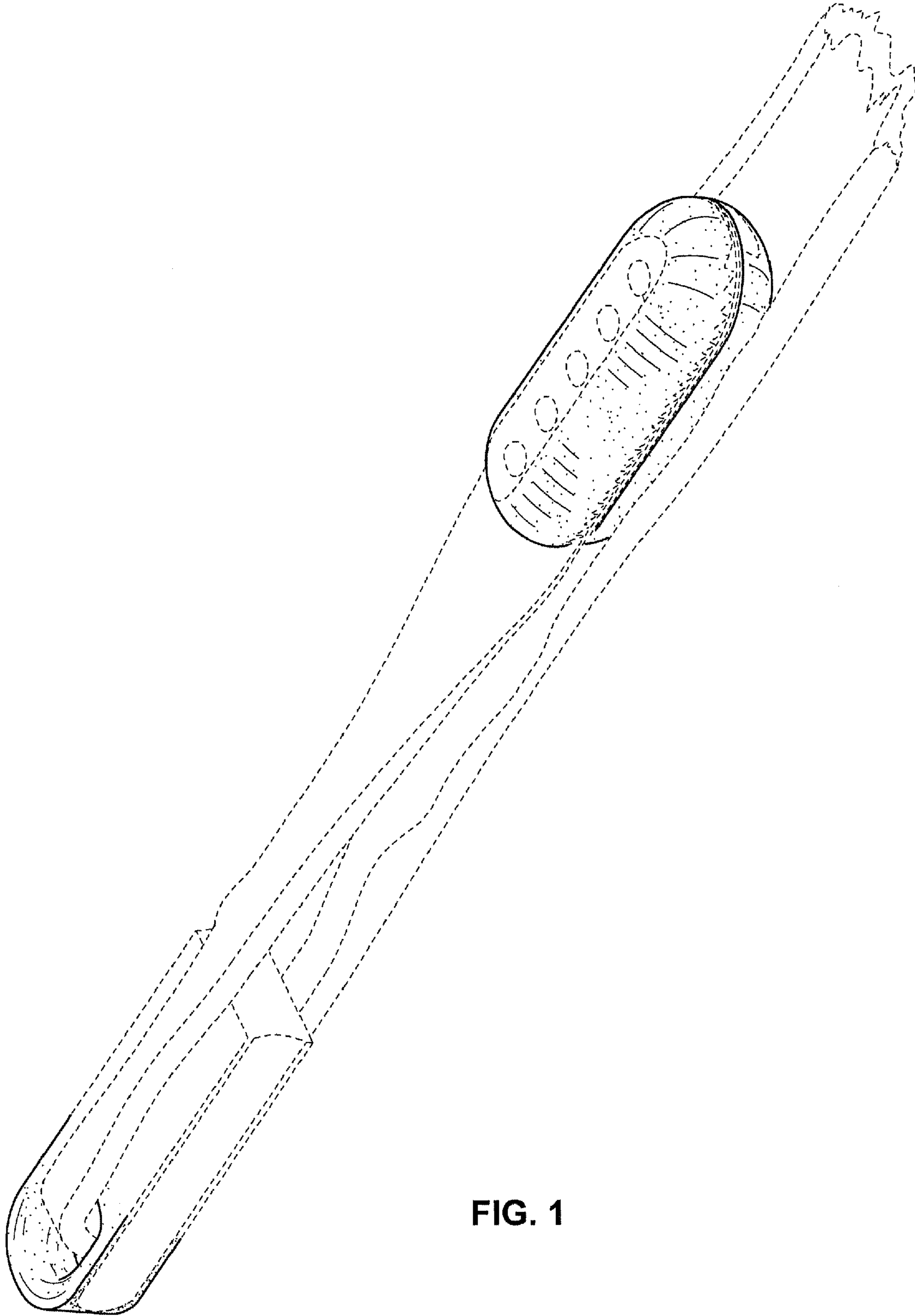


FIG. 1

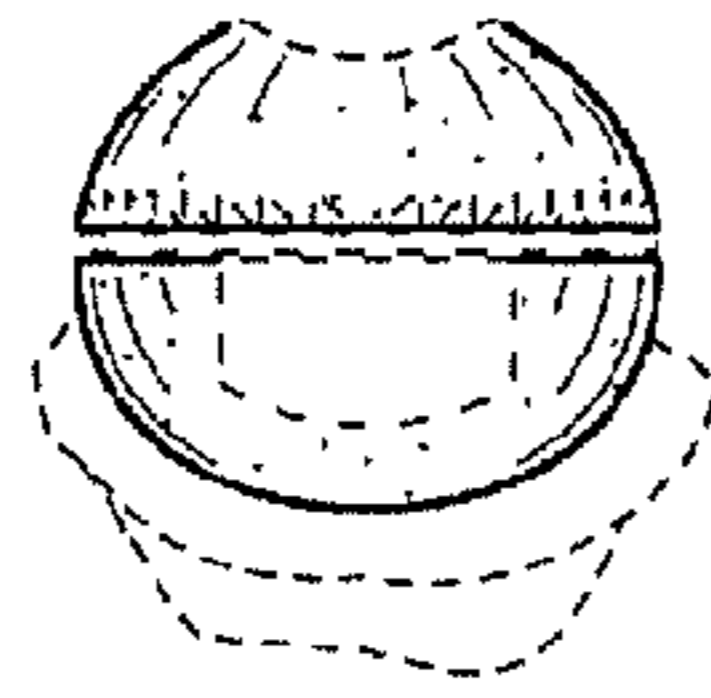


FIG. 2

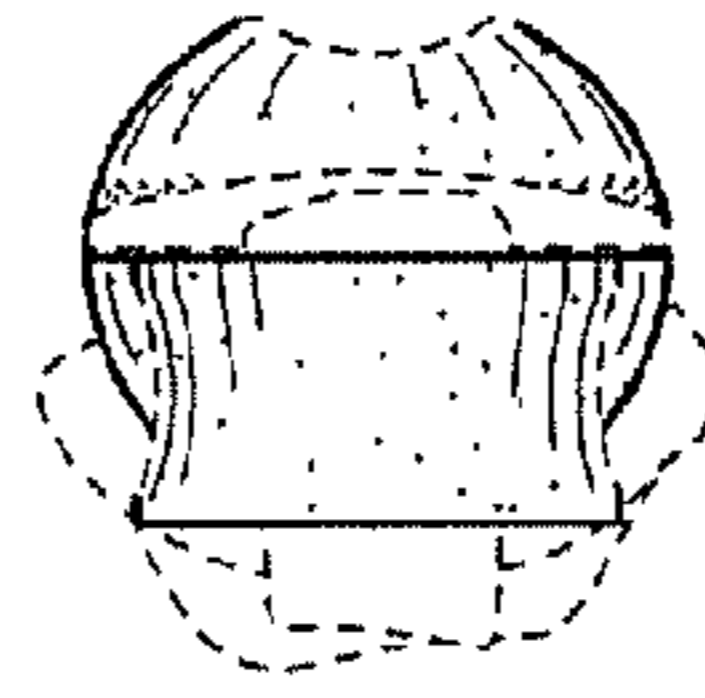


FIG. 3

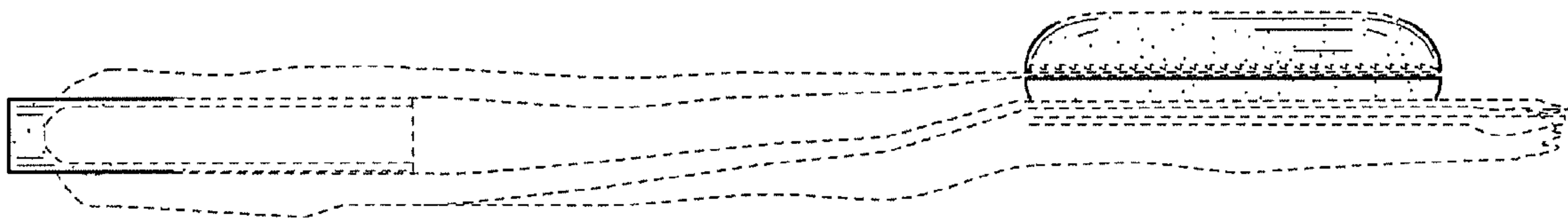


FIG. 4

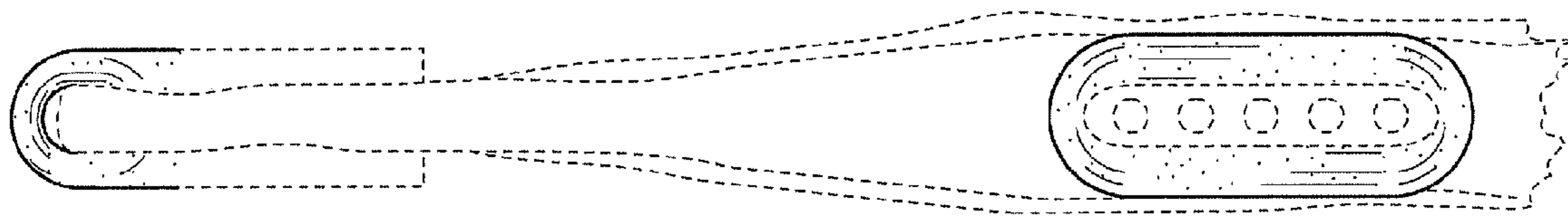


FIG. 5

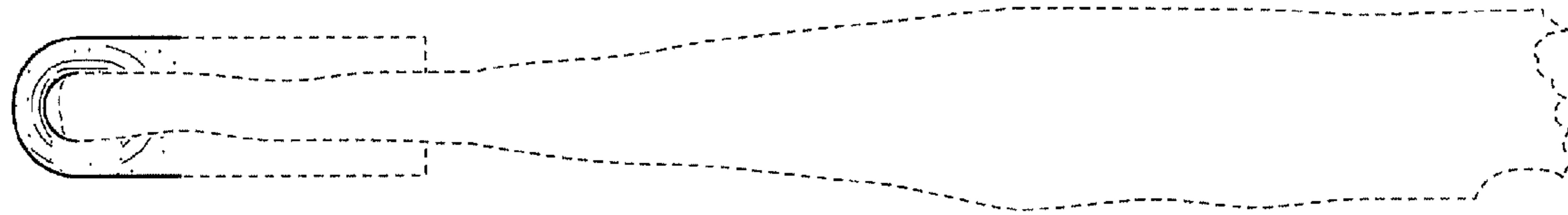


FIG. 6

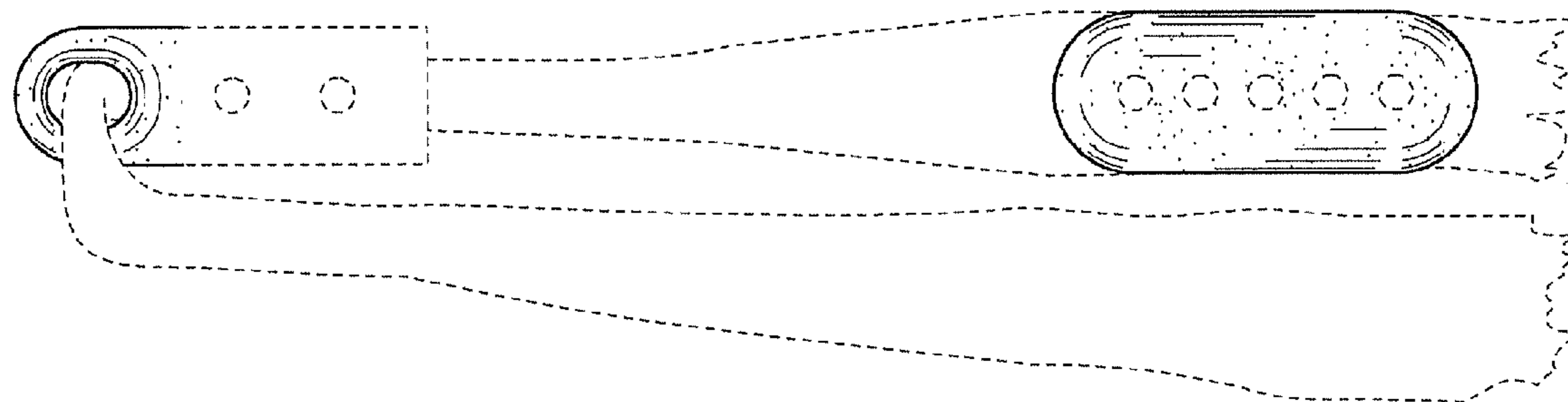


FIG. 7

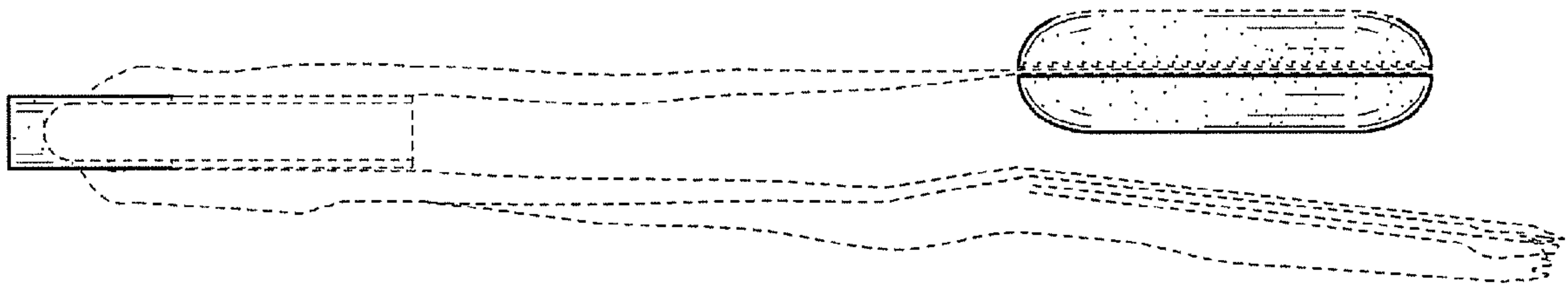


FIG. 8