



US00D608841S

(12) **United States Design Patent**  
**Lo et al.**

(10) **Patent No.:** **US D608,841 S**  
(45) **Date of Patent:** **\*\* Jan. 26, 2010**

(54) **WAND**  
(75) Inventors: **Lap Shun Lo**, Hong Kong (CN); **Wai Chung Lo**, Hong Kong (CN)  
(73) Assignee: **Wing Hing Manufacturing Co. Ltd.**, Hong Kong (CN)

3,968,262 A \* 7/1976 Hodska ..... 426/134  
D318,304 S \* 7/1991 Neuroth et al. .... D21/402  
5,653,620 A \* 8/1997 Lin ..... 446/15  
6,287,165 B1 \* 9/2001 Lin ..... 446/16  
6,524,155 B1 \* 2/2003 Lin ..... 446/16  
6,595,822 B1 \* 7/2003 Thai ..... 446/16  
2004/0198133 A1 \* 10/2004 Bianco et al. .... 446/15

\* cited by examiner

(\*\*) Term: **14 Years**

*Primary Examiner*—Catherine Tuttle

(21) Appl. No.: **29/341,789**

(74) *Attorney, Agent, or Firm*—Baker & McKenzie LLP

(22) Filed: **Aug. 12, 2009**

(57) **CLAIM**

(51) **LOC (9) Cl.** ..... **21-01**

The ornamental design for a wand, as shown and described.

(52) **U.S. Cl.** ..... **D21/402**

**DESCRIPTION**

(58) **Field of Classification Search** ..... D21/398,  
D21/399, 401, 402, 405–408, 568; D1/102,  
D1/105; D4/104–199; D7/642–664, 669–700,  
D7/393–395; D8/107, 300–322, DIG. 4,  
D8/DIG. 5, DIG. 7; D9/600–681, 715, 718,  
D9/723–725, 434–436, 439–441, 443, 447,  
D9/449; D19/44, 54–58, 66, 71; D24/193–196;  
D28/7, 8, 64.1, 64.4–64.7, 68, 77; D30/158,  
D30/159; D32/40–52, 74; 446/15–21, 74,  
446/267, 475; 215/227, 228, 298, 305, 355;  
401/118–130

FIG. 1 is a perspective view of a wand in accordance with our design;

FIG. 2 is a front elevation view of the wand in accordance with our design, the opposite view being a mirror image of that shown;

FIG. 3 is a side elevation view of the wand in accordance with our design, the opposite view being a mirror image of that shown;

FIG. 4 is a top plan view of the wand in accordance with our design; and,

FIG. 5 is a bottom plan view of the wand in accordance with our design.

See application file for complete search history.

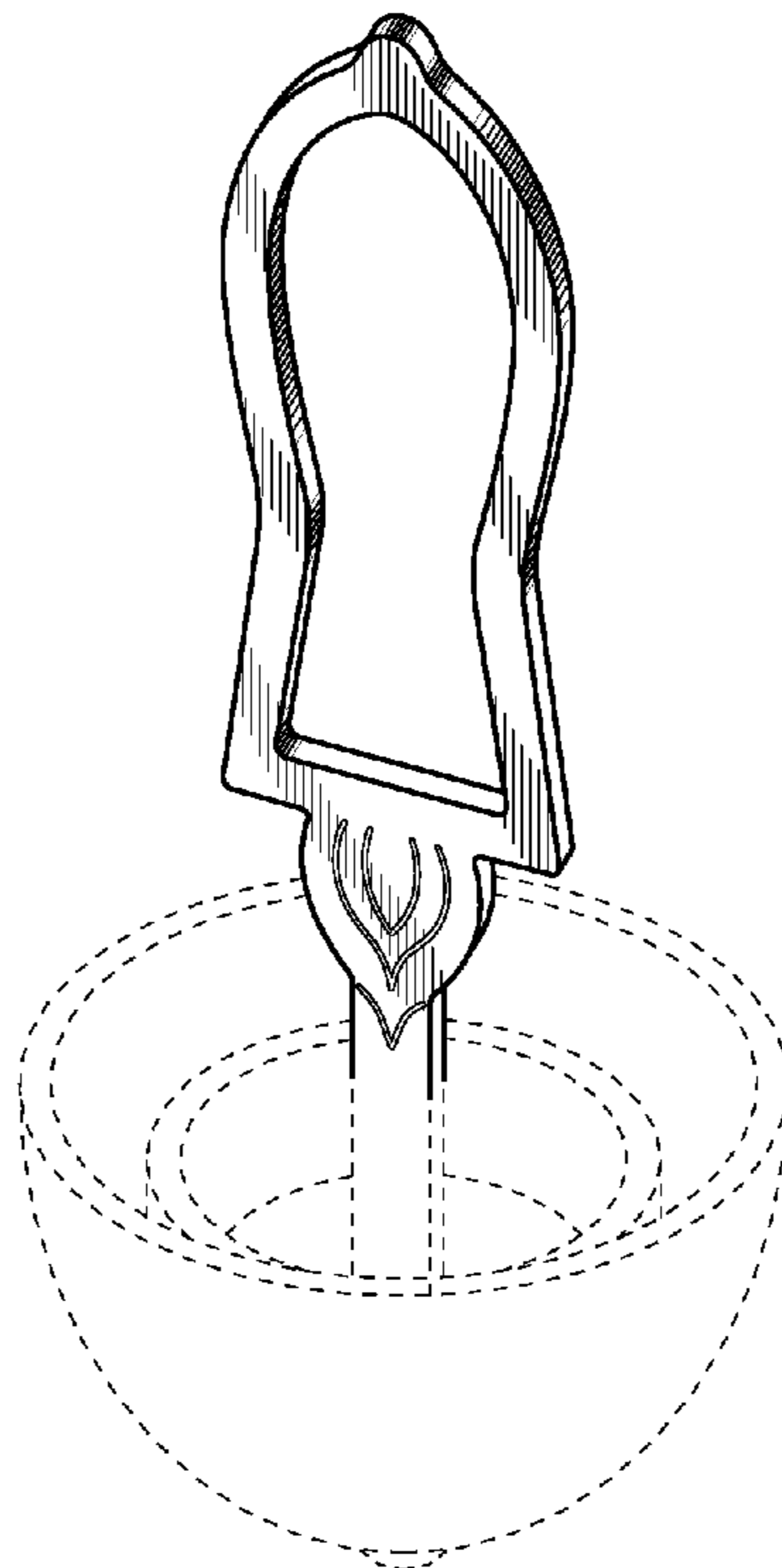
The broken lines showing environmental structure are for illustrative purposes only and form no part of the claimed design.

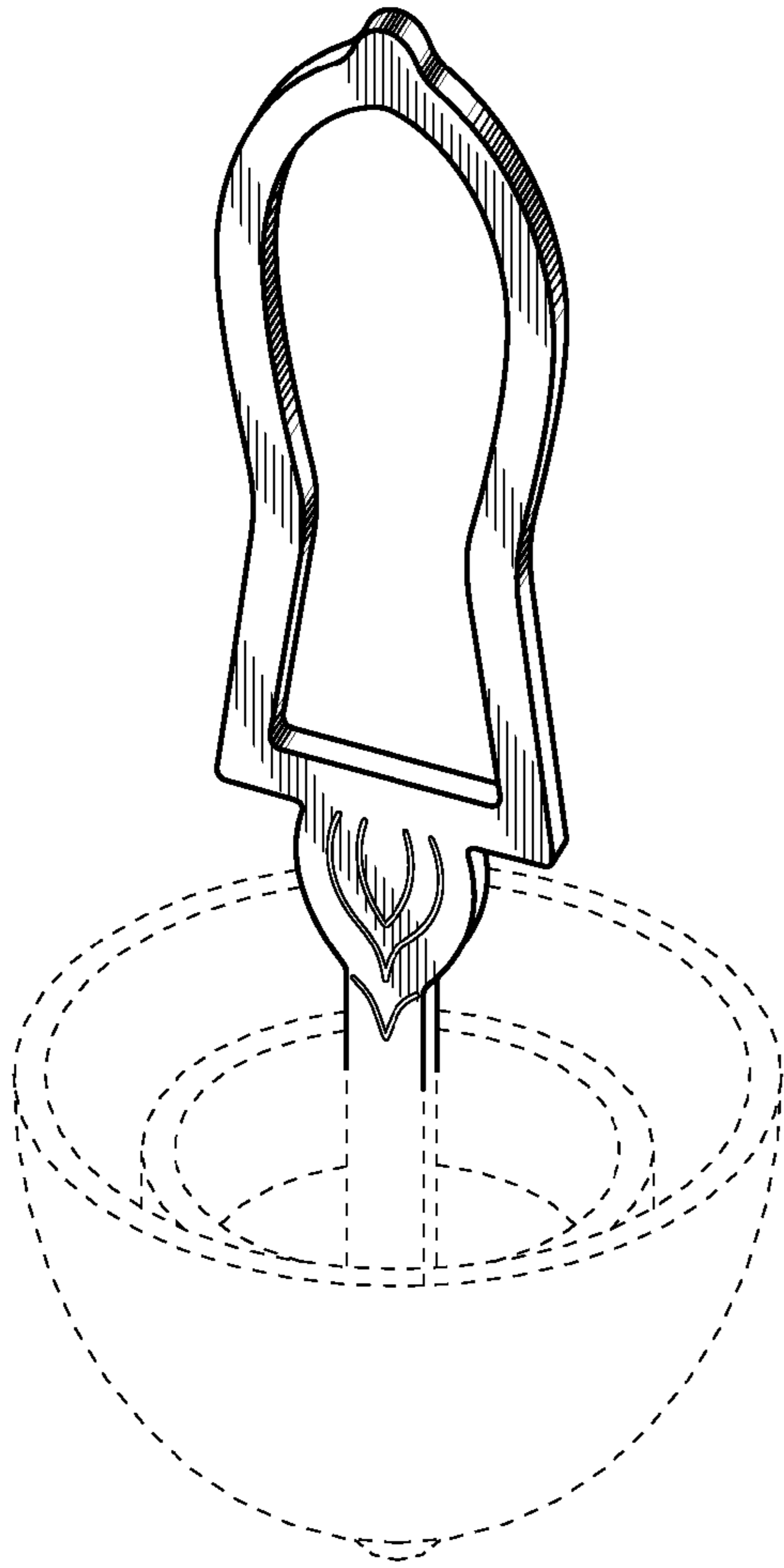
(56) **References Cited**

**U.S. PATENT DOCUMENTS**

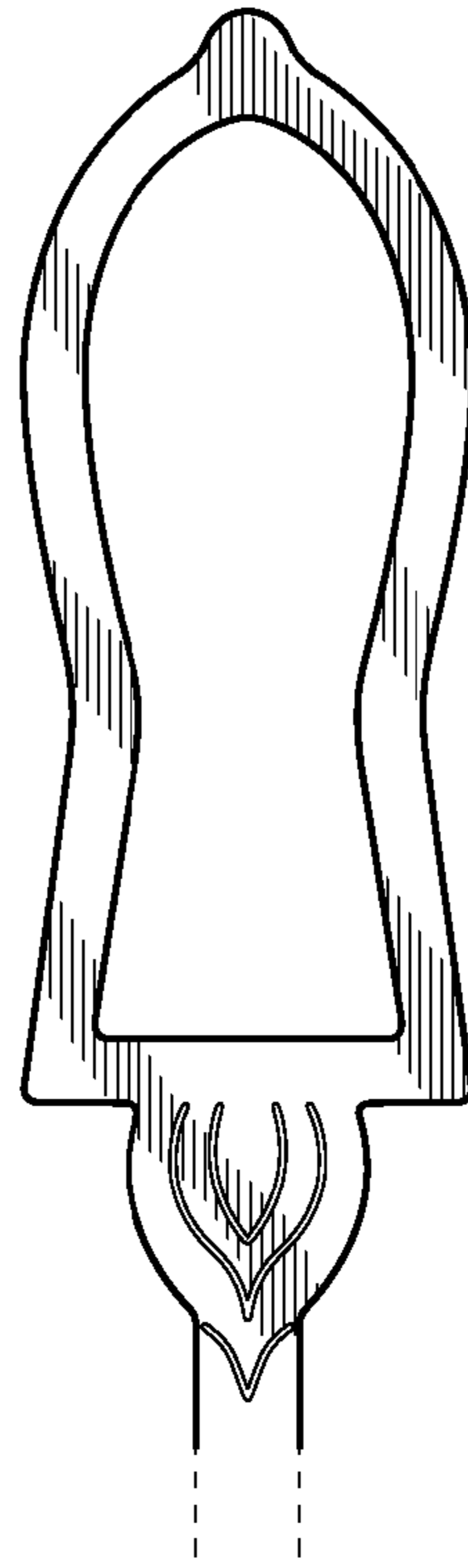
D2,992 S \* 3/1868 White ..... D7/653  
D16,781 S \* 7/1886 Cox ..... D7/649  
D24,534 S \* 8/1895 Hirsch ..... D7/663  
2,187,145 A \* 1/1940 Brown ..... 30/129

**1 Claim, 1 Drawing Sheet**





*Fig.1*



*Fig.2*



*Fig.3*



*Fig.4*



*Fig.5*