



US00D608831S

(12) **United States Design Patent**  
**Taylor et al.**

(10) **Patent No.:** **US D608,831 S**  
(45) **Date of Patent:** **\*\* Jan. 26, 2010**

(54) **PORTABLE BANNER DISPLAY**

(75) Inventors: **Ian Taylor**, Inver Grove Heights, MN (US); **Scott Parizek**, Lakeville, MN (US); **Mark A. Fritsche**, Eagan, MN (US)

(73) Assignee: **Skyline Displays, Inc.**, Eagan, MN (US)

(\*\*) Term: **14 Years**

(21) Appl. No.: **29/327,756**

(22) Filed: **Nov. 12, 2008**

(51) **LOC (9) Cl.** ..... **20-03**

(52) **U.S. Cl.** ..... **D20/10**

(58) **Field of Classification Search** ..... D20/10, D20/17, 19, 21, 39, 40, 42, 99; 40/124.01, 40/124.02, 124.08, 124.09, 124.16, 124.191, 40/124.19, 538-541, 584, 603-605, 606.12, 40/610, 611.01, 624; D10/109; D6/332; 116/63 P; 248/165, 166; 362/812

See application file for complete search history.

(56) **References Cited**

**U.S. PATENT DOCUMENTS**

4,658,560 A 4/1987 Beaulieu  
4,700,498 A \* 10/1987 Perutz et al. .... 40/603  
D390,879 S \* 2/1998 Justen et al. .... D20/10

(Continued)

**FOREIGN PATENT DOCUMENTS**

WO WO 00/47508 8/2000

(Continued)

**OTHER PUBLICATIONS**

1 page, prior to Nov. 12, 2007.

*Primary Examiner*—Janice E Seeger

*Assistant Examiner*—Mary Ann Calabrese

(74) *Attorney, Agent, or Firm*—Patterson, Thunte, Skaar & Christensen, P.A.

(57) **CLAIM**

We claim the ornamental design for portable banner display, as shown and described.

**DESCRIPTION**

FIG. 1 is a front perspective view of a portable banner display according to a first embodiment of the invention. The view from the adjacent front corner being a mirror image thereof.

FIG. 2 is a front perspective view of a portable banner display according to a second embodiment of the invention. The view from the adjacent front corner being a mirror image thereof.

FIG. 3 is a front perspective view of a portable banner display according to a third embodiment of the invention. The view from the adjacent front corner being a mirror image thereof.

FIG. 4 is a back elevational view of a portable banner display according to the first embodiment of the invention.

FIG. 5 is a back elevational view of a portable banner display according to the second embodiment of the invention.

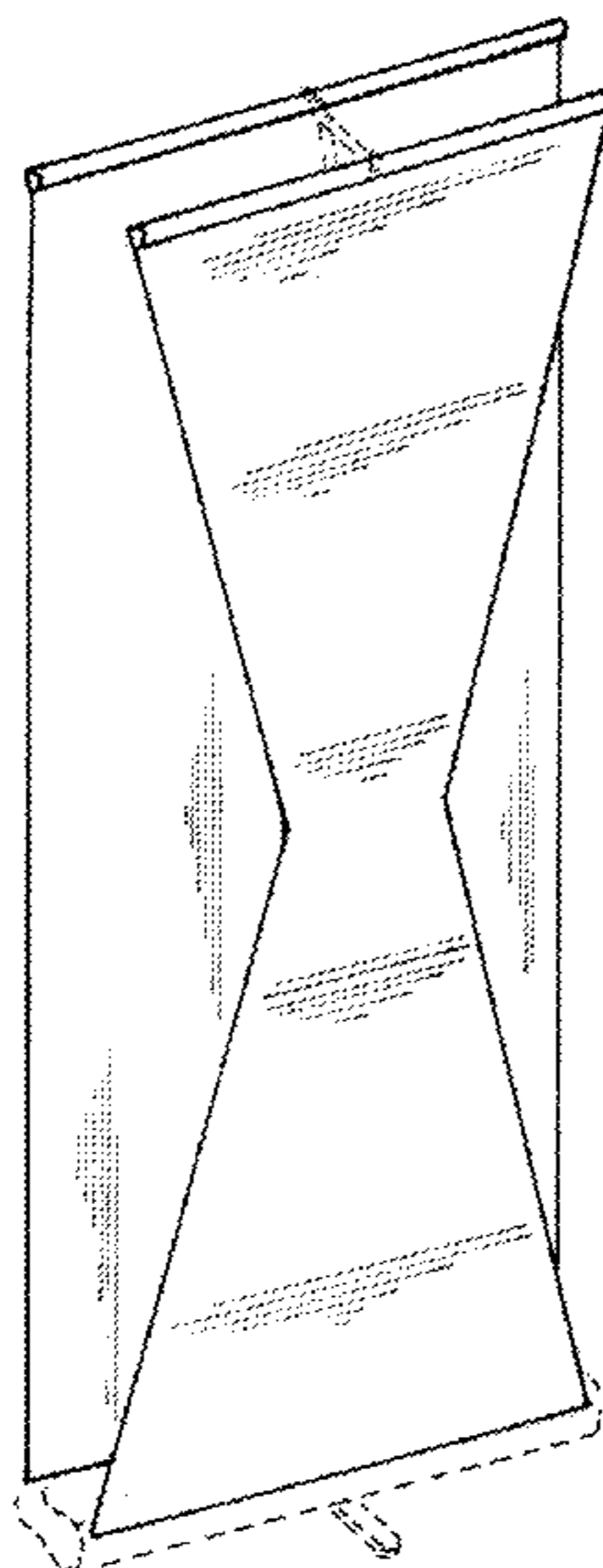
FIG. 6 is a back elevational view of a portable banner display according to the third embodiment of the invention; and,

FIG. 7 is a side elevational view of a portable banner display according to the first, second, and third embodiments of the invention. The view from the opposite side being a mirror image thereof.

In the drawings, the broken lines represent environmental structure forming no part of the claimed design.

The banners has surface shading to show the flat surfaces of the banners.

**1 Claim, 4 Drawing Sheets**



# US D608,831 S

Page 2

## U.S. PATENT DOCUMENTS

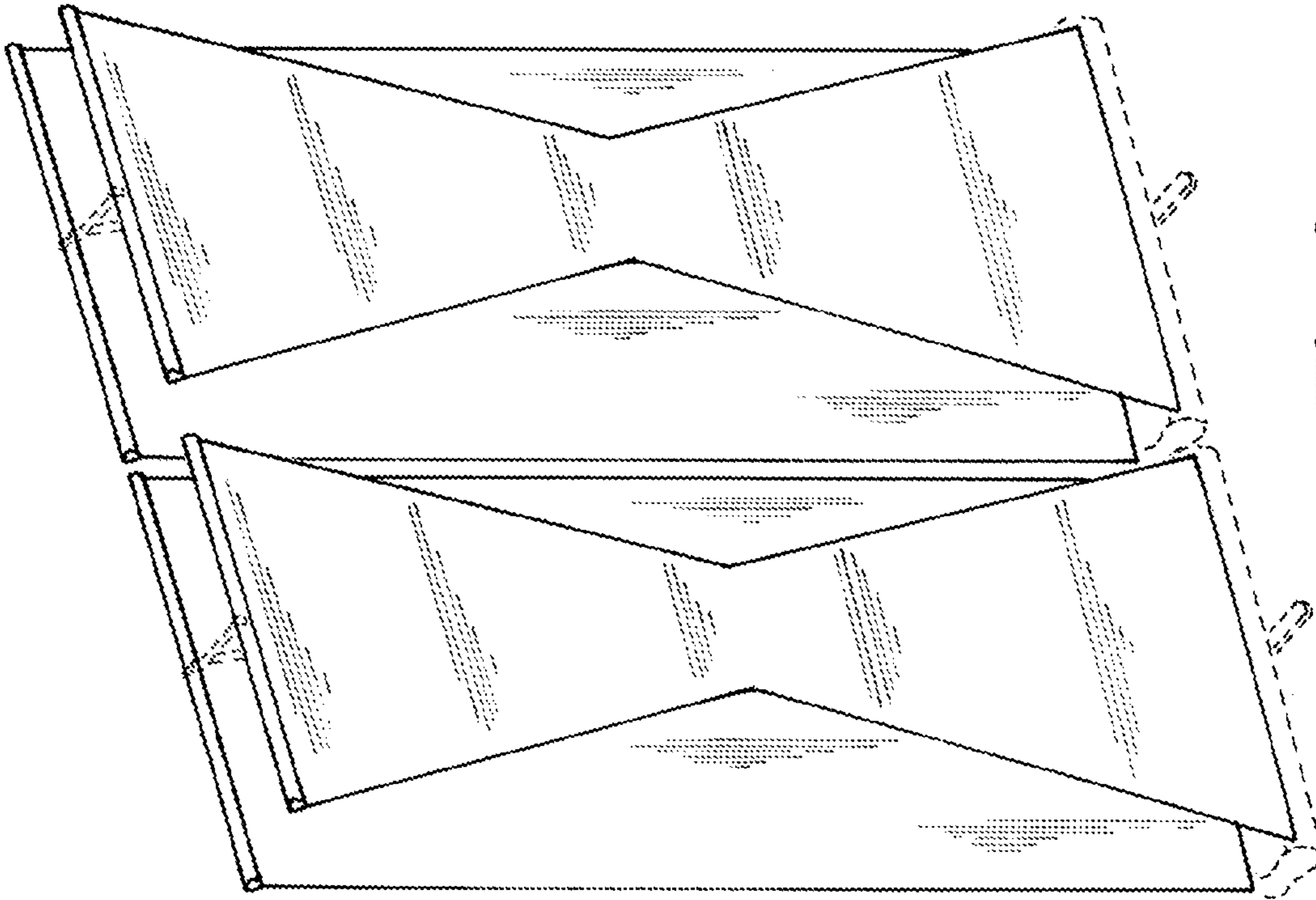
D434,806 S \* 12/2000 Justen et al. .... D20/10  
D434,807 S \* 12/2000 Justen et al. .... D20/10  
6,161,320 A \* 12/2000 Peterson ..... 40/605  
D449,169 S \* 10/2001 Bennie et al. .... D6/332  
6,454,227 B1 \* 9/2002 LaMotte ..... 248/165  
D468,362 S 1/2003 Zarelius  
6,508,195 B1 \* 1/2003 Tipaldo ..... 116/63 P  
6,571,496 B2 6/2003 Zarelius  
6,598,840 B1 \* 7/2003 Siegl ..... 248/166  
6,829,869 B1 12/2004 Savoie  
6,836,988 B2 \* 1/2005 Zarelius ..... 40/610  
D508,344 S 8/2005 Hwang

6,951,283 B2 10/2005 Savoie  
7,024,834 B2 4/2006 Gimpel  
7,337,567 B2 3/2008 Fritsche  
D576,683 S \* 9/2008 Frey ..... D20/10  
7,478,493 B2 \* 1/2009 Brown ..... 40/610  
2002/0050083 A1 5/2002 Zarelius  
2006/0107571 A1 \* 5/2006 Steer ..... 40/606.12

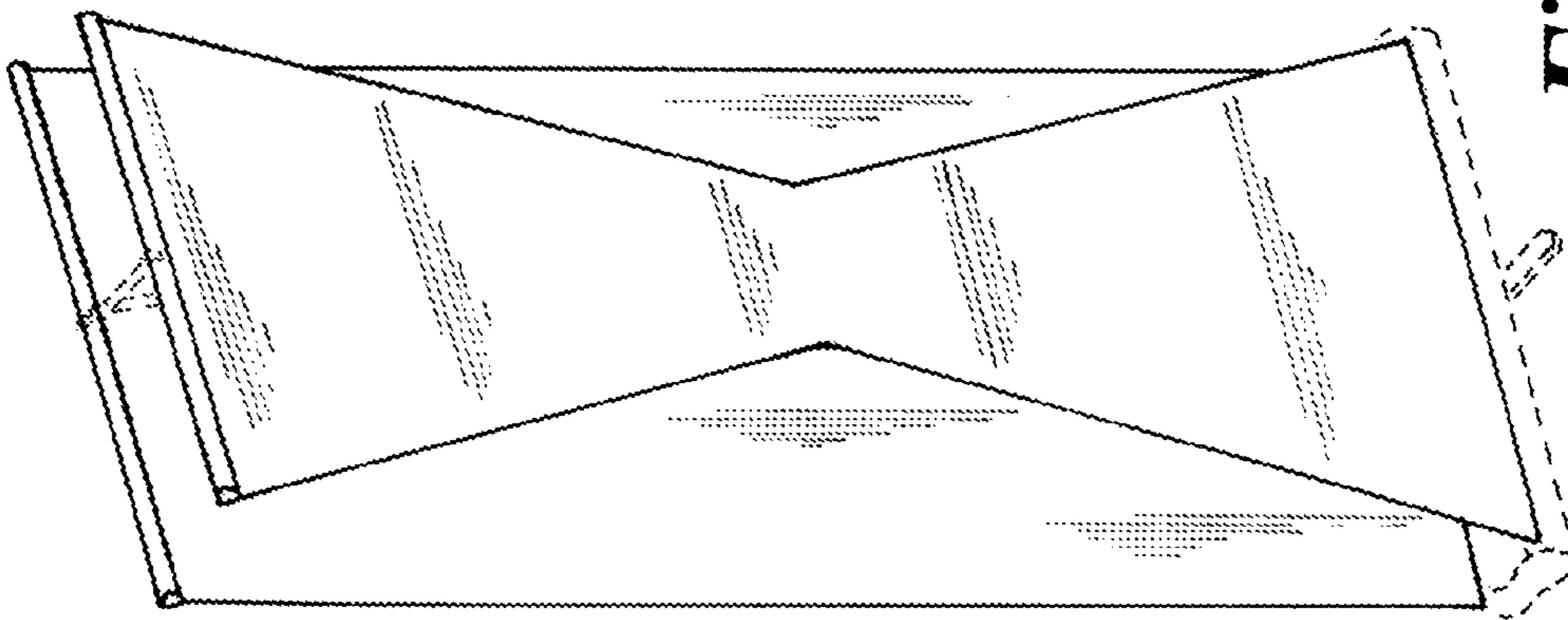
## FOREIGN PATENT DOCUMENTS

WO WO 01/35381 5/2001  
WO WO 01/91092 11/2001

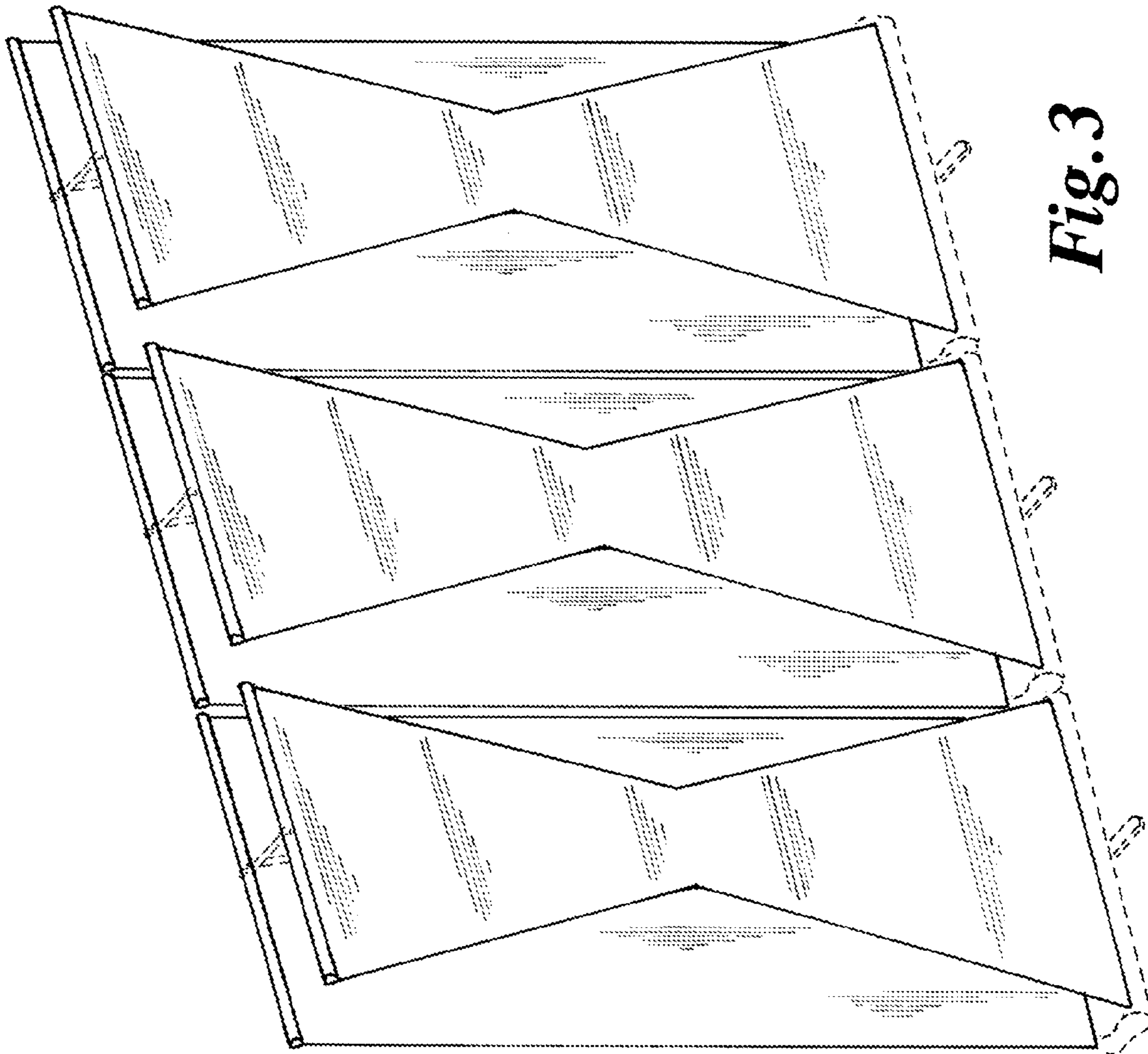
\* cited by examiner



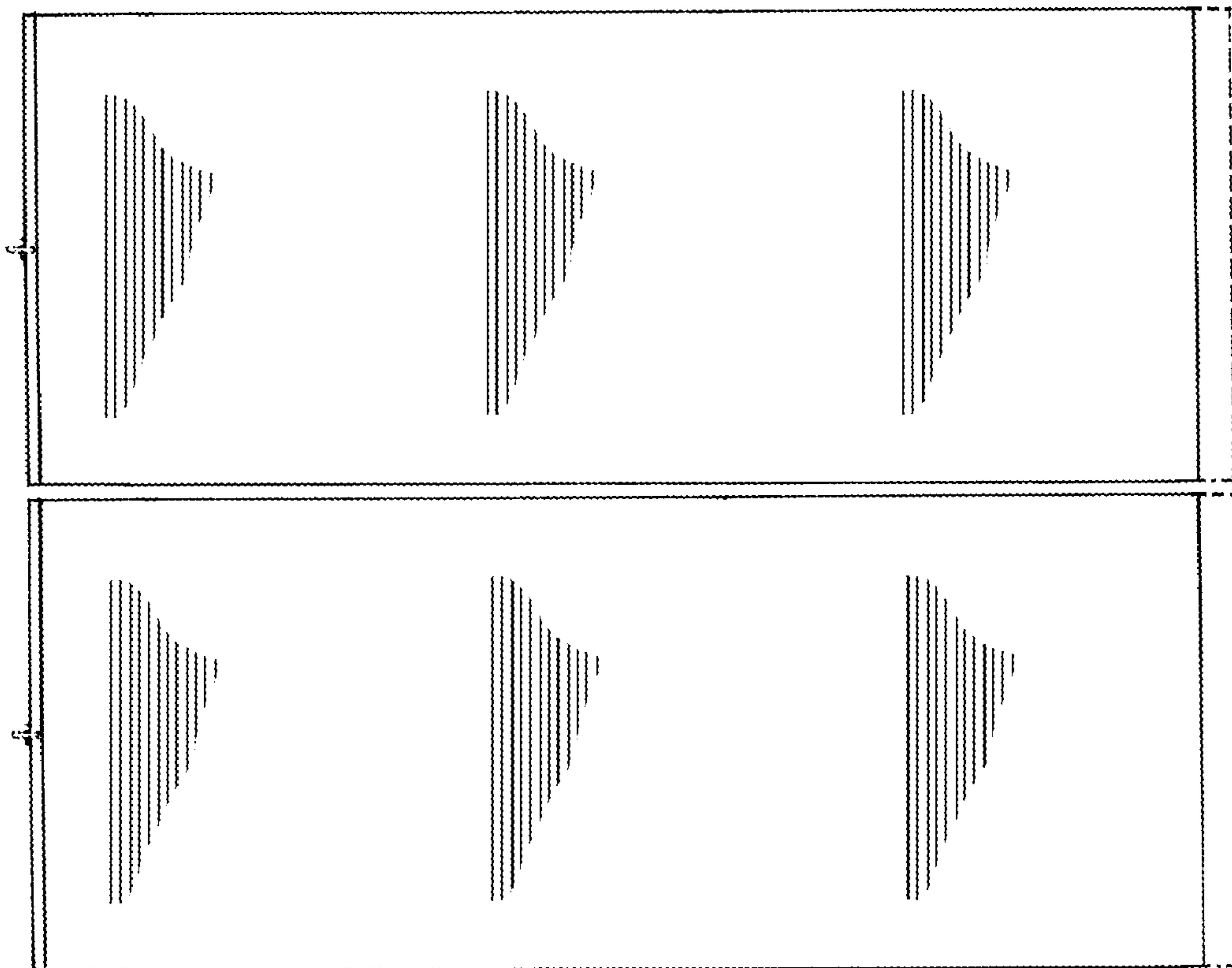
*Fig. 2*



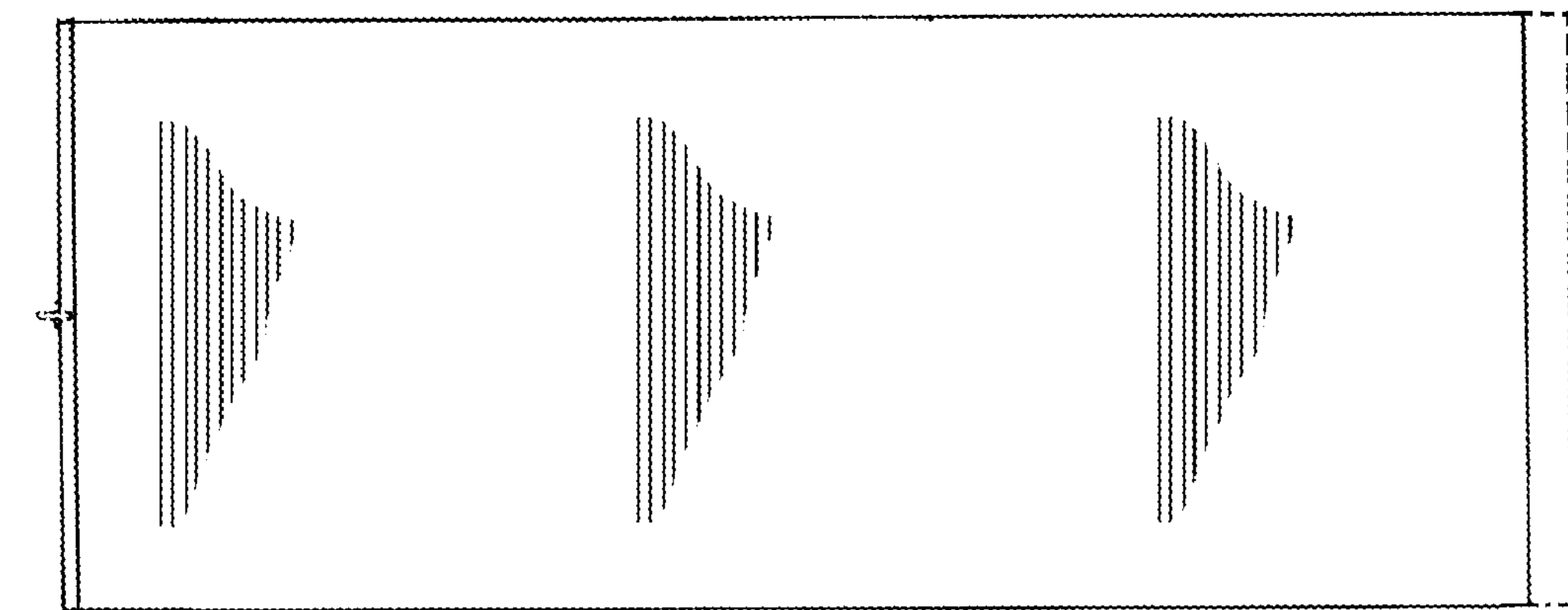
*Fig. 1*








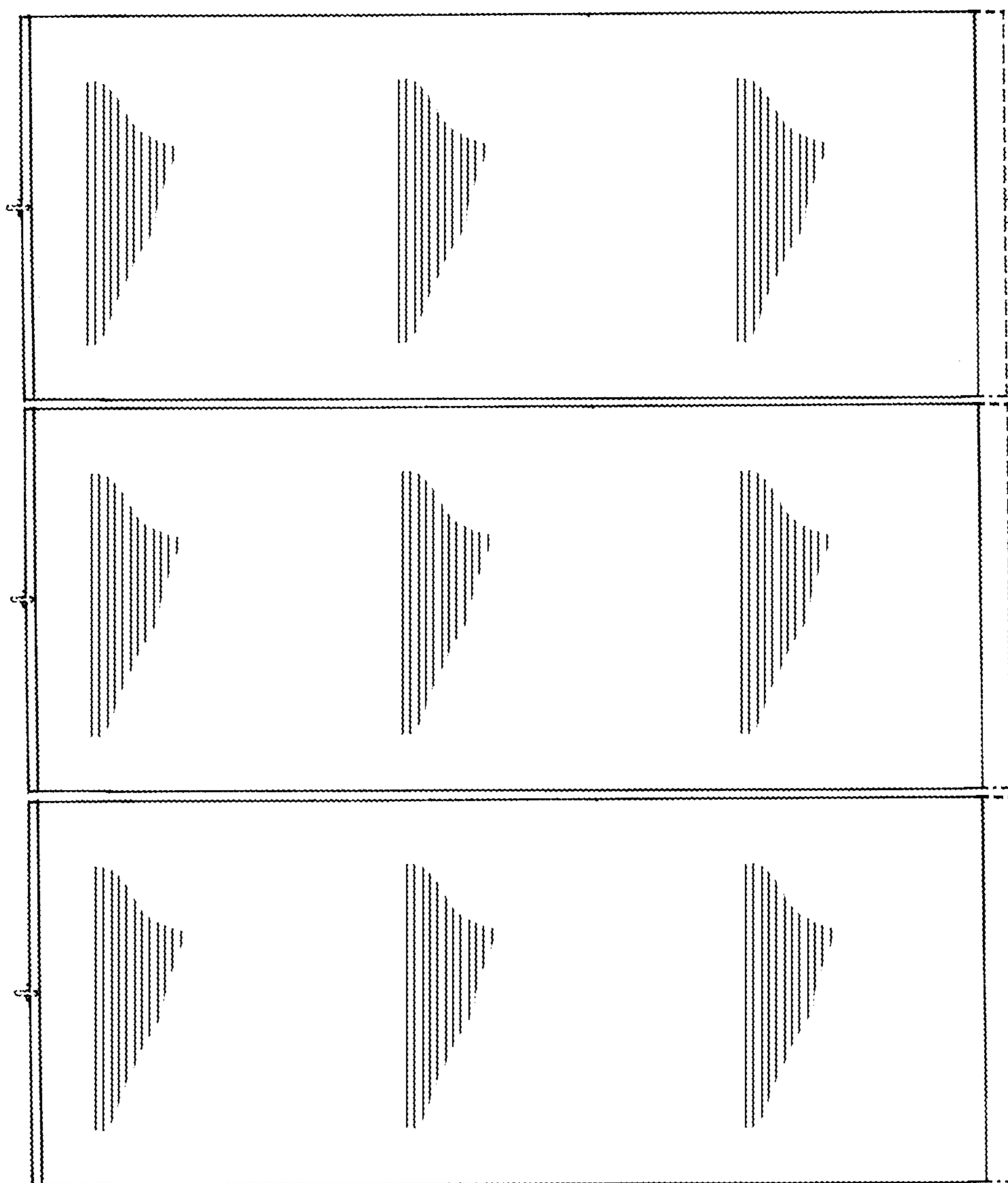
*Fig. 4*



*Fig. 5*



*Fig. 7*



*Fig. 6*