



US00D608828S

(12) **United States Design Patent**
Avenatti

(10) **Patent No.:** **US D608,828 S**
(45) **Date of Patent:** **** Jan. 26, 2010**

(54) **WRITING INSTRUMENT**

(75) Inventor: **Fulvio Avenatti**, Settimo Torinese (IT)

(73) Assignee: **Stilolinea S.r.l.**, San Mauro Torinese (Turin) (IT)

(**) Term: **14 Years**

(21) Appl. No.: **29/323,655**

(22) Filed: **Aug. 28, 2008**

(30) **Foreign Application Priority Data**

Mar. 3, 2008 (EM) 000889936

(51) **LOC (9) Cl.** **19-06**

(52) **U.S. Cl.** **D19/51**

(58) **Field of Classification Search** D19/35,
D19/36, 41, 42, 43, 44, 45, 46, 47, 48, 49,
D19/50, 51, 54, 55, 56, 57; 24/11 F, 11 P,
24/11 R; 401/6, 52, 99, 100, 104, 105, 106,
401/107, 108, 109, 192, 195, 221, 234; 708/107
See application file for complete search history.

(56) **References Cited**

U.S. PATENT DOCUMENTS

4,244,525 A * 1/1981 Manna 239/289
D407,436 S * 3/1999 Chevalier et al. D19/43
D443,642 S * 6/2001 Tsuchikura D19/36
D446,813 S * 8/2001 Yoon D19/43
D455,174 S * 4/2002 Traut et al. D19/43
D500,337 S * 12/2004 Tsuchida D19/36

D547,799 S * 7/2007 Granick D19/36
D562,382 S * 2/2008 Qiu D19/35
D566,176 S * 4/2008 Rolion et al. D19/46
D576,675 S * 9/2008 Kent et al. D19/49
D592,246 S * 5/2009 Takanashi D19/48

OTHER PUBLICATIONS

Stilolinea S! pens as shown on Finnish website www.vs-palvelut.fi, dated Apr. 15, 2009. See p. 7 of 20.*

The S! pen by Stilolinea, as shown on www.peter.ruilenverzamel.nl, viewed Sep. 24, 2009.*

* cited by examiner

Primary Examiner—Elizabeth A Albert

Assistant Examiner—Karen E Eldridge Powers

(74) *Attorney, Agent, or Firm*—Sughrue Mion, PLLC

(57) **CLAIM**

The ornamental design for a writing instrument, as shown and described.

DESCRIPTION

FIG. 1 is a front elevational view of a writing instrument showing my new design;

FIG. 2 is a rear elevational view thereof;

FIG. 3 is a right side elevational view thereof;

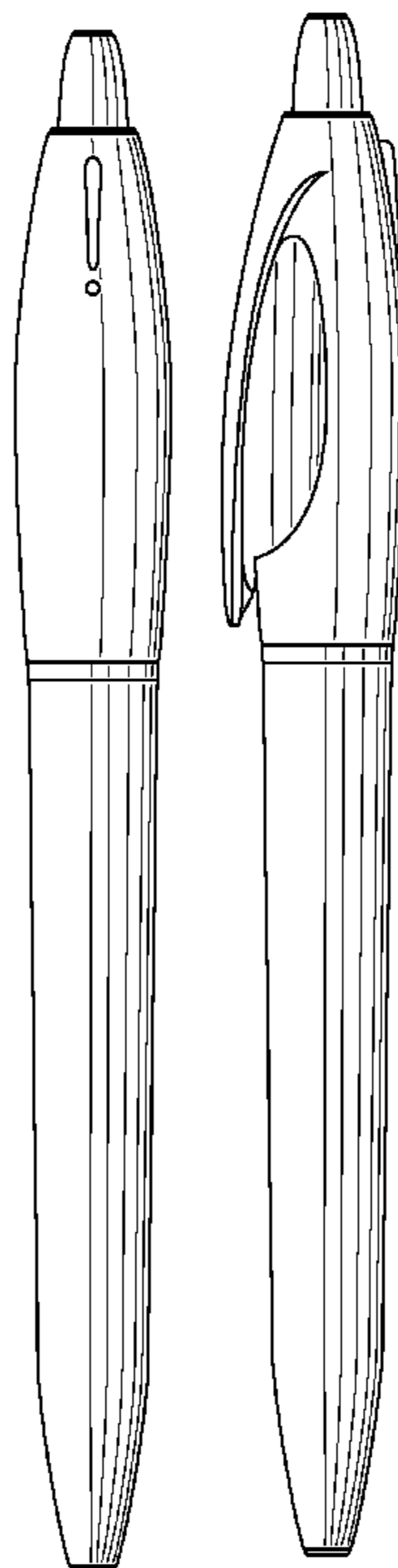
FIG. 4 is a left side elevational view thereof;

FIG. 5 is a top plan view thereof;

FIG. 6 is a bottom plan view thereof; and,

FIG. 7 is a perspective view of the front and right side thereof.

1 Claim, 4 Drawing Sheets



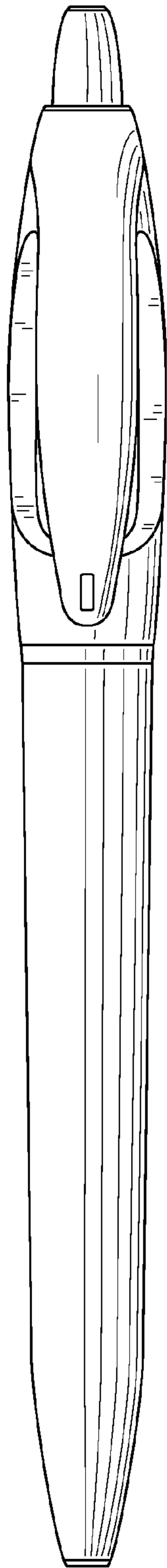


FIG. 1

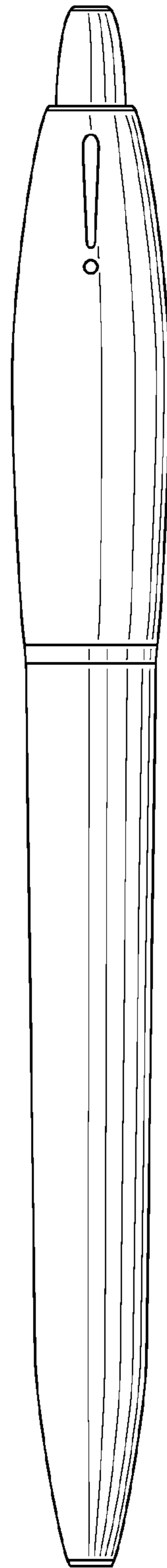


FIG. 2

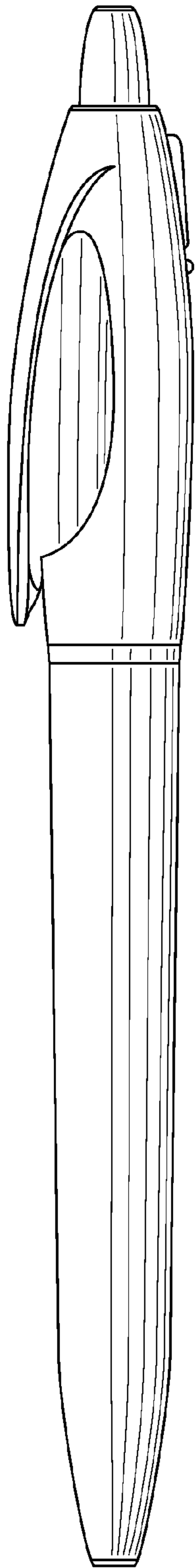


FIG. 3

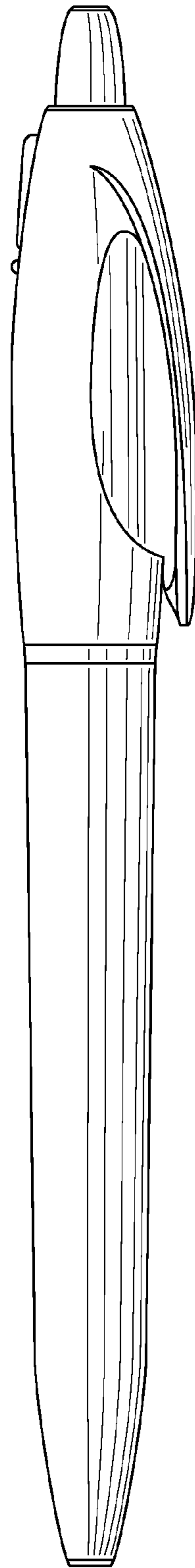


FIG. 4

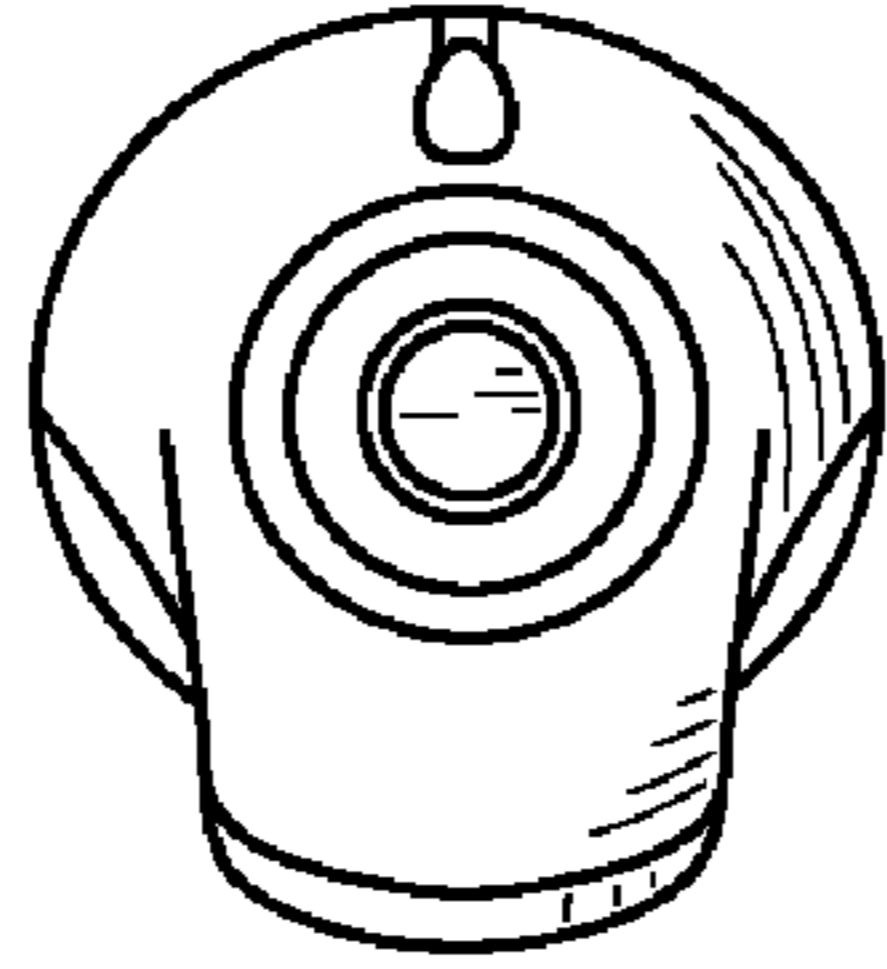


FIG. 5

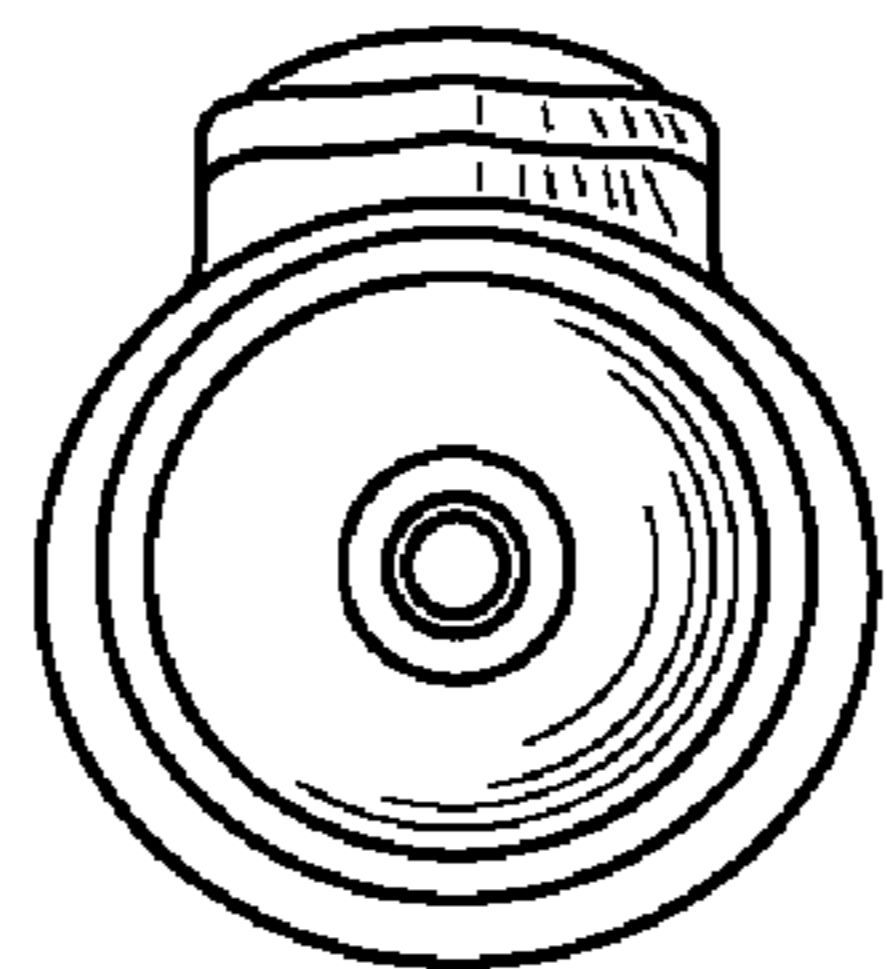


FIG. 6

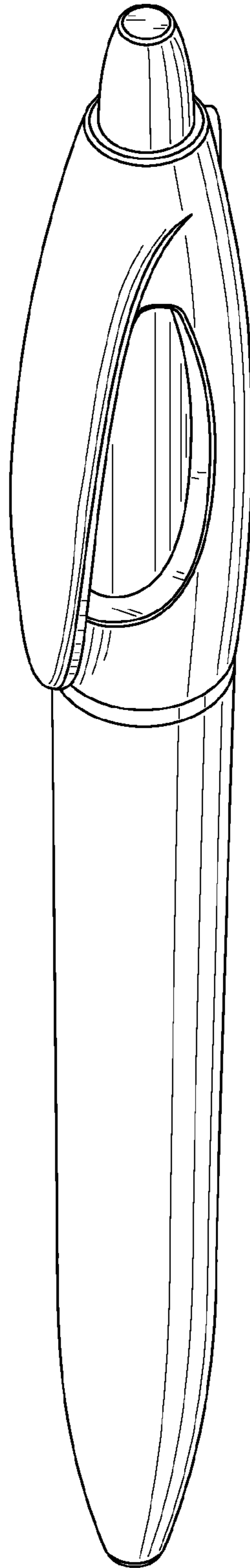


FIG. 7