

US00D608819S

(12) **United States Design Patent**
Baker et al.

(10) **Patent No.:** **US D608,819 S**
(45) **Date of Patent:** **** Jan. 26, 2010**

(54) **STACKABLE STAMP**

(75) Inventors: **Jeff Baker**, Orlando, FL (US); **Craig Baker**, Lebanon, OH (US)

(73) Assignee: **Noble Marketing, Inc.**, Orlando, FL (US)

(**) Term: **14 Years**

(21) Appl. No.: **29/331,397**

(22) Filed: **Jan. 26, 2009**

(51) **LOC (9) Cl.** **19-02**

(52) **U.S. Cl.** **D18/15**

(58) **Field of Classification Search** D18/15-18;
101/333, 334, 327, 328, 352.07, 405, 406;
118/264, 268; D23/350, 238; D28/78, 82,
D28/83; D3/294, 203.1, 203.8

See application file for complete search history.

(56) **References Cited**

U.S. PATENT DOCUMENTS

D63,504 S * 12/1923 Slater D28/82
D70,774 S * 8/1926 Purchas D3/294
2,584,908 A * 2/1952 Oblinger 101/333
2,741,219 A * 4/1956 Montalcini 118/264
5,909,709 A * 6/1999 An et al. 101/405
D412,715 S * 8/1999 Shiba D18/15

D471,321 S * 3/2003 Lai D28/82
D517,737 S * 3/2006 Lai D28/82
7,077,063 B2 * 7/2006 Petersen 101/333
D538,329 S * 3/2007 Yu D18/15
D581,597 S * 11/2008 Martinez D28/82
D597,632 S * 8/2009 Obara et al. D23/250

* cited by examiner

Primary Examiner—Charles A Rademaker

(74) *Attorney, Agent, or Firm*—Timothy H. Van Dyke;
Beusse Wolter Sanks Mora & Maire

(57) **CLAIM**

The ornamental design for a stackable stamp, as shown and described.

DESCRIPTION

FIG. 1 is a front and top perspective view of a stackable stamp showing our new design, the side opposite being a mirror image;

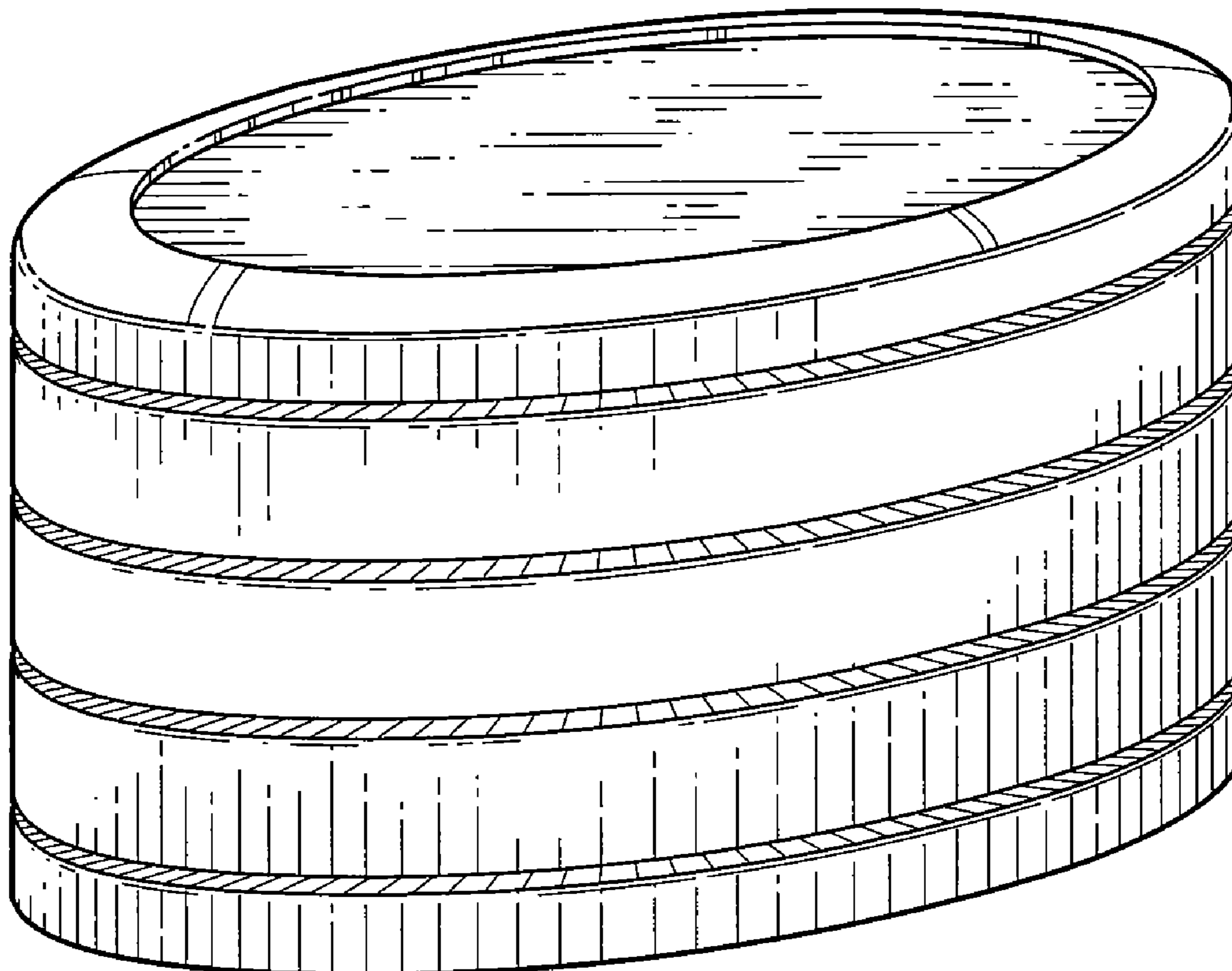
FIG. 2 is a side elevation thereof, the side opposite being a mirror image

FIG. 3 is a bottom plan view thereof;

FIG. 4 is a top plan view thereof; and,

FIG. 5 is an end elevation thereof, the end opposite being a mirror image.

1 Claim, 2 Drawing Sheets



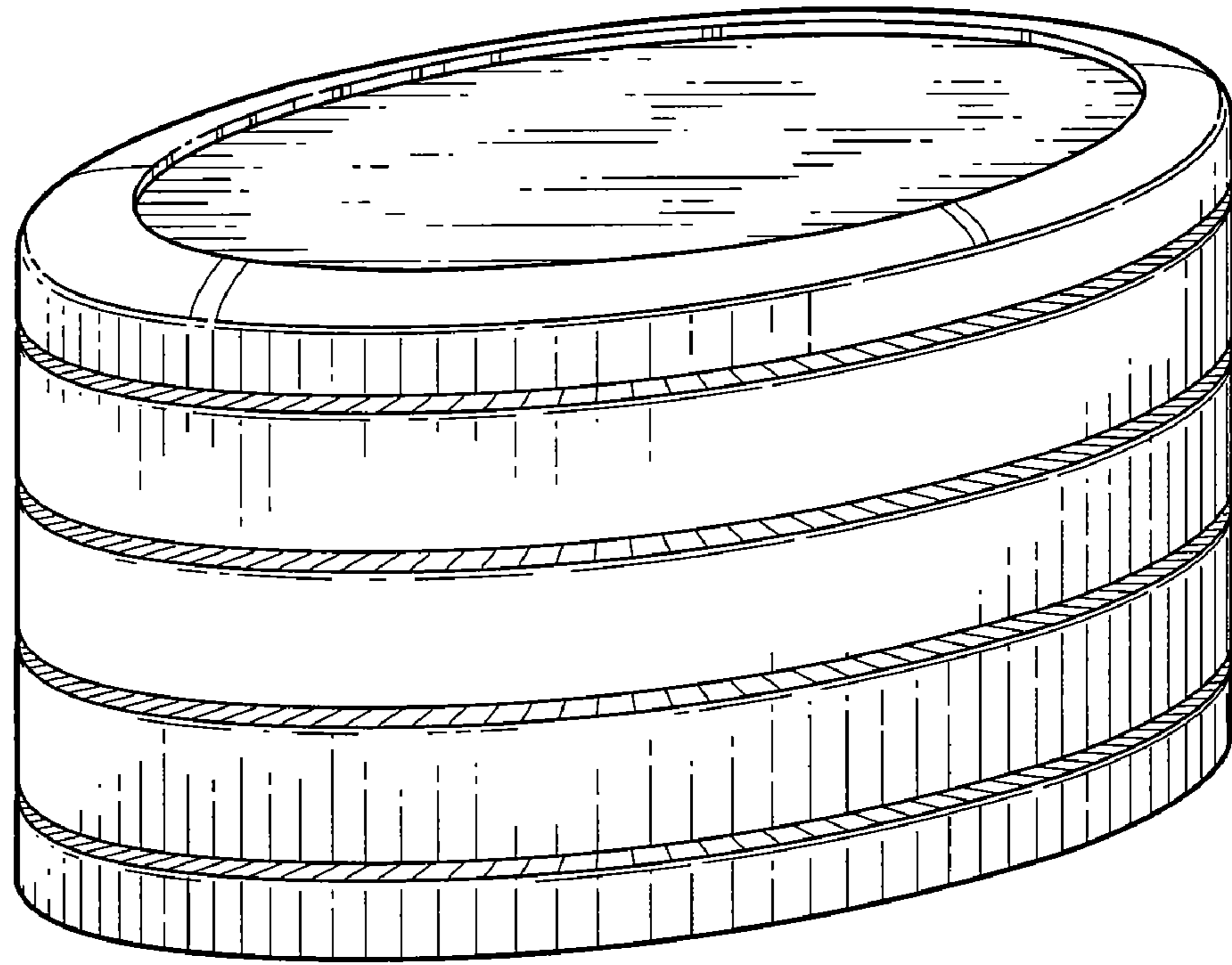


Fig. 1

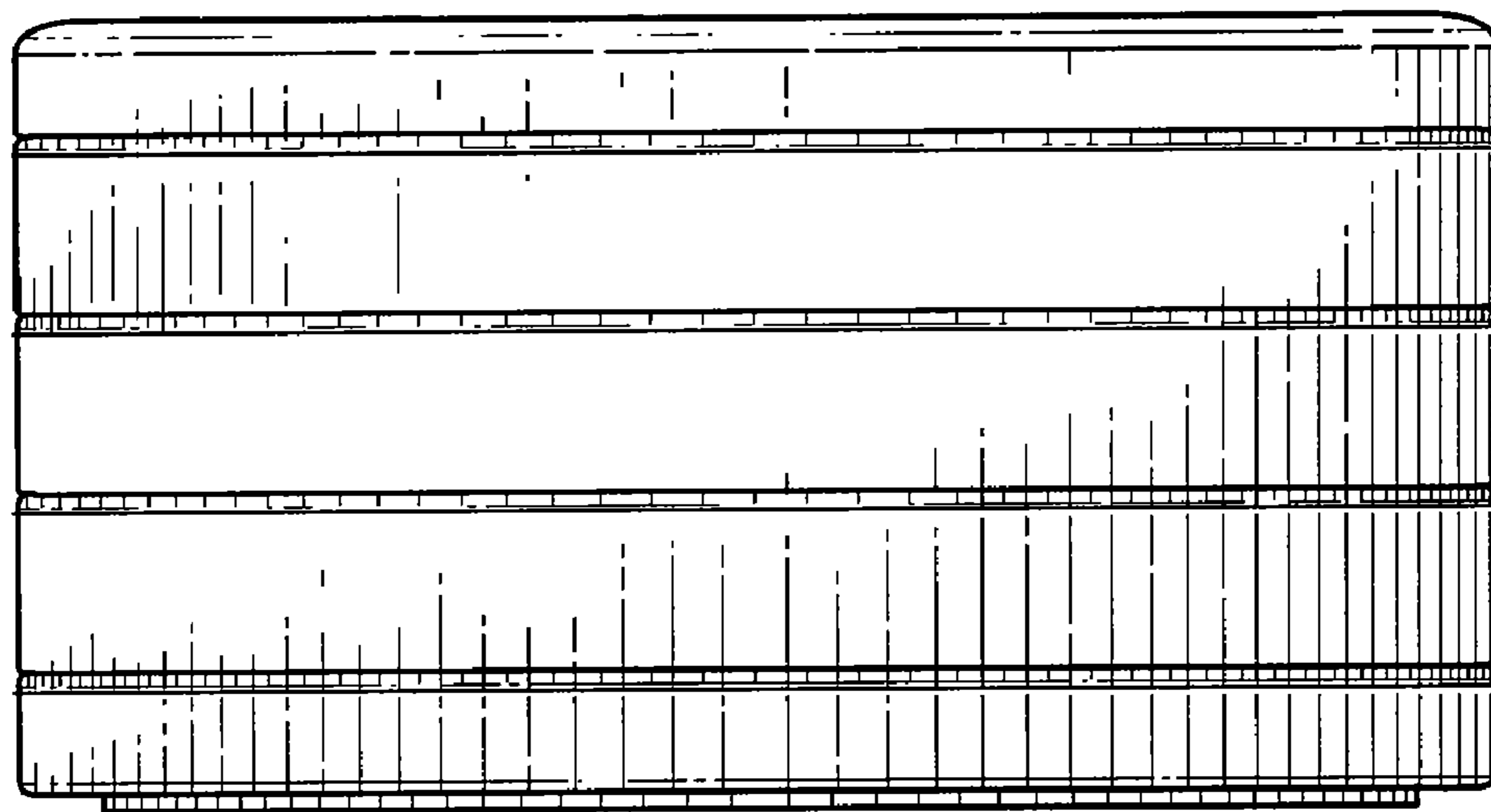


Fig. 2

Fig. 3

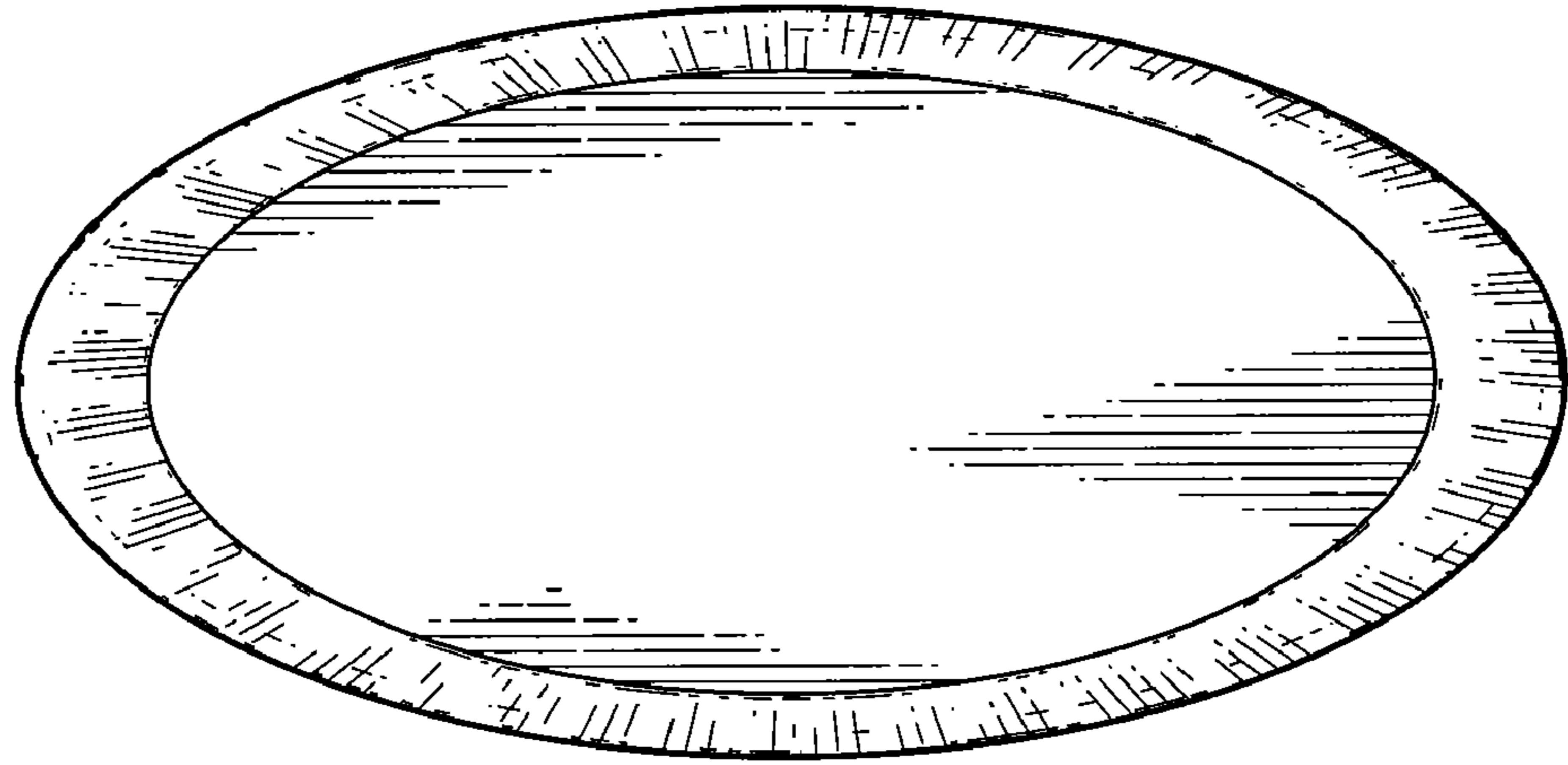


Fig. 4

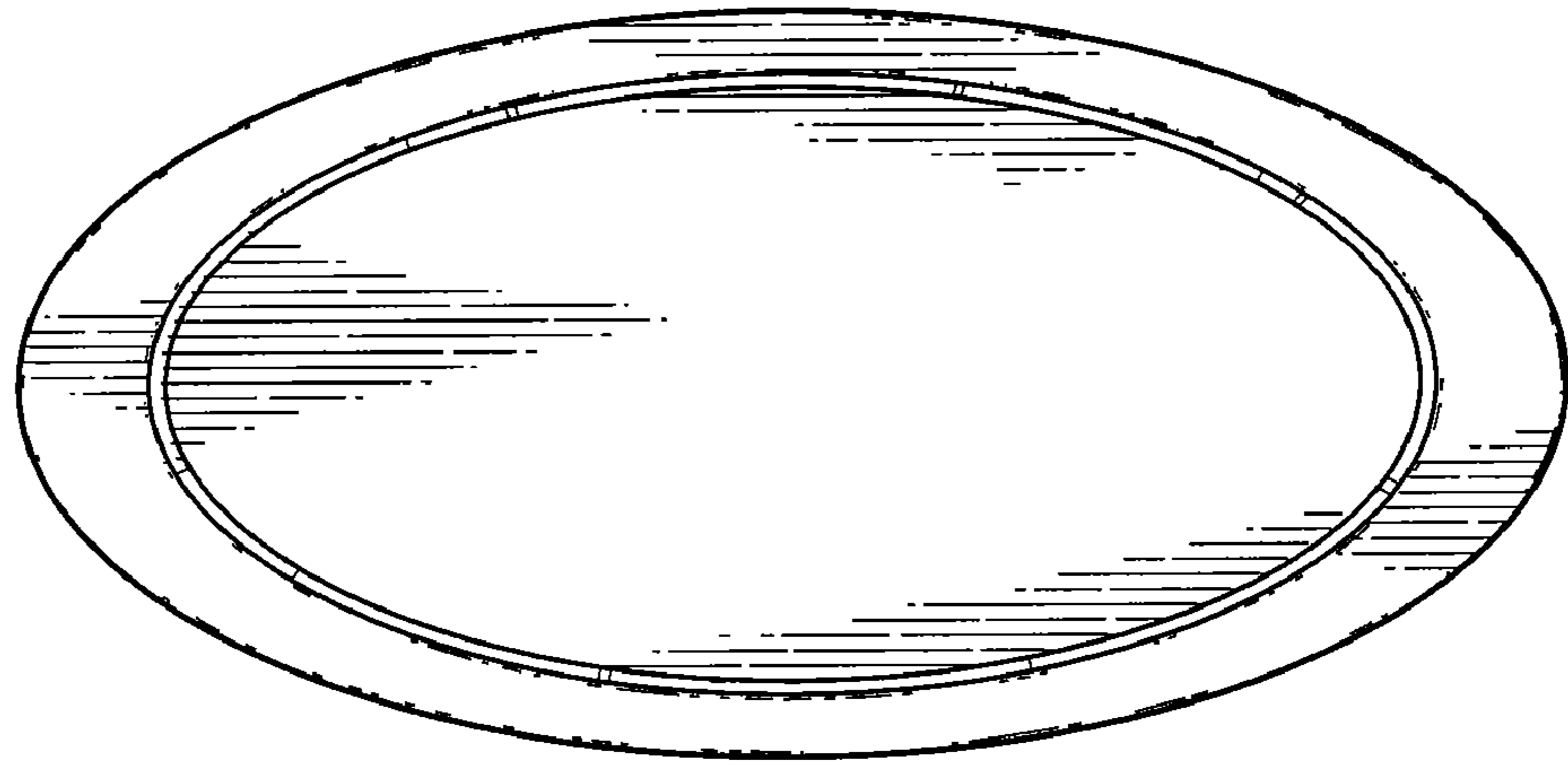


Fig. 5

