



US00D608802S

(12) **United States Design Patent**
Ibarra et al.

(10) **Patent No.:** **US D608,802 S**
(45) **Date of Patent:** **** Jan. 26, 2010**

(54) **AUGER BIT WITH REAMER AND NAIL HIT CAPABILITY**

(75) Inventors: **Javier Ibarra**, Schaumburg, IL (US);
Hagen Walter Dost, Chicago, IL (US)

(73) Assignee: **Credo Technology Corporation**,
Broadview, IL (US)

(**) Term: **14 Years**

(21) Appl. No.: **29/342,457**

(22) Filed: **Aug. 25, 2009**

(51) **LOC (9) Cl.** **15-09**

(52) **U.S. Cl.** **D15/139**

(58) **Field of Classification Search** D8/70;
D15/138, 139, 140; 76/102; 83/845; 403/331,
403/381; 407/9, 33, 34, 42, 54, 63, 110,
407/113, 114, 115; 408/214, 224, 226-230
See application file for complete search history.

(56) **References Cited**

U.S. PATENT DOCUMENTS

- 248,854 A * 11/1881 Gladwin 408/214
- 404,197 A * 5/1889 Irwin 408/212
- 1,465,870 A * 8/1923 Sanders 408/213
- 1,910,143 A * 5/1933 Arenz 408/213

- 2,029,447 A * 2/1936 Swain 408/144
- 3,064,699 A * 11/1962 Gleason 408/212
- 5,244,319 A * 9/1993 Cochran 408/211
- 5,820,319 A * 10/1998 Hull et al. 408/214
- D504,446 S * 4/2005 Kobayashi D15/139
- D585,920 S * 2/2009 Liao et al. D15/139
- 2008/0298916 A1 * 12/2008 Jordan et al. 408/214
- 2009/0116919 A1 * 5/2009 Dost et al. 408/214

* cited by examiner

Primary Examiner—Sandra Snapp

Assistant Examiner—Patricia Palasik

(74) *Attorney, Agent, or Firm*—Greer, Burns & Crain, Ltd.

(57) **CLAIM**

The ornamental design for an auger bit with reamer and nail hit capability, as shown and described.

DESCRIPTION

FIG. 1 is a front view of the auger bit with reamer and nail hit capability;

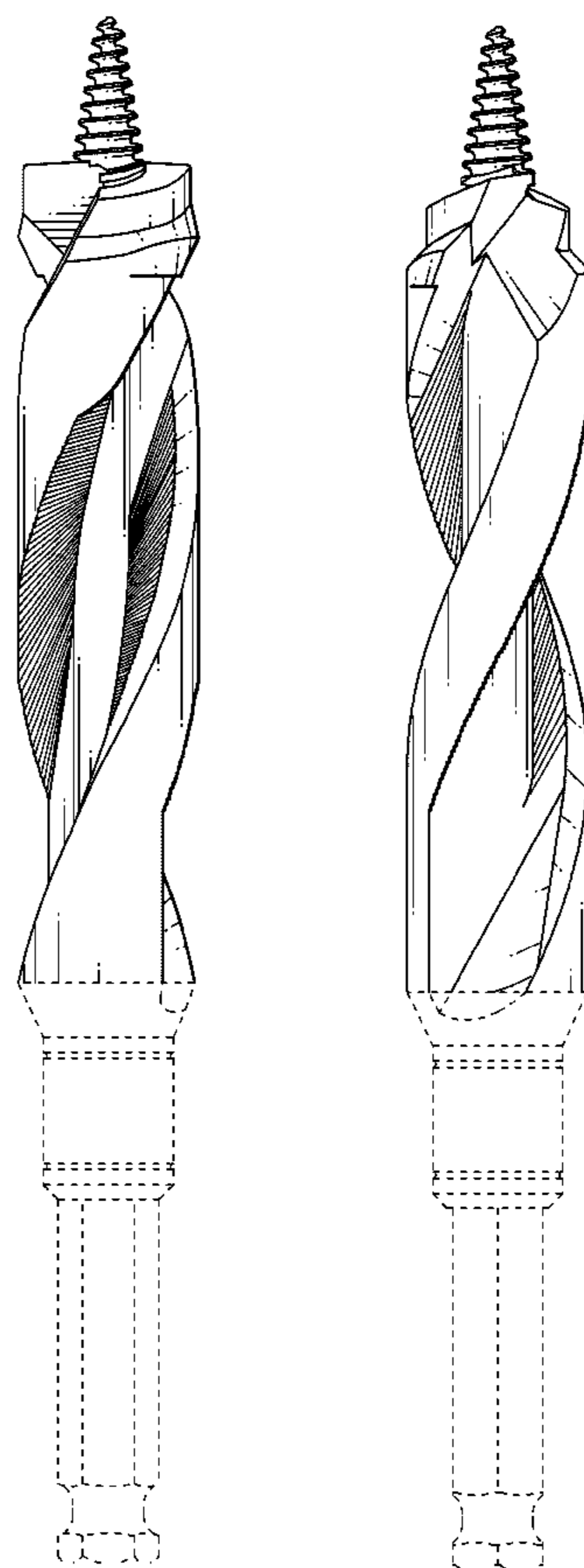
FIG. 2 is a side elevation view of the tool shown in FIG. 1;

FIG. 3 is a top plan view of the tool shown in FIG. 1; and,

FIG. 4 is a bottom plan view of the tool shown in FIG. 1.

The broken lines in the drawings depict unclaimed environmental subject matter.

1 Claim, 1 Drawing Sheet



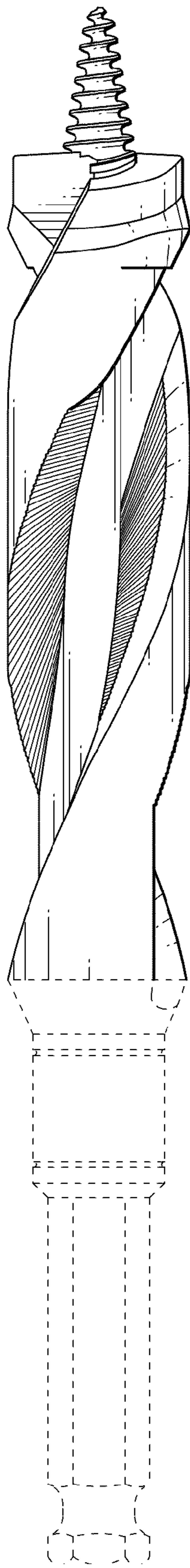


FIG. 1

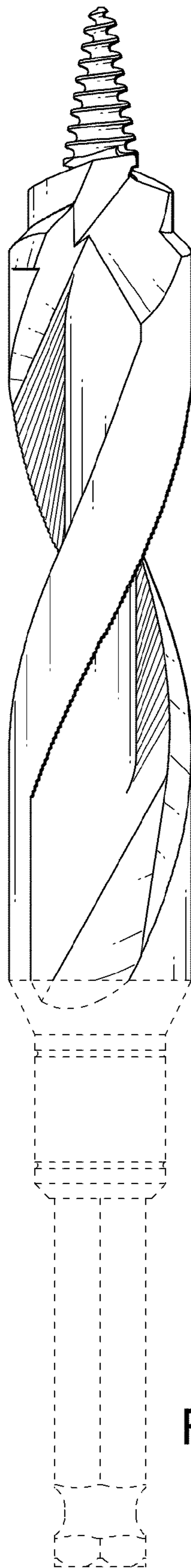


FIG. 2

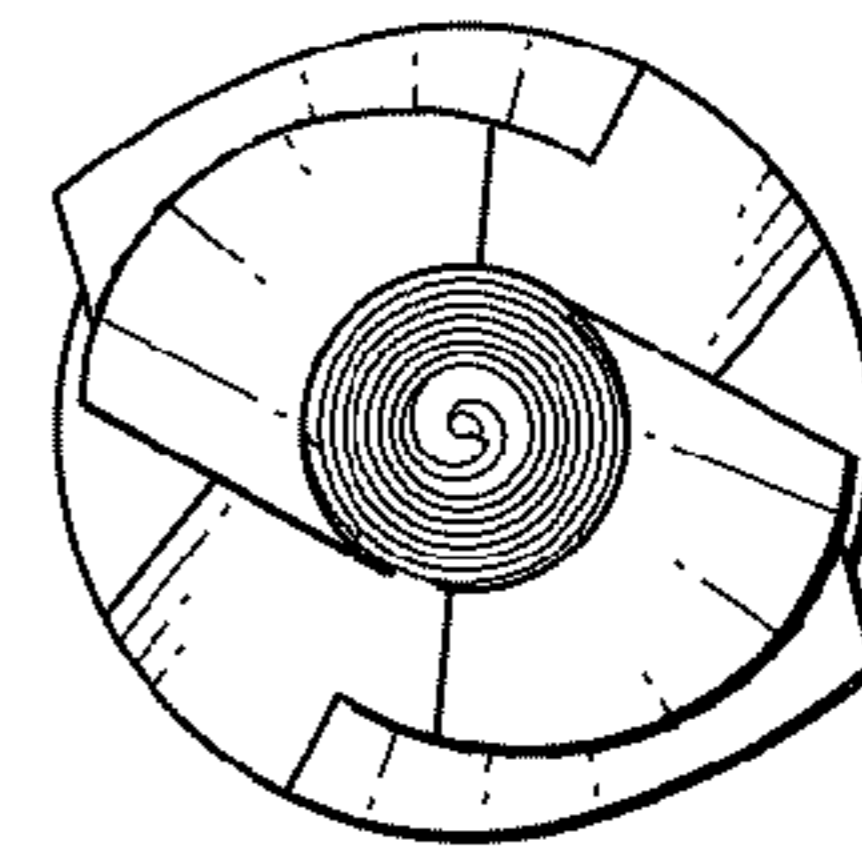


FIG. 3

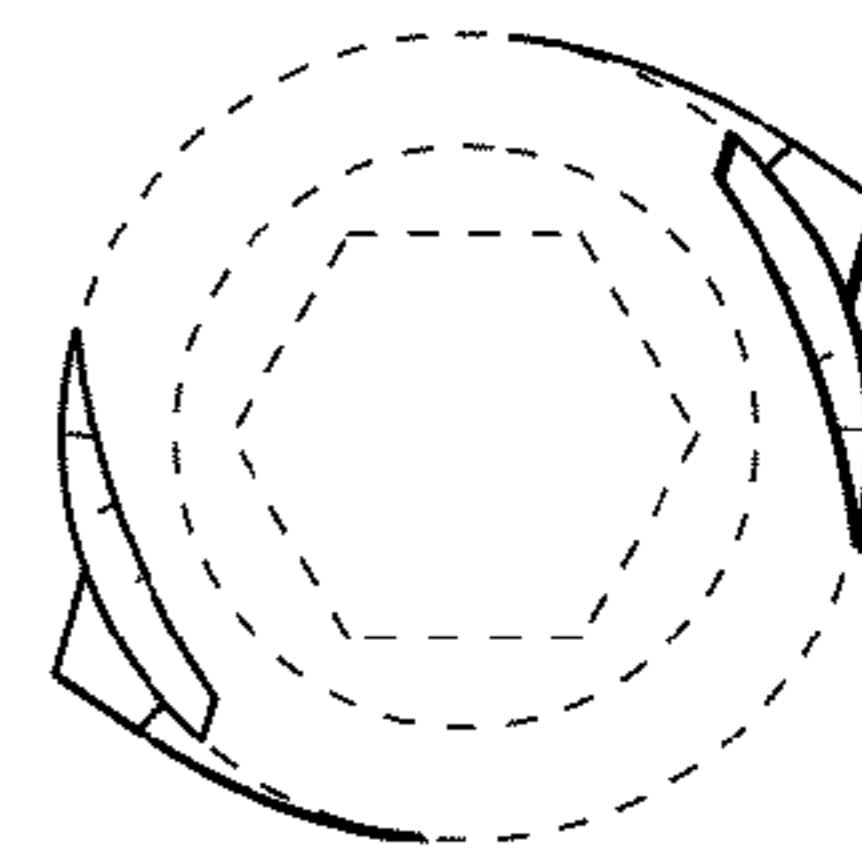


FIG. 4