

US00D608785S

(12) **United States Design Patent**  
**Hsu et al.**

(10) **Patent No.:** **US D608,785 S**  
(45) **Date of Patent:** **\*\* Jan. 26, 2010**

(54) **FRONT PANEL FOR INDUSTRIAL CONTROL COMPUTER**

(75) Inventors: **Hsuan-Hung Hsu**, Taipei Hsien (TW);  
**Chih-Wei Hsieh**, Taipei Hsien (TW);  
**Hsing-Chang Liu**, Taipei Hsien (TW);  
**Han-Chieh Chang**, Taipei Hsien (TW)

(73) Assignee: **Foxnum Technology Co., Ltd.**,  
Tucheng, Taipei County (TW)

(\*\*) Term: **14 Years**

(21) Appl. No.: **29/330,917**

(22) Filed: **Jan. 16, 2009**

(30) **Foreign Application Priority Data**

Nov. 18, 2008 (CN) ..... 2008 3 0302024

(51) **LOC (9) Cl.** ..... **14-02**

(52) **U.S. Cl.** ..... **D14/443; D14/388**

(58) **Field of Classification Search** ..... D14/441-446,  
D14/308, 388, 257; D13/162, 184, 199;  
312/223.2, 326; 361/680-686, 690-696,  
361/679.55; 369/14, 34.01, 36.01; 324/72.5;  
D10/50, 80, 97

See application file for complete search history.

(56) **References Cited**

**U.S. PATENT DOCUMENTS**

D365,554 S \* 12/1995 Fisher et al. .... D14/443

D378,514 S \* 3/1997 Kruse ..... D14/346  
D385,871 S \* 11/1997 Fisher et al. .... D14/443  
D412,498 S \* 8/1999 Attwood et al. .... D14/443  
D412,499 S \* 8/1999 Attwood et al. .... D14/443  
D412,896 S \* 8/1999 Attwood et al. .... D14/443  
D412,897 S \* 8/1999 Attwood et al. .... D14/388  
D423,962 S \* 5/2000 Ott ..... D10/80  
6,437,552 B1 \* 8/2002 Sekel et al. .... 324/72.5  
D541,800 S \* 5/2007 Ponnert et al. .... D14/388  
D573,108 S 7/2008 Pan

\* cited by examiner

*Primary Examiner*—Freda S Nunn

(74) *Attorney, Agent, or Firm*—Zhigang Ma

(57) **CLAIM**

The ornamental design for front panel for industrial control computer, as shown and described.

**DESCRIPTION**

FIG. 1 is a perspective view of a front panel for industrial control computer showing our design;

FIG. 2 is a front elevational view thereof;

FIG. 3 is a back elevational view thereof;

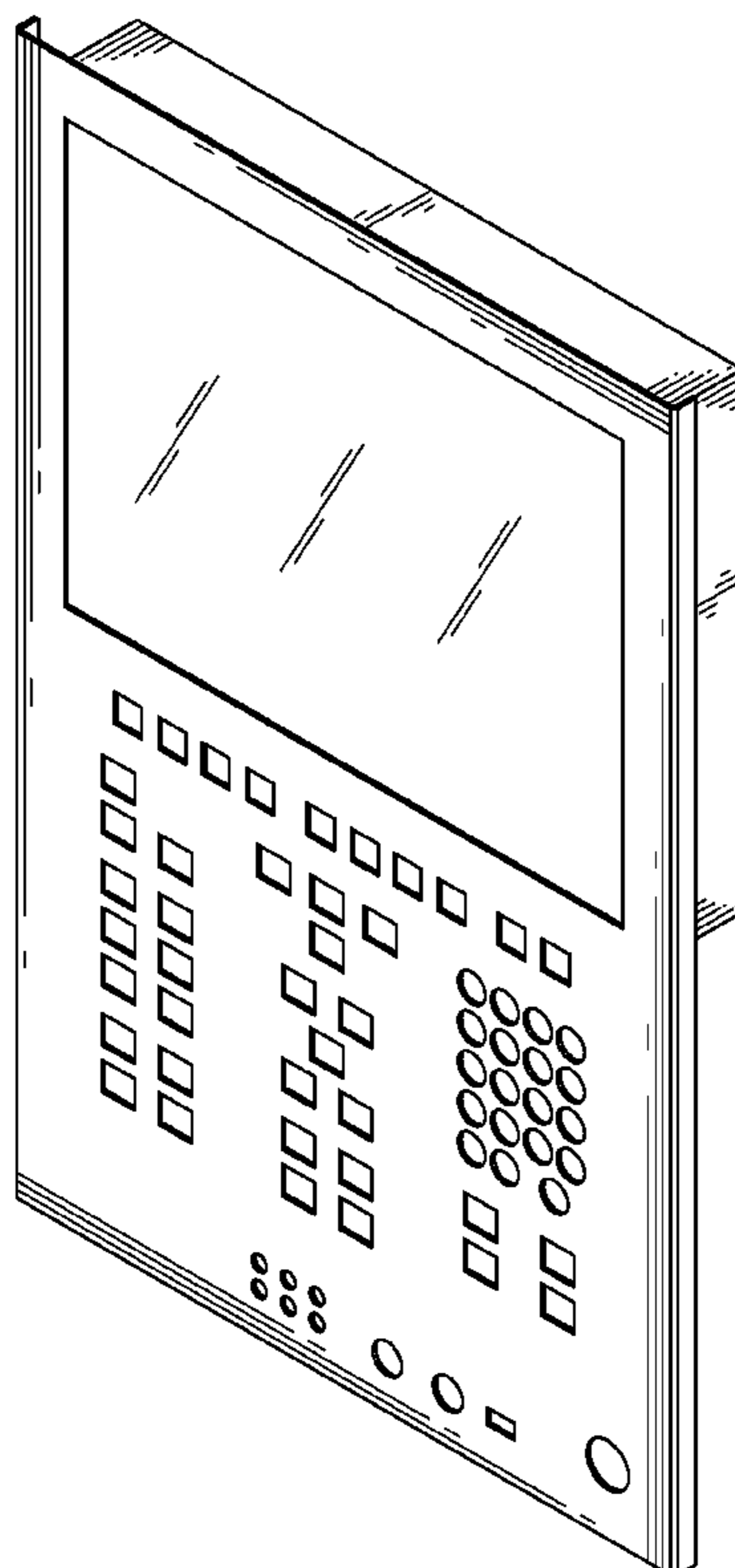
FIG. 4 is a left-side, elevational view thereof;

FIG. 5 is a right-side, elevational view thereof;

FIG. 6 is a top plan view thereof; and,

FIG. 7 is a bottom plan view thereof.

**1 Claim, 7 Drawing Sheets**



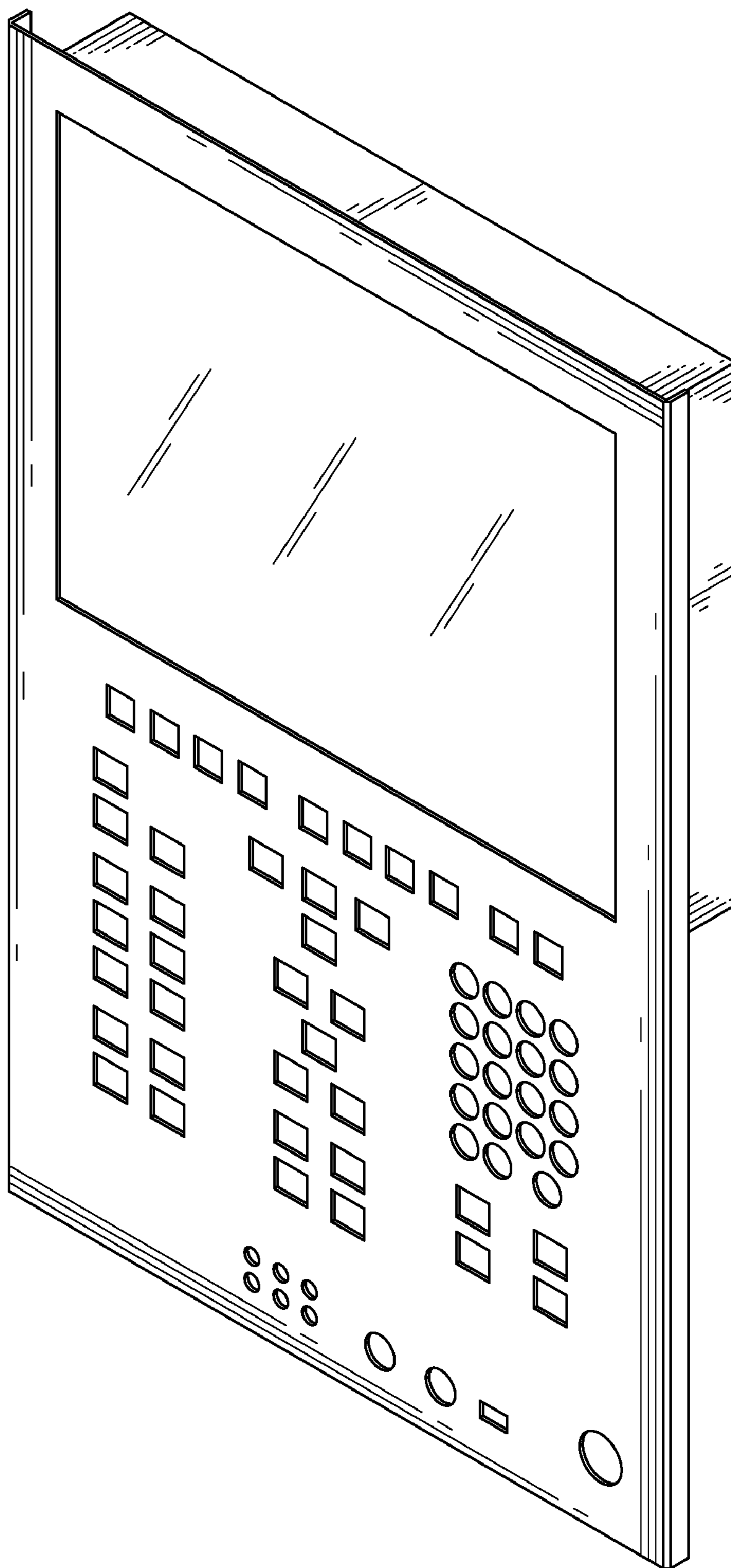


FIG. 1

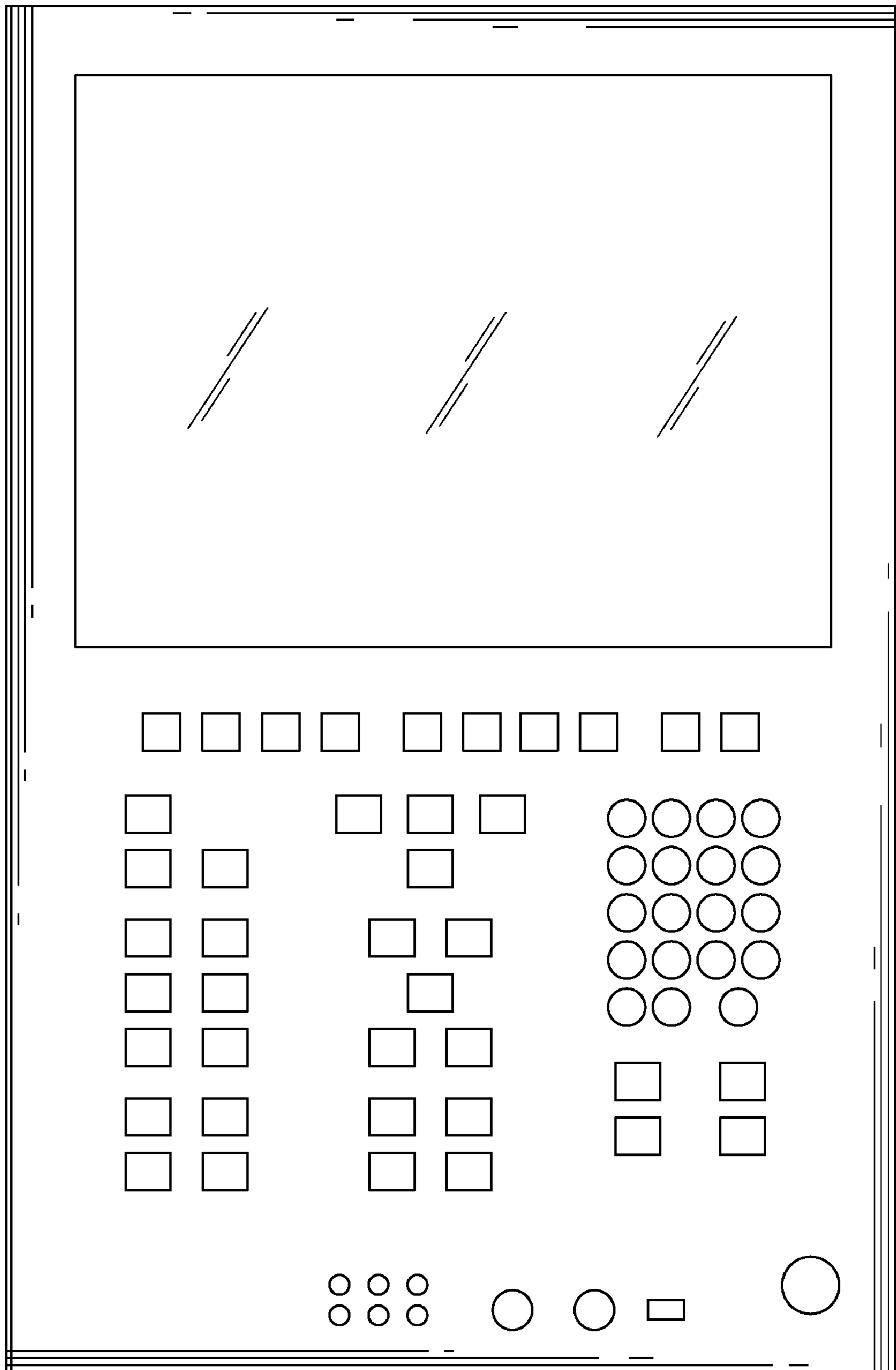


FIG. 2




FIG. 3

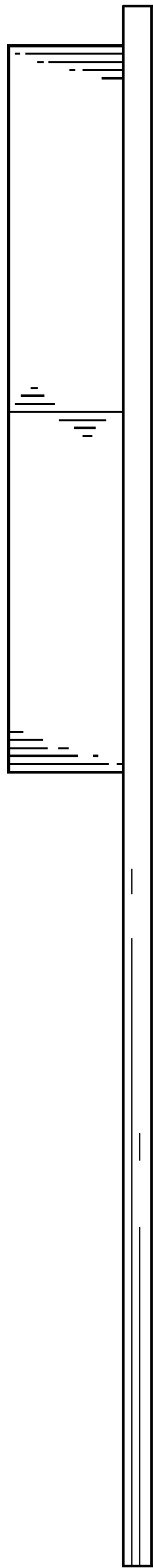


FIG. 4

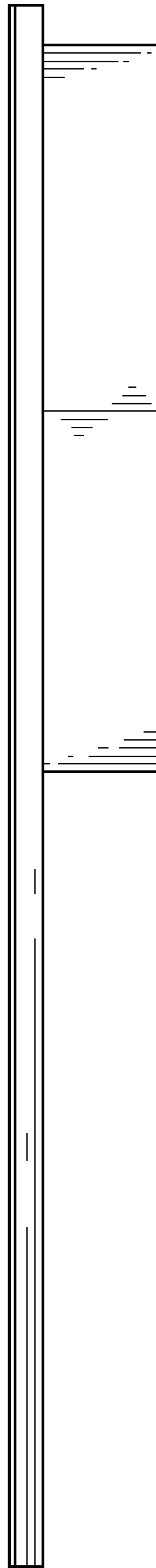


FIG. 5

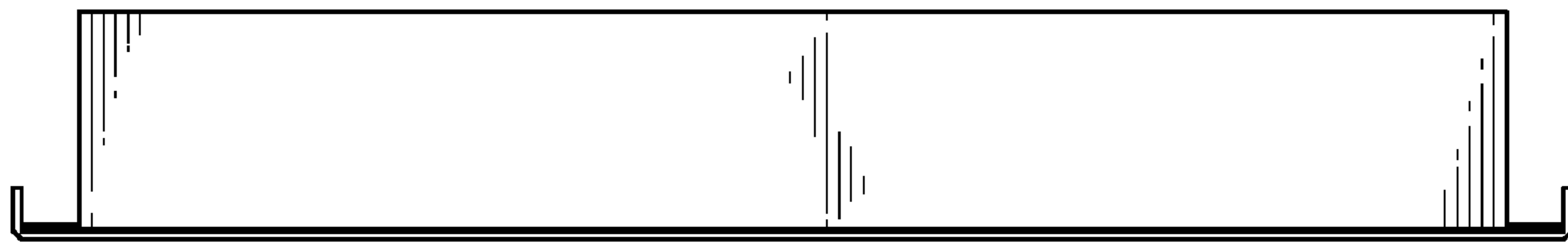


FIG. 6

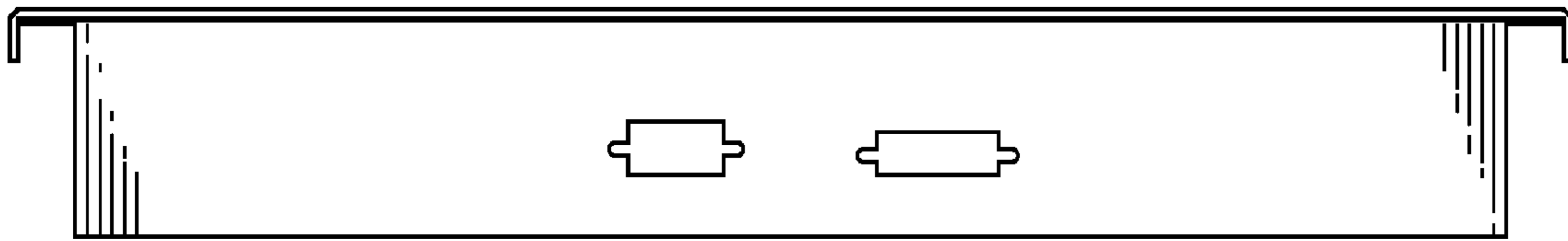


FIG. 7