



US00D608776S

(12) **United States Design Patent**
Kang et al.

(10) **Patent No.:** **US D608,776 S**
(45) **Date of Patent:** **** Jan. 26, 2010**

(54) **SERVER**

(75) Inventors: **Sheng Kang**, Shenzhen (CN);
Zhan-Yang Li, Shenzhen (CN)

(73) Assignee: **Hon Hai Precision Industry Co., Ltd.**,
Tu-Cheng, Taipei Hsien (TW)

(**) Term: **14 Years**

(21) Appl. No.: **29/334,497**

(22) Filed: **Mar. 27, 2009**

(51) **LOC (9) Cl.** **14-02**

(52) **U.S. Cl.** **D14/313; D14/301**

(58) **Field of Classification Search** D14/308,
D14/313, 349-361, 388, 300, 301; D13/162,
D13/184, 199; 312/223.1-223.3; 360/99.01-99.12;
361/680-686, 690-696; 369/34.01, 36.01;
358/496

See application file for complete search history.

(56) **References Cited**

U.S. PATENT DOCUMENTS

D345,964 S * 4/1994 Hultgren et al. D14/313
5,460,441 A * 10/1995 Hastings et al. 312/298
D371,768 S * 7/1996 Kammersgard et al. D14/313
6,195,262 B1 * 2/2001 Bodette et al. 361/752
D447,483 S * 9/2001 Wu D14/441
D474,180 S * 5/2003 Searby et al. D14/313

6,565,163 B2 * 5/2003 Behl et al. 312/223.1
D481,366 S * 10/2003 Lee D14/313
6,741,463 B1 * 5/2004 Akhtar et al. 361/679.41
6,741,467 B2 * 5/2004 Coglitore et al. 361/679.4
D532,418 S * 11/2006 Crisp D14/313
D585,440 S * 1/2009 Alfonso et al. D14/313
D585,441 S * 1/2009 Alfonso et al. D14/313
2003/0002261 A1 * 1/2003 Berry et al. 361/727
2003/0102785 A1 * 6/2003 Tsai et al. 312/223.1

* cited by examiner

Primary Examiner—Freda S Nunn

(74) *Attorney, Agent, or Firm*—Clifford O. Chi

(57) **CLAIM**

The ornamental design for a server, as shown and described.

DESCRIPTION

FIG. 1 is a perspective view of a server showing our new design;

FIG. 2 is a front elevational view thereof;

FIG. 3 is a left side elevational view thereof;

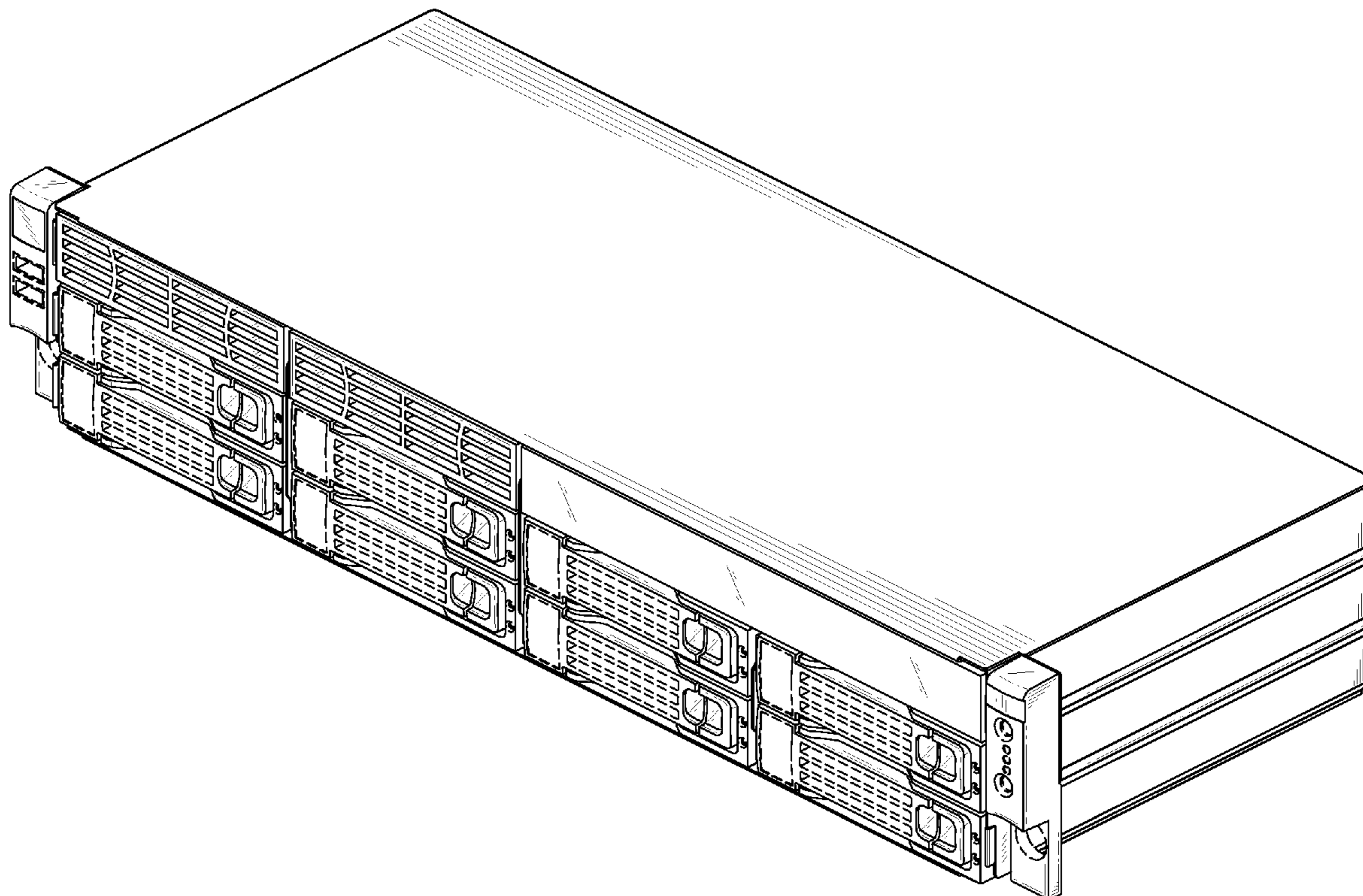
FIG. 4 is a right side elevational view thereof;

FIG. 5 is a top plan view thereof; and,

FIG. 6 is a bottom plan view thereof.

Broken lines shown in the drawings illustrate portions of the server, and form no part of the claimed design.

1 Claim, 6 Drawing Sheets



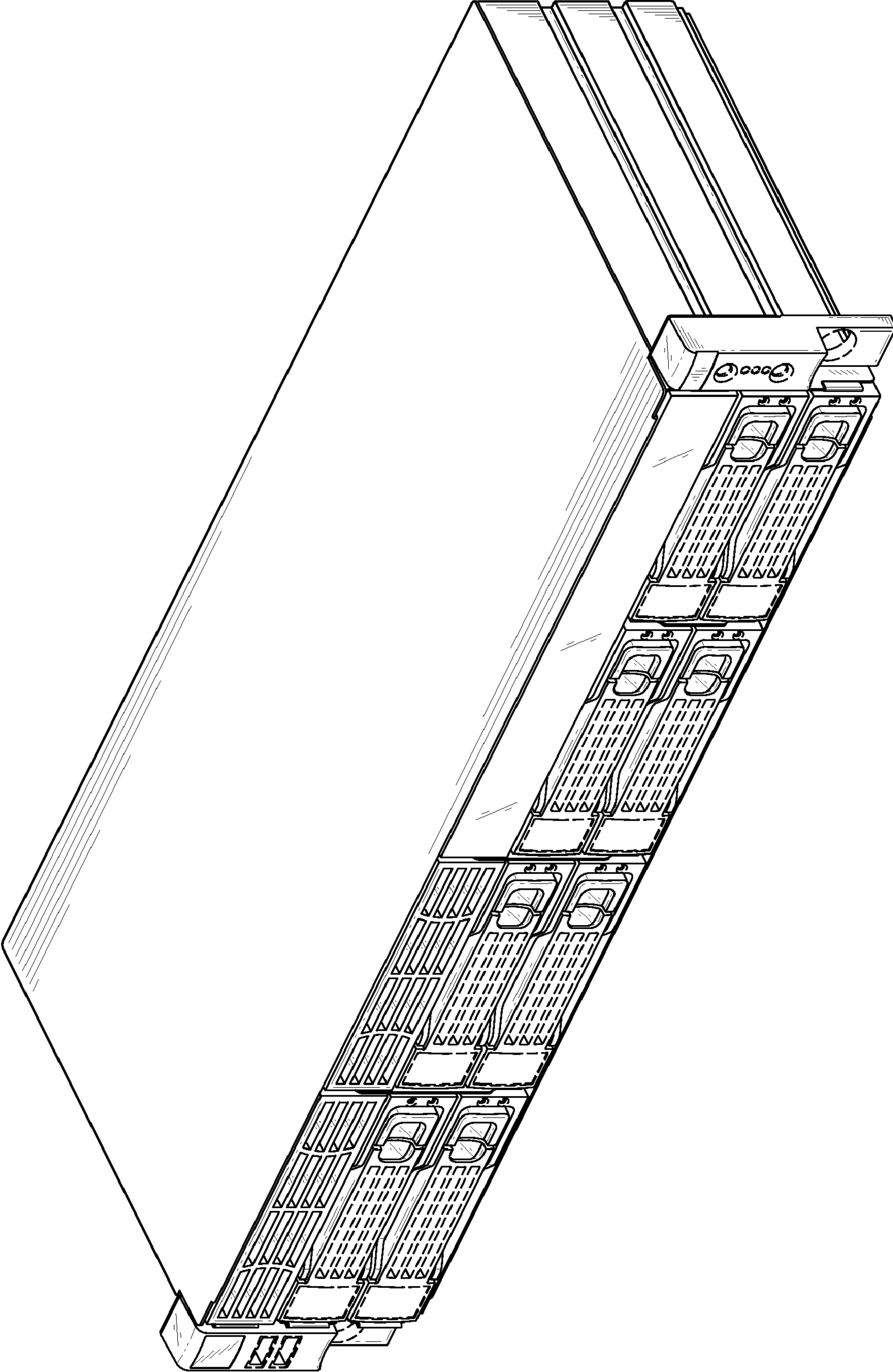


FIG. 1

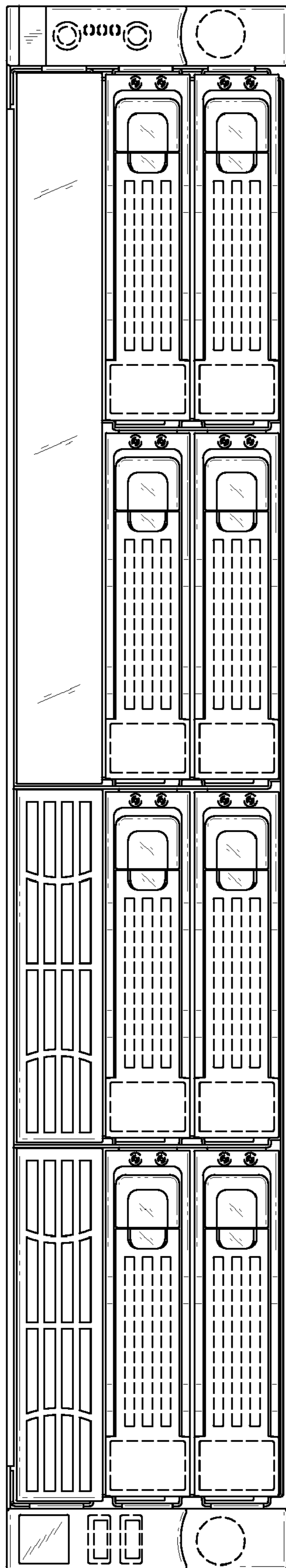


FIG. 2




FIG. 3




FIG. 4




FIG. 5




FIG. 6