



US00D608744S

(12) **United States Design Patent**  
**Kim et al.**

(10) **Patent No.:** **US D608,744 S**  
(45) **Date of Patent:** **\*\* Jan. 26, 2010**

(54) **SET TOP BOX**

(75) Inventors: **Dae-Joung Kim**, Seoul (KR);  
**Chul-Yong Cho**, Seoul (KR); **Sin-Wi Moon**, Jeju-do (KR); **Sung-Il Bang**, Seoul (KR)

(73) Assignee: **Samsung Electronics Co., Ltd.**, Suwon, Kyunggi-do (KR)

(\*\*) Term: **14 Years**

(21) Appl. No.: **29/315,457**

(22) Filed: **Jun. 26, 2009**

(30) **Foreign Application Priority Data**

Apr. 16, 2009 (KR) ..... 30-2009-0016211

(51) **LOC (9) Cl.** ..... **14-03**

(52) **U.S. Cl.** ..... **D14/125**

(58) **Field of Classification Search** ..... D14/125-134, D14/239, 371, 136, 374-377; 312/7.2; 348/836, 348/838, 180, 184, 325, 739; 341/12; 248/917-924, 248/465, 123.11; 345/104, 133, 156, 168, 345/87, 173, 169; 349/1, 2, 11, 62; 720/605, 720/669, 600, 655, 99, 197; 455/344-347  
See application file for complete search history.

(56) **References Cited**

**U.S. PATENT DOCUMENTS**

D345,970 S \* 4/1994 Kawamoto ..... D14/125  
D466,875 S \* 12/2002 Kita ..... D14/125  
D469,066 S \* 1/2003 Takahashi ..... D14/125  
D470,465 S \* 2/2003 Lee ..... D14/125  
D529,879 S 10/2006 Park et al.  
D533,157 S 12/2006 Park  
D541,811 S 5/2007 Park  
D544,455 S 6/2007 Park et al.  
D545,774 S 7/2007 Woo et al.  
D551,183 S 9/2007 Park et al.  
D560,176 S 1/2008 Woo  
D560,177 S 1/2008 Chun et al.  
D560,182 S \* 1/2008 Park ..... D14/506

D560,689 S 1/2008 Cho  
D561,141 S \* 2/2008 Cho et al. .... D14/502  
D567,193 S 4/2008 Kang et al.  
D571,754 S 6/2008 Cho et al.  
D574,793 S 8/2008 Kim et al.  
D584,254 S 1/2009 Jeon et al.  
D584,701 S 1/2009 Kim et al.  
D585,395 S 1/2009 Cho et al.  
D587,223 S 2/2009 Chun  
D587,224 S 2/2009 Chun et al.  
D588,559 S 3/2009 Kim et al.

(Continued)

**OTHER PUBLICATIONS**

U.S. Appl. No. 29/313,613, Applicant : Chul-Yong Cho, et al., filed Jan. 27, 2009 entitled Set Top Box.

(Continued)

*Primary Examiner*—Raphael Barkai  
*Assistant Examiner*—Randall H Gholson  
(74) *Attorney, Agent, or Firm*—Flynn, Thiel, Boutell & Tanis, P.C.

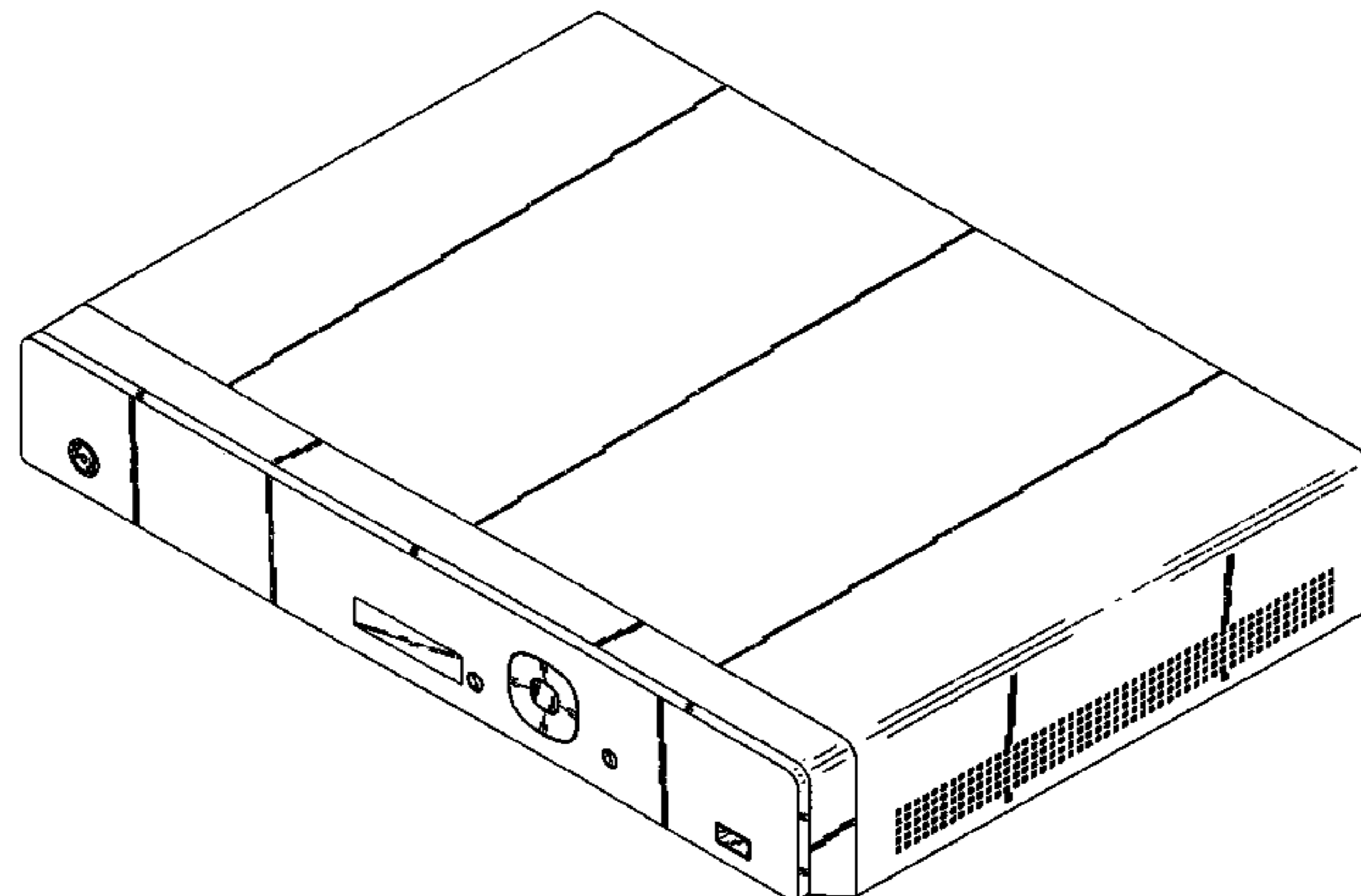
(57) **CLAIM**

The ornamental design for a set top box, as shown and described.

**DESCRIPTION**

FIG. 1 is a top front perspective view of a set top box showing our new design;  
FIG. 2 is a front elevational view thereof;  
FIG. 3 is a rear elevational view thereof;  
FIG. 4 is a left side elevational view thereof;  
FIG. 5 is a right side elevational view thereof;  
FIG. 6 is a top plan view thereof; and,  
FIG. 7 is a bottom plan view thereof.

**1 Claim, 4 Drawing Sheets**



# US D608,744 S

Page 2

---

## U.S. PATENT DOCUMENTS

D592,619 S 5/2009 Woo et al.  
D592,620 S 5/2009 Kim et al.  
D593,971 S 6/2009 Kim et al.  
D593,972 S 6/2009 Cho et al.  
D593,973 S 6/2009 Cho et al.  
D596,149 S 7/2009 Cho et al.

## OTHER PUBLICATIONS

U.S. Appl. No. 29/313,614, Applicant : Chul-Yong Cho, et al., filed  
Jan. 27, 2009 entitled Set Top Box.

U.S. Appl. No. 29/313,615, Applicant : Chul-Yong Cho, et al., filed  
Jan. 27, 2009 entitled Set Top Box.

U.S. Appl. No. 29/313,616, Applicant : Chul-Yong Cho, et al., filed  
Jan. 27, 2009 entitled Set Top Box.

U.S. Appl. No. 29/313,617, Applicant : Chul-Yong Cho, et al., filed  
Jan. 27, 2009 entitled Set Top Box.

U.S. Appl. No. 29/315,458, Applicant : Chul-Yong Cho, et al., filed  
Jun. 26, 2009 entitled Set Top Box.

\* cited by examiner

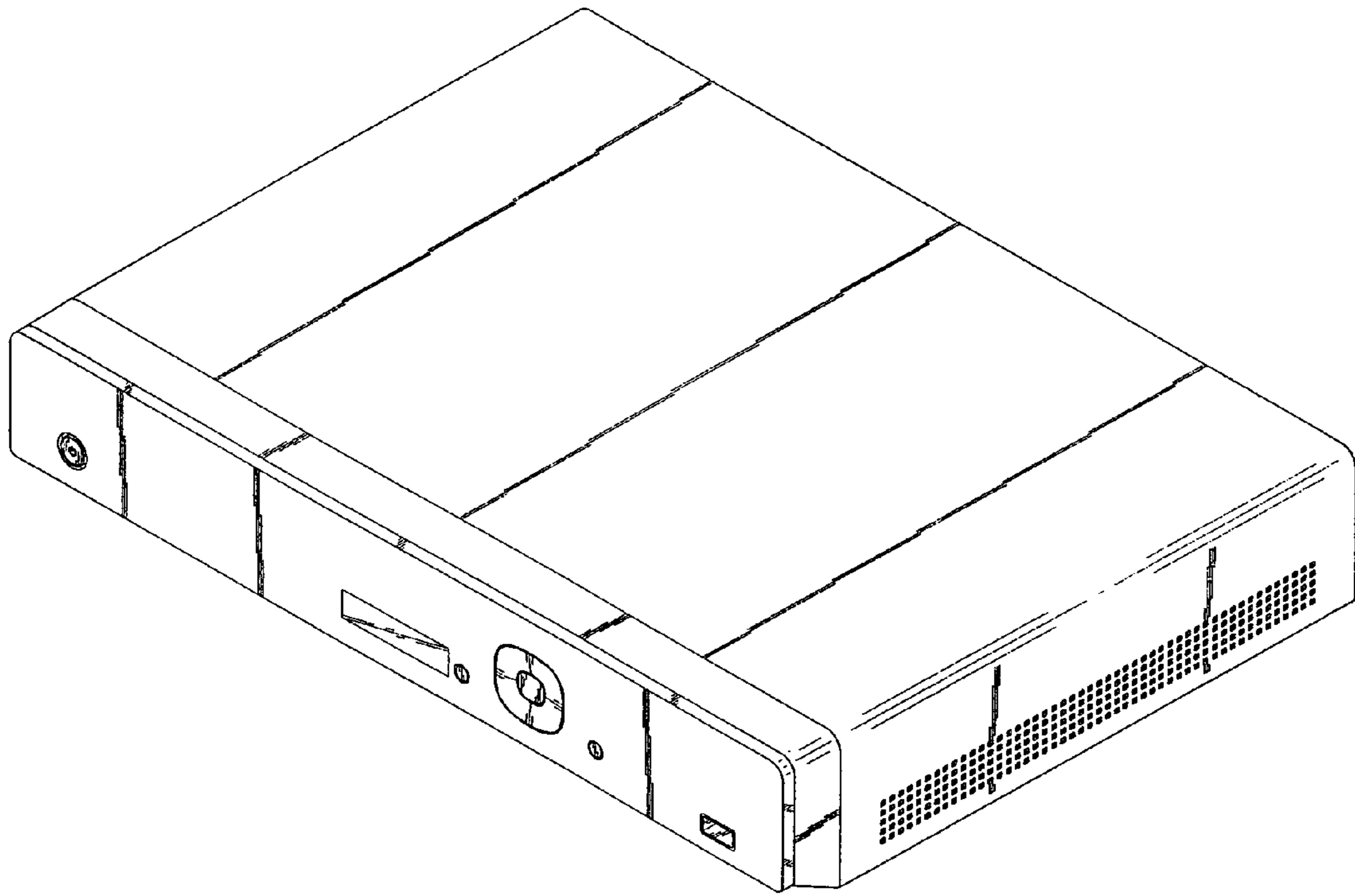


FIG. 1

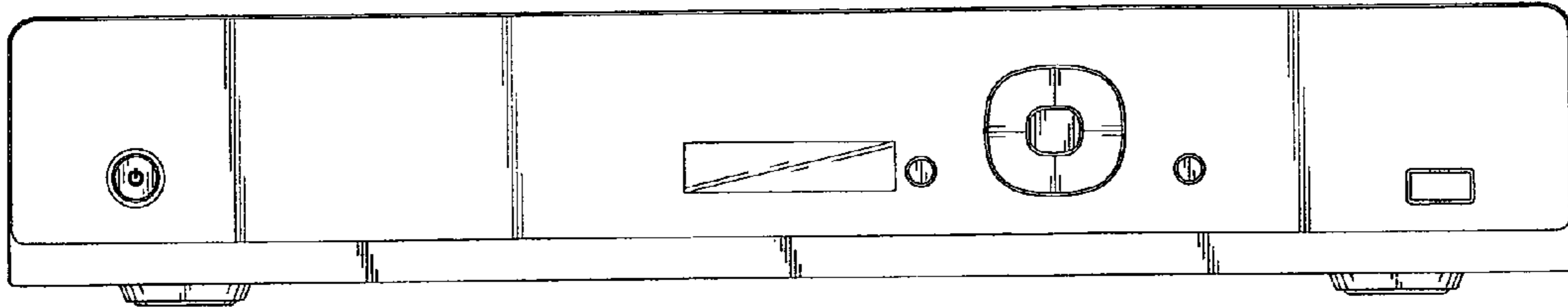


FIG. 2

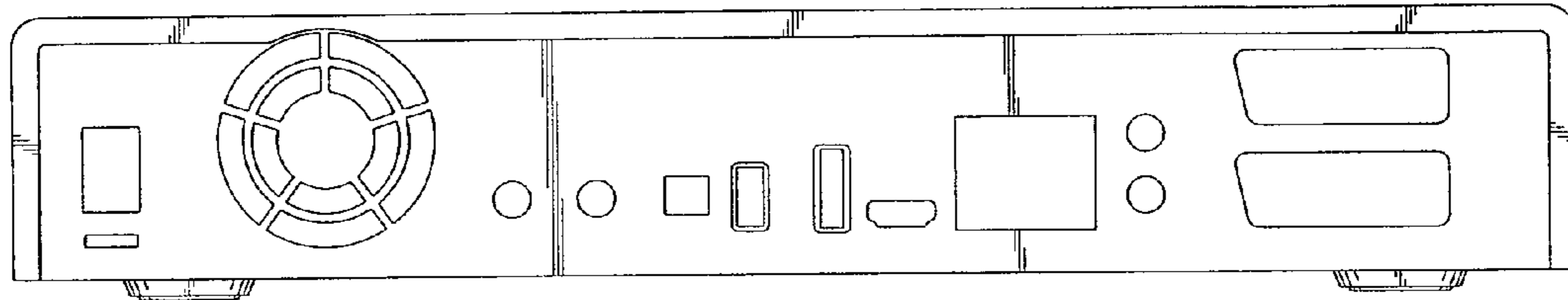


FIG. 3

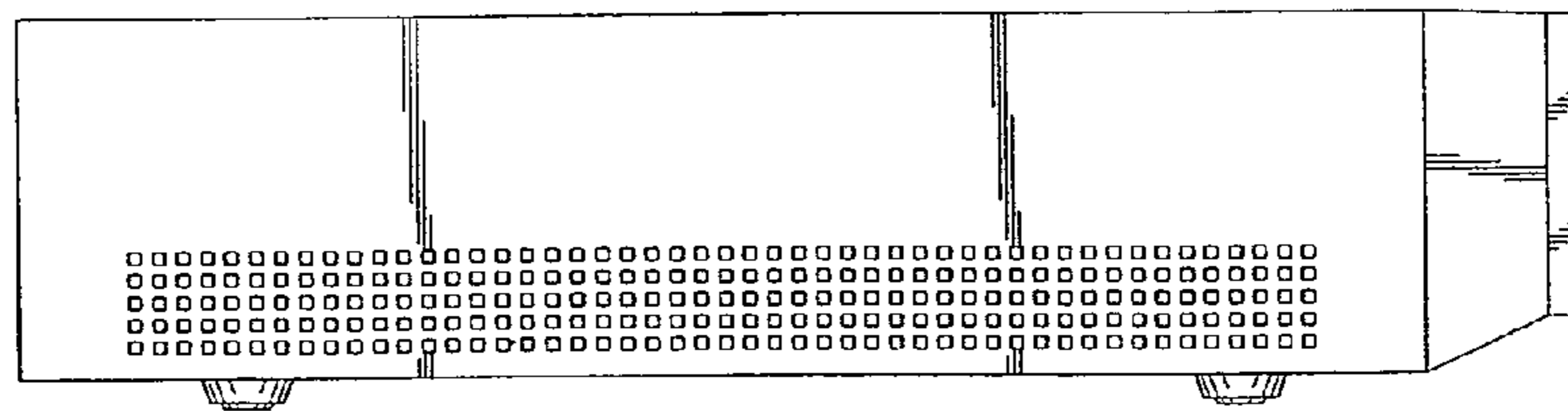


FIG. 4

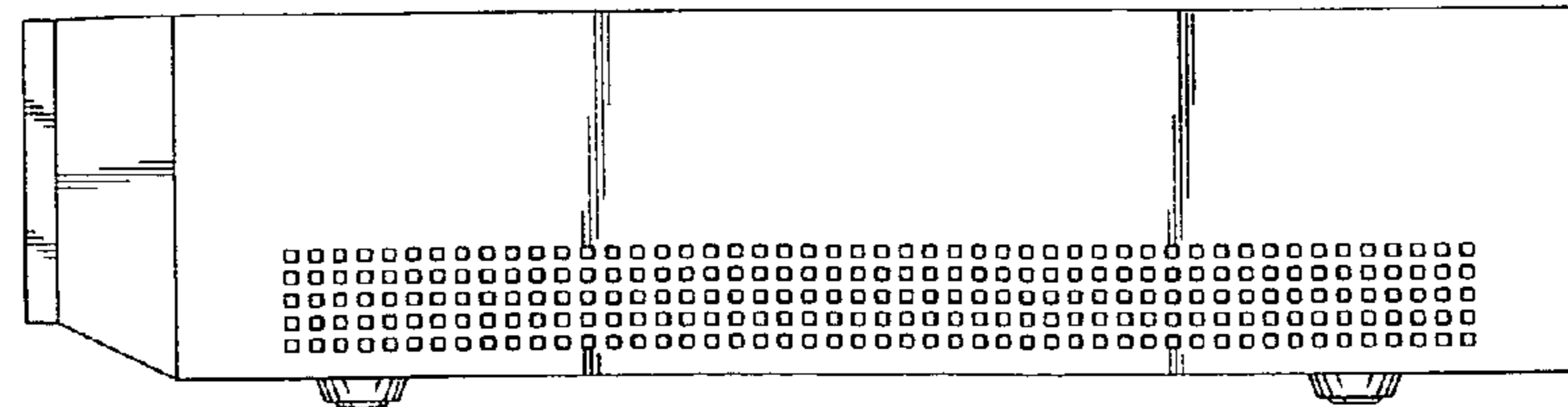


FIG. 5




FIG.6




FIG. 7