



US00D608733S

(12) **United States Design Patent**
Smith

(10) **Patent No.:** **US D608,733 S**

(45) **Date of Patent:** **** Jan. 26, 2010**

(54) **ELECTRIC VEHICLE CHARGING STATION**

(75) Inventor: **Stephan J. Smith**, Portland, OR (US)

(73) Assignee: **Portland General Electric Company**,
Portland, OR (US)

(**) Term: **14 Years**

(21) Appl. No.: **29/336,459**

(22) Filed: **May 4, 2009**

(51) **LOC (9) Cl.** **13-02**

(52) **U.S. Cl.** **D13/107**

(58) **Field of Classification Search** D13/102-103,
D13/107-110, 118-119, 133, 144, 184; D14/251,
D14/253, 432, 434, 184; 439/300, 620, 638,
439/668-669, 675, 825; 320/107-115; D20/10,
D20/19, 41; D12/400

See application file for complete search history.

(56) **References Cited**

U.S. PATENT DOCUMENTS

- D237,718 S * 11/1975 Bozich D13/139.5
- D244,465 S * 5/1977 Stoneman D13/139.4
- D270,831 S * 10/1983 Jensen D13/139.5
- D272,655 S * 2/1984 Smith D26/51
- D290,599 S * 6/1987 Wyatt D13/139.5
- D299,821 S * 2/1989 Dively D13/139.5
- D307,580 S * 5/1990 Reali D13/152
- 5,461,299 A * 10/1995 Bruni 320/108
- D373,000 S * 8/1996 Brady D26/68
- D416,946 S * 11/1999 Gluck et al. D20/41

- D417,894 S * 12/1999 Herbst D20/41
- D425,131 S * 5/2000 Gluck et al. D20/10
- D434,001 S * 11/2000 Sayger D13/139.5
- D471,241 S * 3/2003 Spiller D20/41
- D596,560 S * 7/2009 Cutchins et al. D13/108
- D597,937 S * 8/2009 Haw et al. D13/107

* cited by examiner

Primary Examiner—Rosemary K Tarcza

(74) *Attorney, Agent, or Firm*—Klarquist Sparkman, LLP

(57) **CLAIM**

The ornamental design for an electric vehicle charging station, as shown and described.

DESCRIPTION

FIG. 1 is a perspective view of an electric vehicle charging station showing my new design;

FIG. 2 is a top plan view thereof;

FIG. 3 is a rear view thereof;


FIG. 4 is a right side view of FIG. 3 thereof; the left side view being a mirror image of the right side view;

FIG. 5 is a front view thereof; and,

FIG. 6 is a bottom plan view thereof.

The broken lines of the electrical outlet covers, projecting lip, and portions of the bottom plan view interior to the outer edge that is visible in the bottom view are included for the purpose of illustration and form no part of the claimed design.

1 Claim, 2 Drawing Sheets






FIG. 1

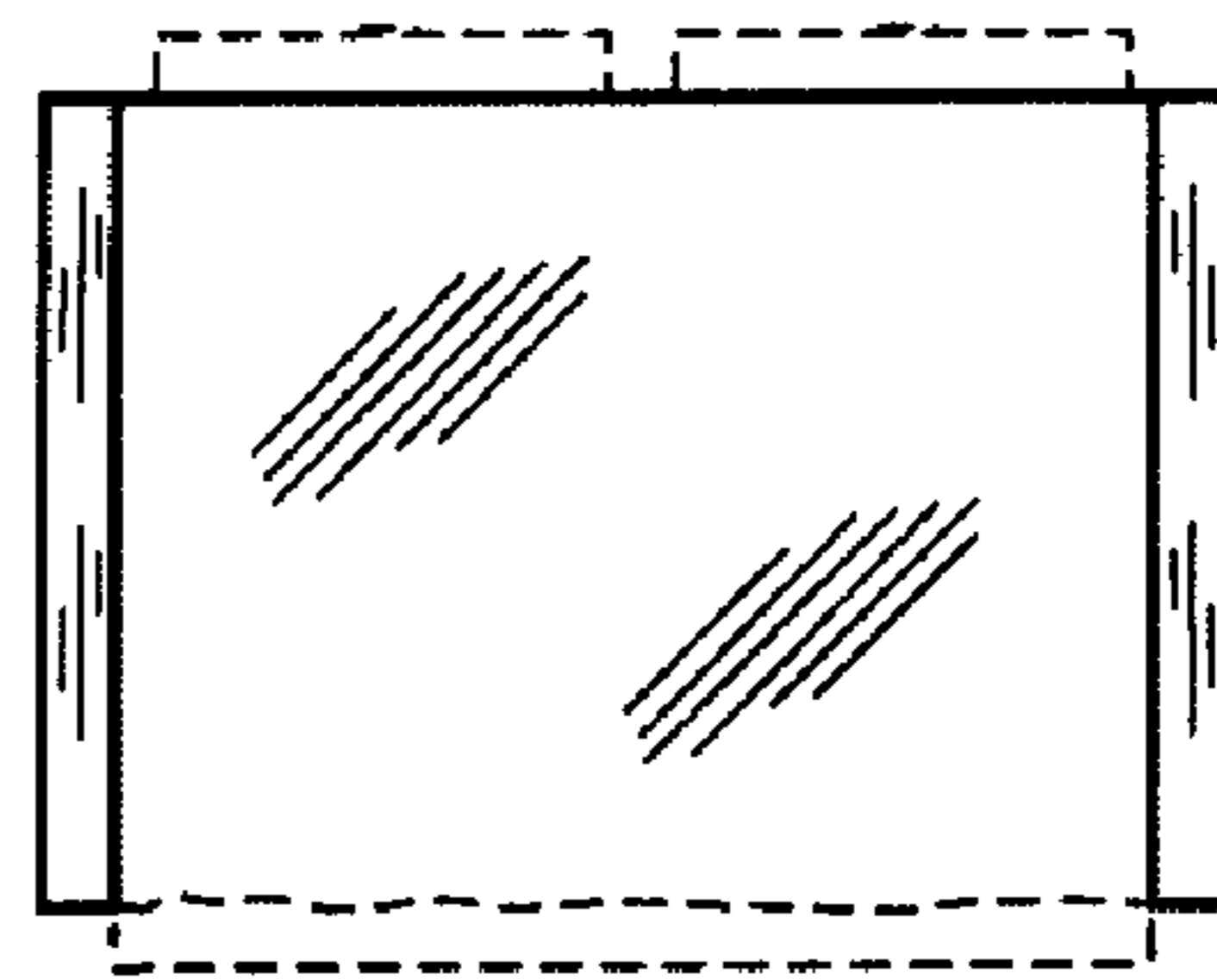


FIG. 2




FIG. 6

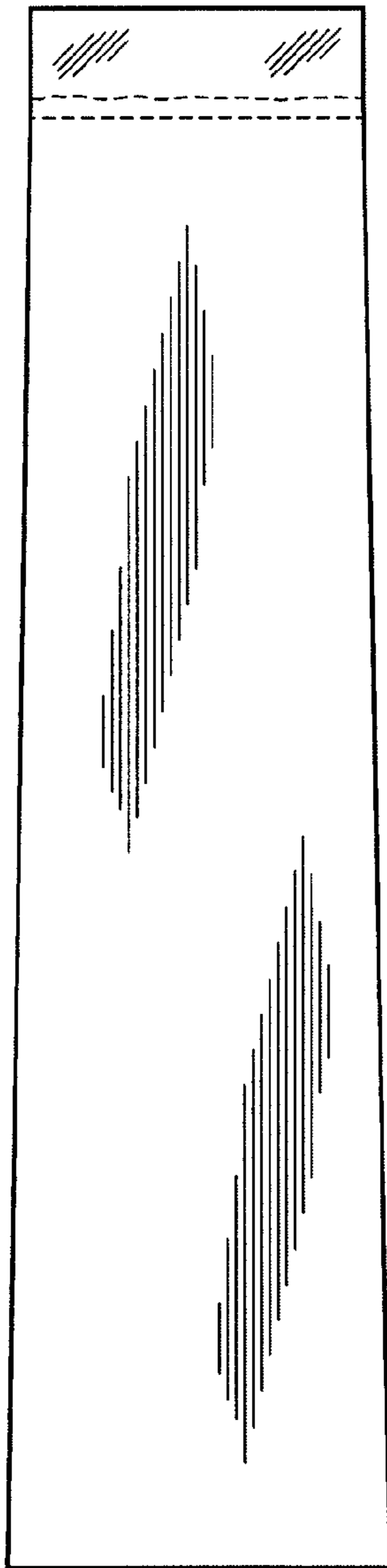


FIG. 3

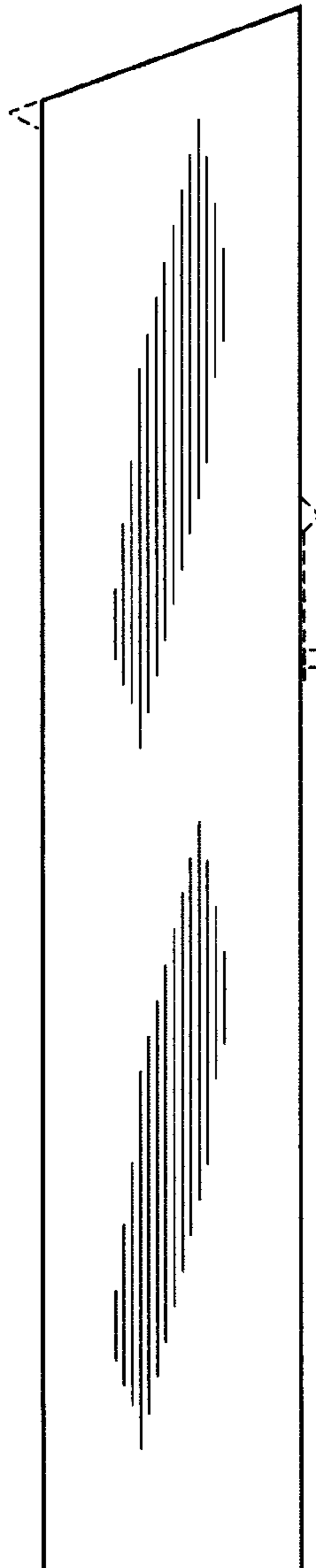


FIG. 4

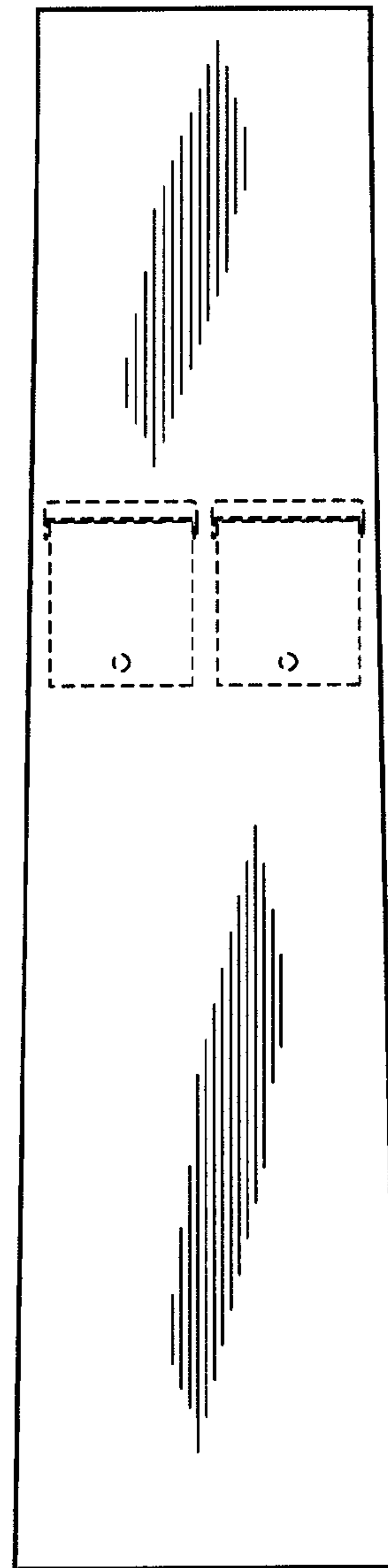


FIG. 5