



US00D608726S

(12) **United States Design Patent**
Tanaka

(10) **Patent No.:** **US D608,726 S**
(45) **Date of Patent:** **** Jan. 26, 2010**

(54) **AUTOMOBILE TIRE**

(75) Inventor: **Masaya Tanaka**, Osaka (JP)
(73) Assignee: **Toyo Tire & Rubber Co., Ltd.**, Osaka (JP)
(**) Term: **14 Years**
(21) Appl. No.: **29/287,002**
(22) Filed: **Jun. 15, 2007**

(30) **Foreign Application Priority Data**
Feb. 27, 2007 (JP) 2007-007934

(51) **LOC (9) Cl.** **12-15**
(52) **U.S. Cl.** **D12/566**
(58) **Field of Classification Search** D12/500–502,
D12/533, 558, 559, 562–567, 604, 605; D21/563,
D21/779; 152/209.1, 209.18, 209.25, 209.27,
152/209.28

See application file for complete search history.

(56) **References Cited**

U.S. PATENT DOCUMENTS

D333,455 S * 2/1993 Himuro et al. D12/565
D370,196 S * 5/1996 Graas et al. D12/566
5,785,780 A * 7/1998 Ochi 152/209.18
D426,498 S * 6/2000 Ebiko et al. D12/566
D441,696 S * 5/2001 Fierro et al. D12/563
D451,867 S * 12/2001 Clark et al. D12/566
D485,802 S * 1/2004 Hiro D12/559
2006/0016533 A1 * 1/2006 Ohashi 152/151
2006/0118222 A1 * 6/2006 Ebiko 152/209.28

FOREIGN PATENT DOCUMENTS

JP 1056869-1 S 4/2000

OTHER PUBLICATIONS

Toyo Observe G02 Plus Tire; 2005 Tread Design Guide, p. 53, Row 1, Item 5.*
Bridgestone Winter Dueler DM-Z2 Tire; 2005 Tread Design Guide, p. 63, Row 1, Item 5.*
Toyo Open Country G-02 Plus Tire; 2005 Tread Design Guide, p. 96, Row 2, Item 3.*
Pre-Q Aggressive Drive Tire; 2005 Tread Design Guide, p. 240, Row 3, Item 1.*

* cited by examiner

Primary Examiner—Caron Veynar
Assistant Examiner—Garth Rademaker
(74) *Attorney, Agent, or Firm*—Westerman, Hattori, Daniels & Adrian, LLP

(57) **CLAIM**

The ornamental design for an automobile tire, as shown and described.

DESCRIPTION

FIG. 1 is a front view of an automobile tire;
FIG. 2 is a rear view thereof;
FIG. 3 is a left side view thereof;
FIG. 4 is a right side view thereof;
FIG. 5 is a perspective view thereof;
FIG. 6 is a front view thereof, shown with a portion of the groove area shown in black; and,
FIG. 7 is a cross-section view thereof, taken along line 7—7 in FIG. 6 and shown at an enlarged scale.
The broken lines depict environmental subject matter only and form no part of the claimed design.

1 Claim, 7 Drawing Sheets






FIG.1

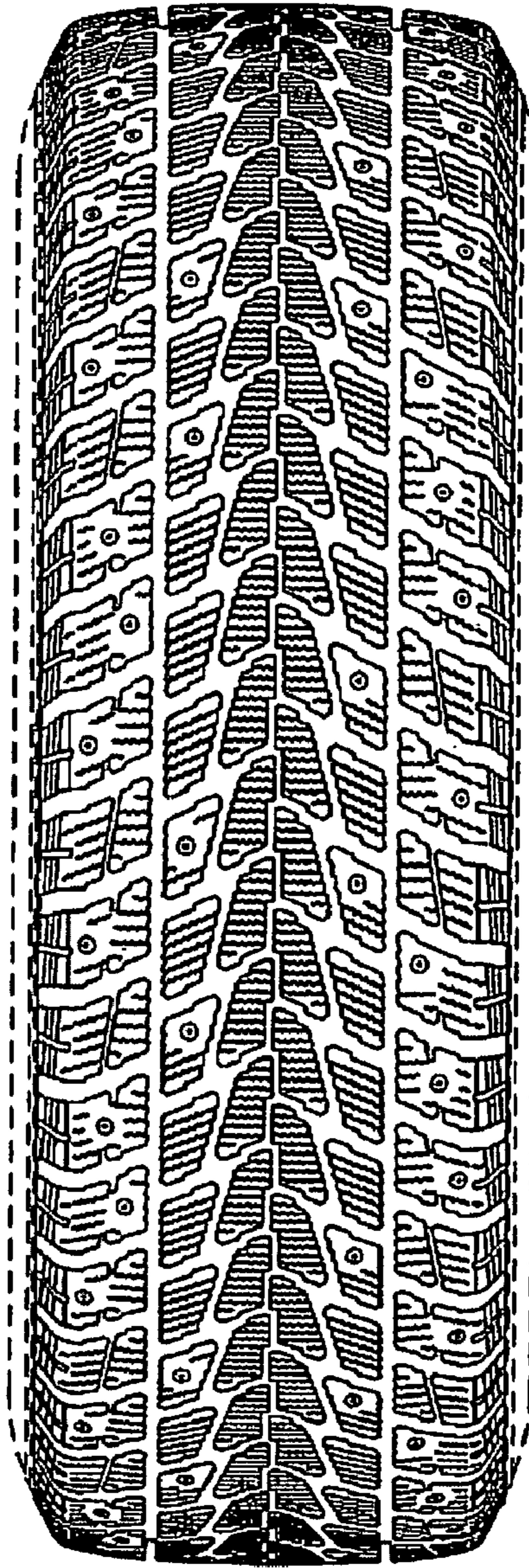


FIG.2

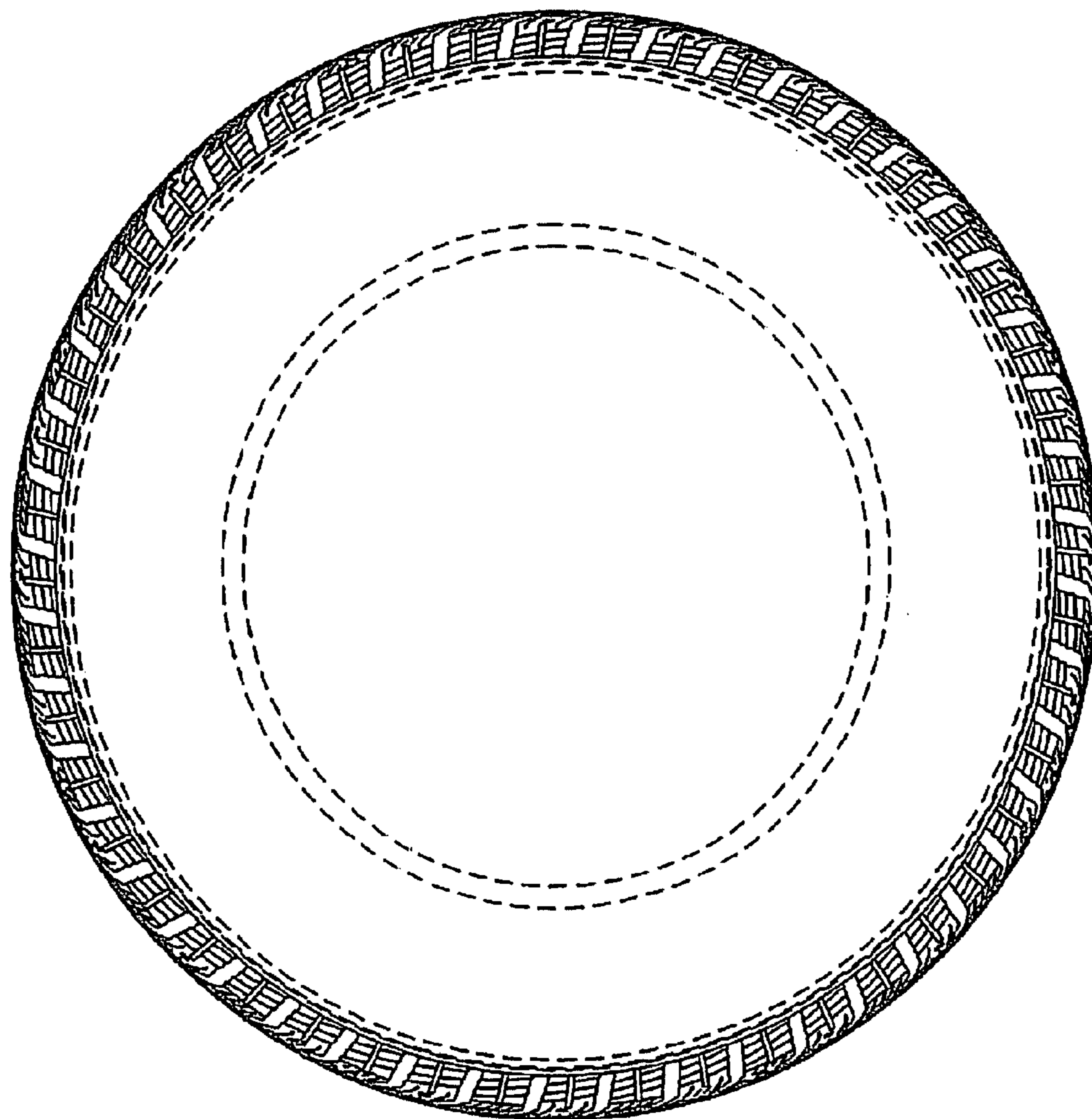


FIG.3

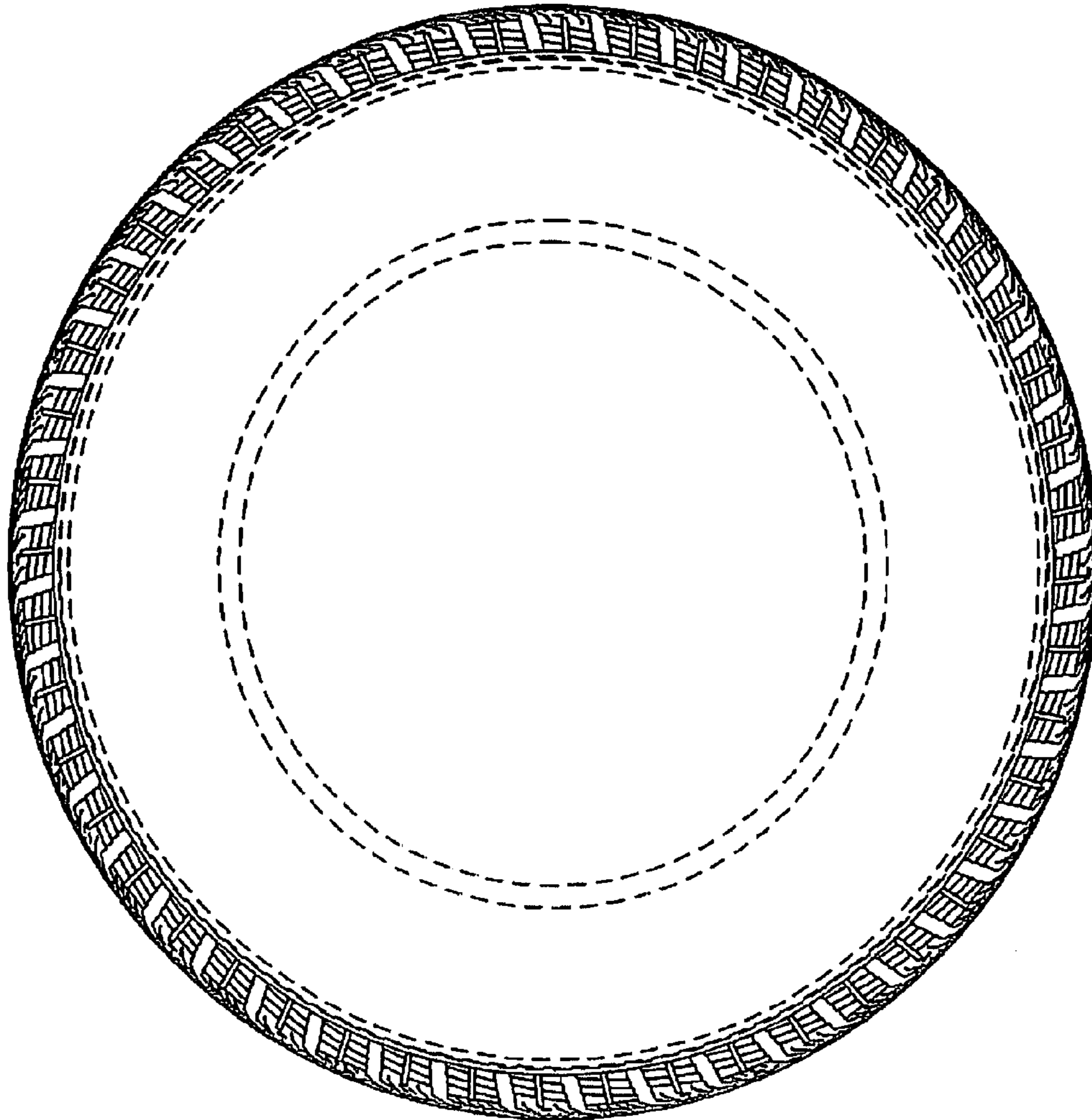


FIG.4

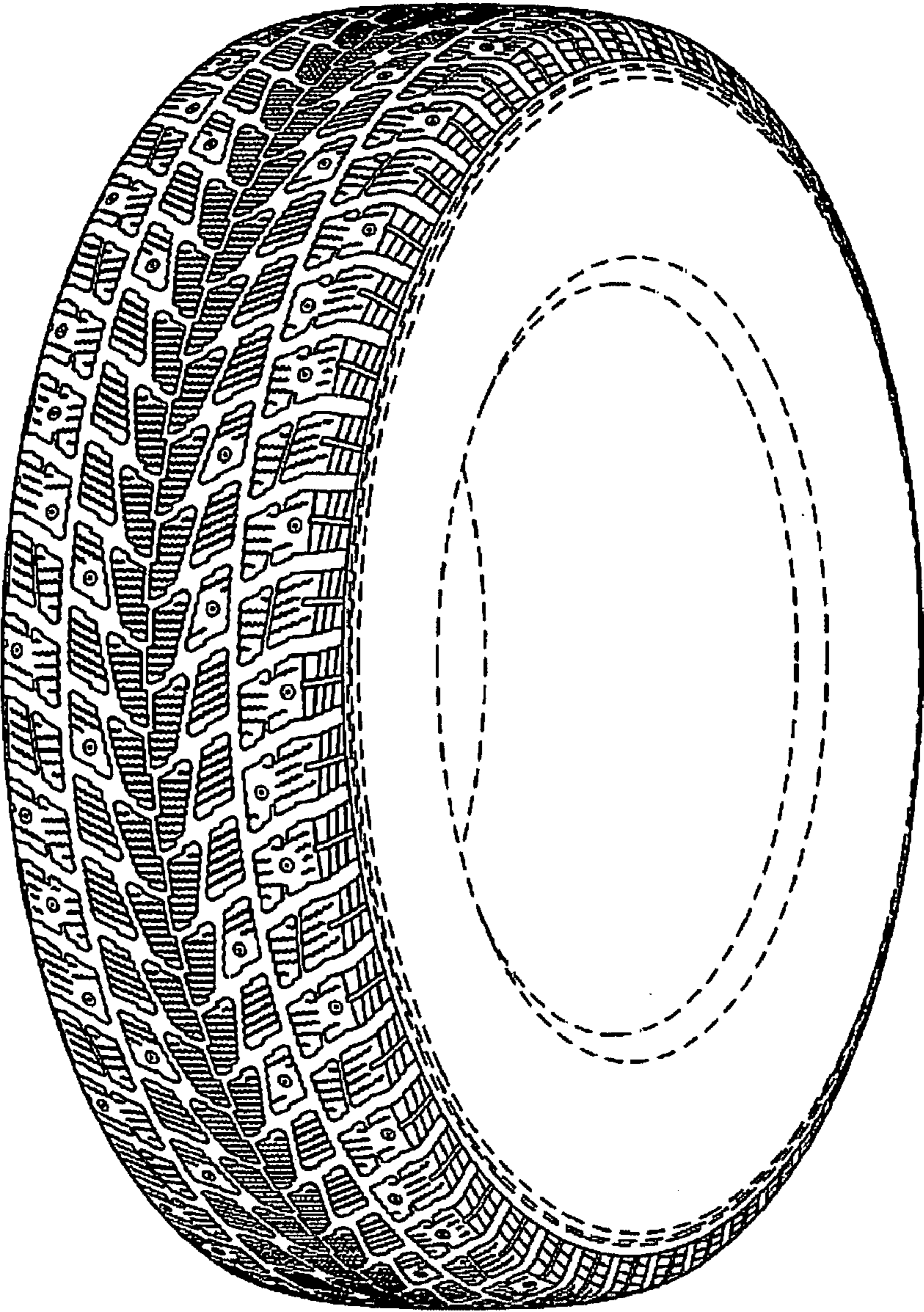


FIG.5

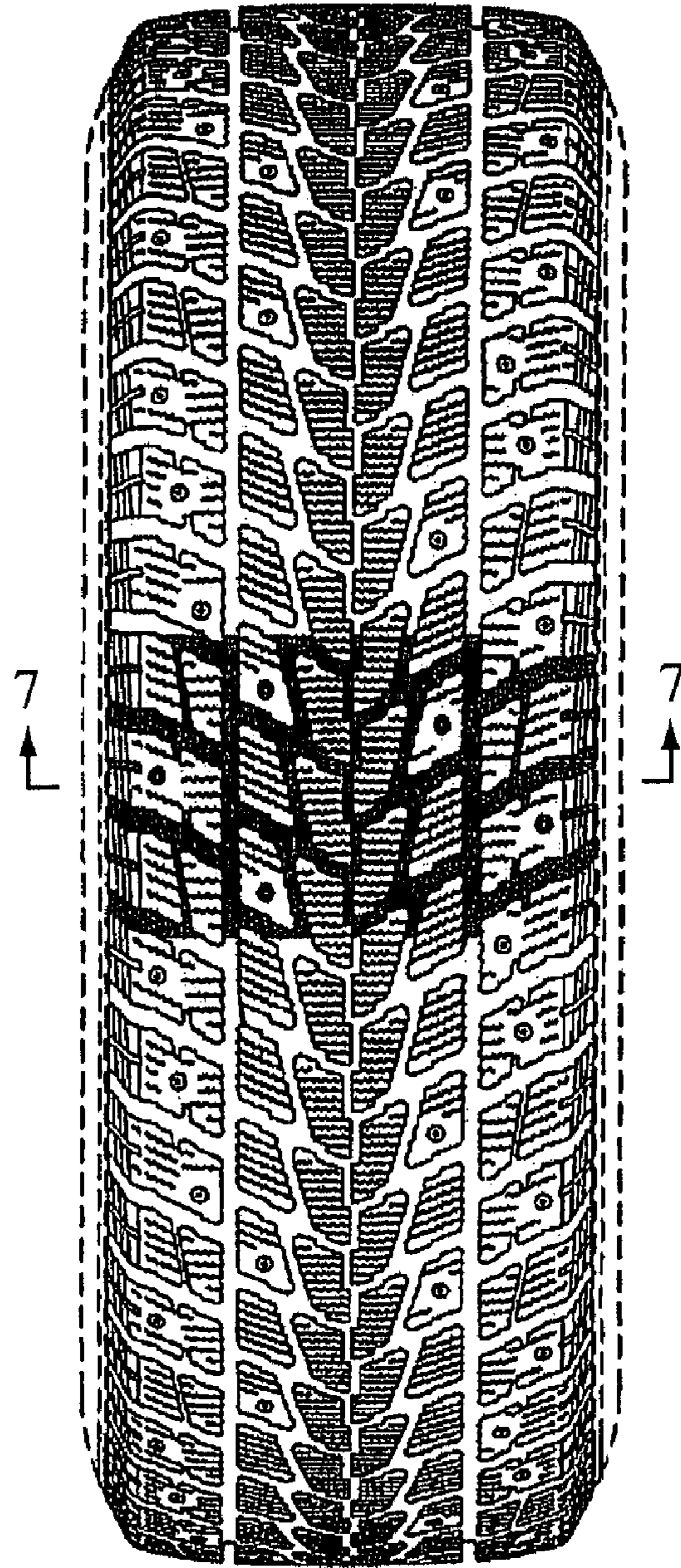


FIG. 6




FIG. 7