



US00D608700S

(12) **United States Design Patent**
Burki et al.

(10) **Patent No.:** **US D608,700 S**
(45) **Date of Patent:** **** Jan. 26, 2010**

(54) **FRONT PORTION OF A VEHICLE, TOY
REPLICA AND/OR OTHER REPLICAS**

D507,991 S * 8/2005 Pfeiffer et al. D12/91
D511,716 S * 11/2005 Pfeiffer D12/91
D514,026 S * 1/2006 Pfeiffer et al. D12/91
D599,704 S * 9/2009 Frenzel et al. D12/91

(75) Inventors: **Emiel Burki**, Stuttgart (DE); **Klaus Frenzel**, Winnenden (DE); **Steffen Koehl**, Stuttgart (DE); **Diederik Vanbrabant**, Zelzate (BE); **Gorden Wagener**, Stuttgart (DE)

* cited by examiner

Primary Examiner—Melody N Brown
(74) *Attorney, Agent, or Firm*—Crowell & Moring LLP

(73) Assignee: **Daimler AG**, Stuttgart (DE)

(57) **CLAIM**

(**) Term: **14 Years**

The ornamental design for a front portion of a vehicle, toy replica and/or other replicas, as shown and described.

(21) Appl. No.: **29/334,933**

DESCRIPTION

(22) Filed: **Apr. 6, 2009**

This application contains subject matter related to the following co-pending application:

(30) **Foreign Application Priority Data**

Oct. 14, 2008 (EM) 001020853-0002

Application Ser. No. 29/334,932, filed on even date herewith, entitled Vehicle, Toy, or Likeness Thereof.

(51) **LOC (9) Cl.** **12-16**

(52) **U.S. Cl.** **D12/164**

(58) **Field of Classification Search** D12/164,
D12/196, 90-92, 86; 296/181.1, 181.5
See application file for complete search history.

FIG. 1 is a left, front perspective view of a front portion of a vehicle, toy replica and/or other replicas according to our novel design, the right, front perspective view being mirror symmetrical;

FIG. 2 is a left side view thereof, the right side view being mirror symmetrical;

FIG. 3 is a front view thereof; and,

FIG. 4 is a top view thereof.

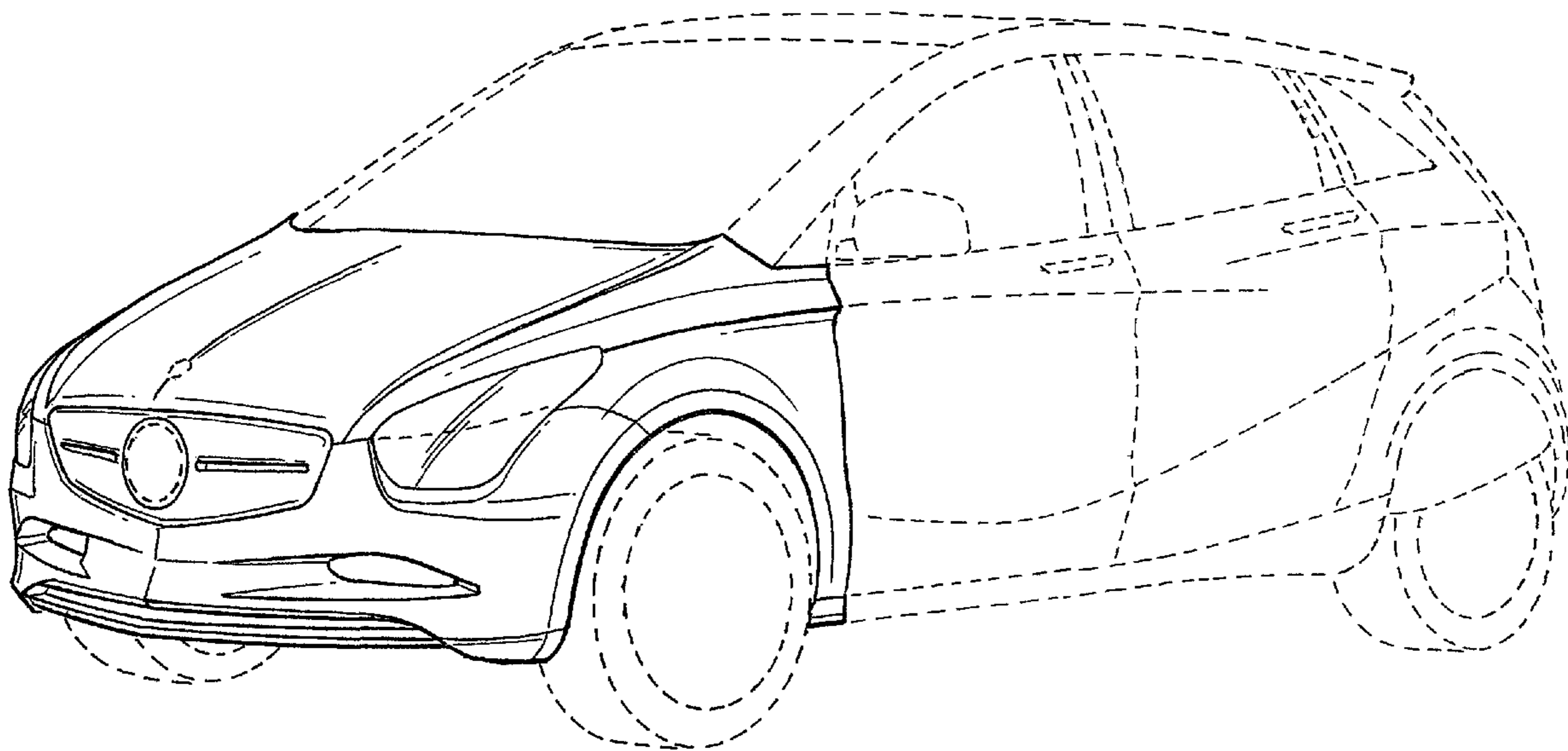
The broken lines are for illustrative purposes only and form no part of the claimed design.

(56) **References Cited**

U.S. PATENT DOCUMENTS

D469,038 S * 1/2003 Mattin et al. D12/91
D495,975 S * 9/2004 Pfeiffer D12/91
D496,607 S * 9/2004 Pfeiffer D12/91
D506,706 S * 6/2005 Pfeiffer et al. D12/91

1 Claim, 4 Drawing Sheets



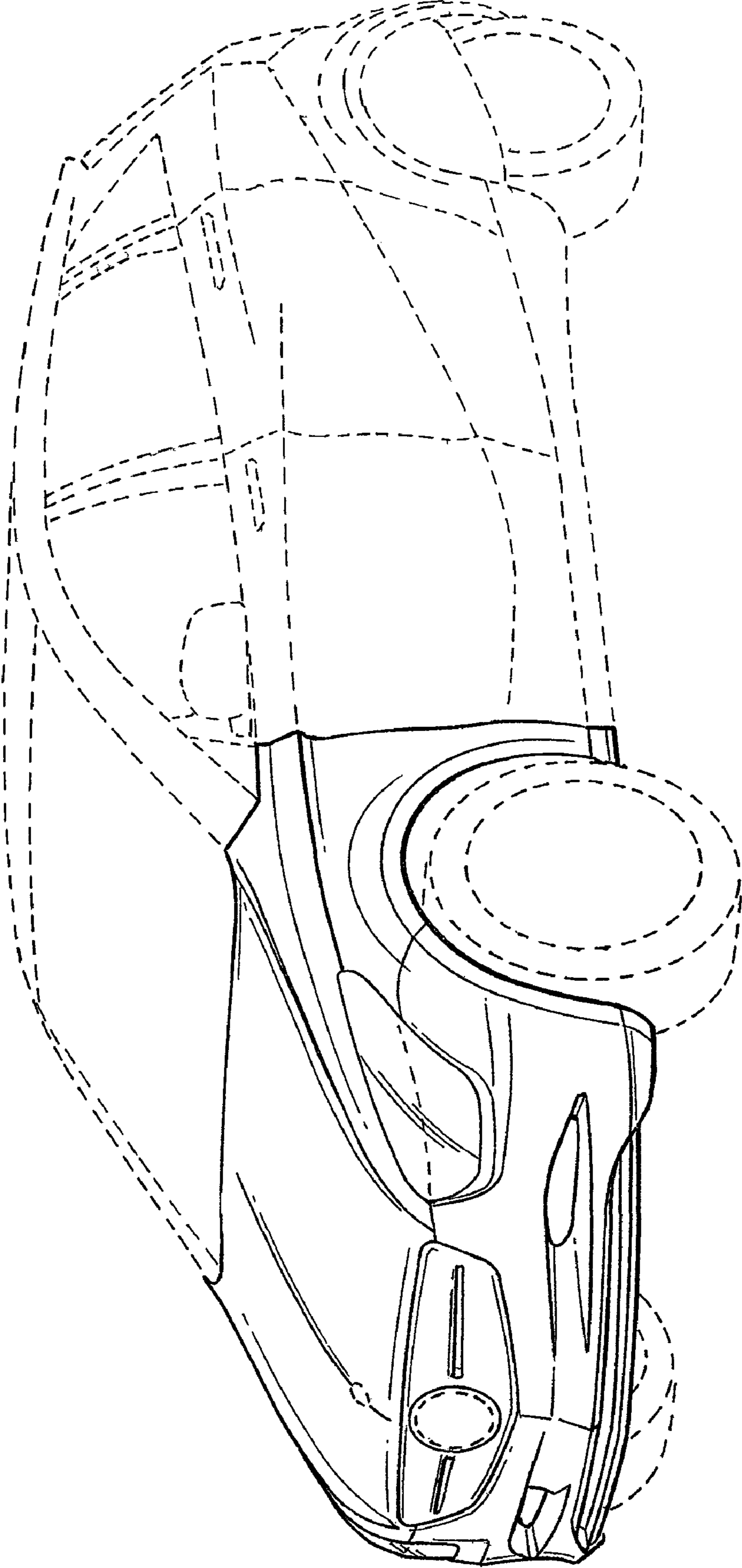


FIG. 1

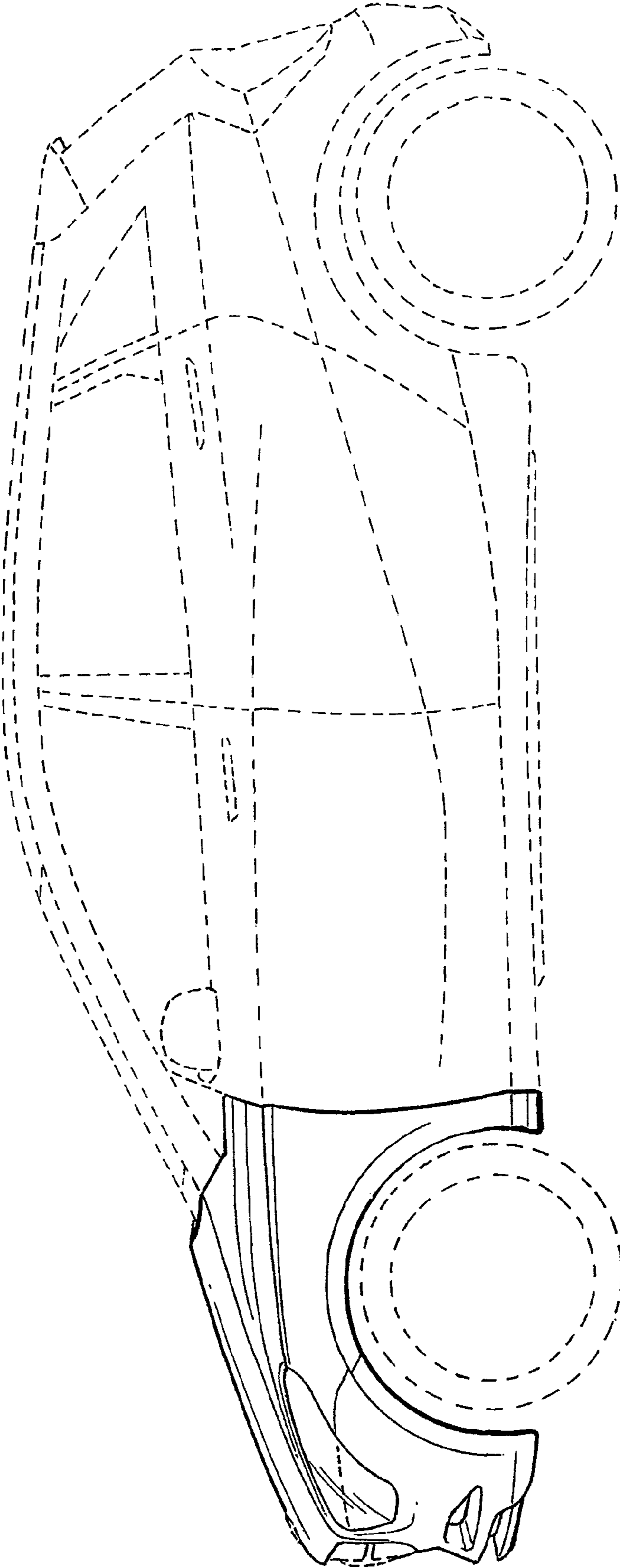


FIG. 2




FIG. 3

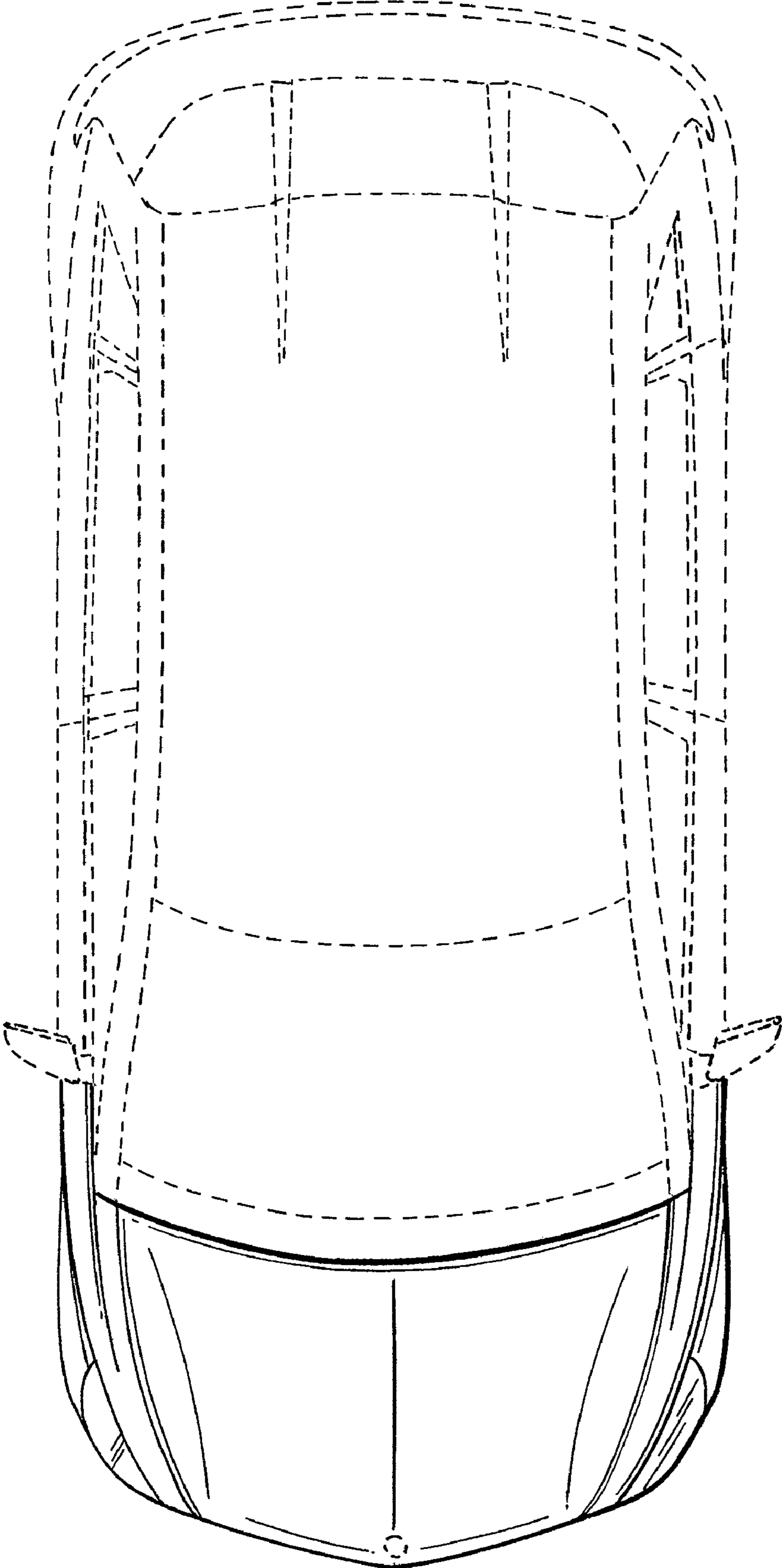


FIG. 4