



US00D608699S

(12) **United States Design Patent**  
**Bauer et al.**

(10) **Patent No.:** **US D608,699 S**  
(45) **Date of Patent:** **\*\* Jan. 26, 2010**

(54) **FRONT PORTION OF A VEHICLE, TOY  
REPLICA AND/OR OTHER REPLICAS**

(75) Inventors: **Karlheinz Bauer**, Esslingen (DE);  
**Hans-Dieter Futschik**, Gechingen (DE);  
**Holger Hutzenlaub**, Boeblingen (DE);  
**Steffen Koehl**, Stuttgart (DE); **Frank  
Pfisterer**, Weil der Stadt (DE); **Gorden  
Wagener**, Stuttgart (DE); **Il-Hun Yoon**,  
Boeblingen (DE)

(73) Assignee: **Daimler AG**, Stuttgart (DE)

(\*\*) Term: **14 Years**

(21) Appl. No.: **29/311,511**

(22) Filed: **Apr. 6, 2009**

(30) **Foreign Application Priority Data**

Oct. 7, 2008 (DE) ..... 402008004778

(51) **LOC (9) Cl.** ..... **12-16**

(52) **U.S. Cl.** ..... **D12/164**

(58) **Field of Classification Search** ..... D12/164,  
D12/196, 90-92, 86; 296/181.1, 181.5  
See application file for complete search history.

(56) **References Cited**

**U.S. PATENT DOCUMENTS**

D396,662 S \* 8/1998 Belker et al. .... D12/86  
D419,489 S \* 1/2000 Sacco et al. .... D12/92  
D423,989 S \* 5/2000 Lawson ..... D12/92

D434,699 S \* 12/2000 Pfeiffer ..... D12/92  
D439,551 S \* 3/2001 Hatt et al. .... D12/92  
D451,845 S \* 12/2001 Hull ..... D12/92  
D455,984 S \* 4/2002 Boulay et al. .... D12/92  
D458,872 S \* 6/2002 Ramaciotti ..... D12/92

\* cited by examiner

*Primary Examiner*—Melody N Brown  
(74) *Attorney, Agent, or Firm*—Crowell & Moring LLP

(57) **CLAIM**

The ornamental design for a front portion of a vehicle, toy replica and/or other replicas, as shown and described.

**DESCRIPTION**

This application contains subject matter related to the following co-pending U.S. application:

Application Ser. No. 29/311,512, entitled “Vehicle, Toy, or Likeness Thereof”.

FIG. 1 is a left, front perspective view of a front portion of a vehicle, toy replica and/or other replicas according to my novel design, the right, front perspective view being mirror symmetrical;


FIG. 2 is a front view thereof;

FIG. 3 is a left side view thereof, the right side view being mirror symmetrical; and,

FIG. 4 is a top view thereof.

The broken lines are for illustrative purposes only and form no part of the claimed design.

**1 Claim, 3 Drawing Sheets**



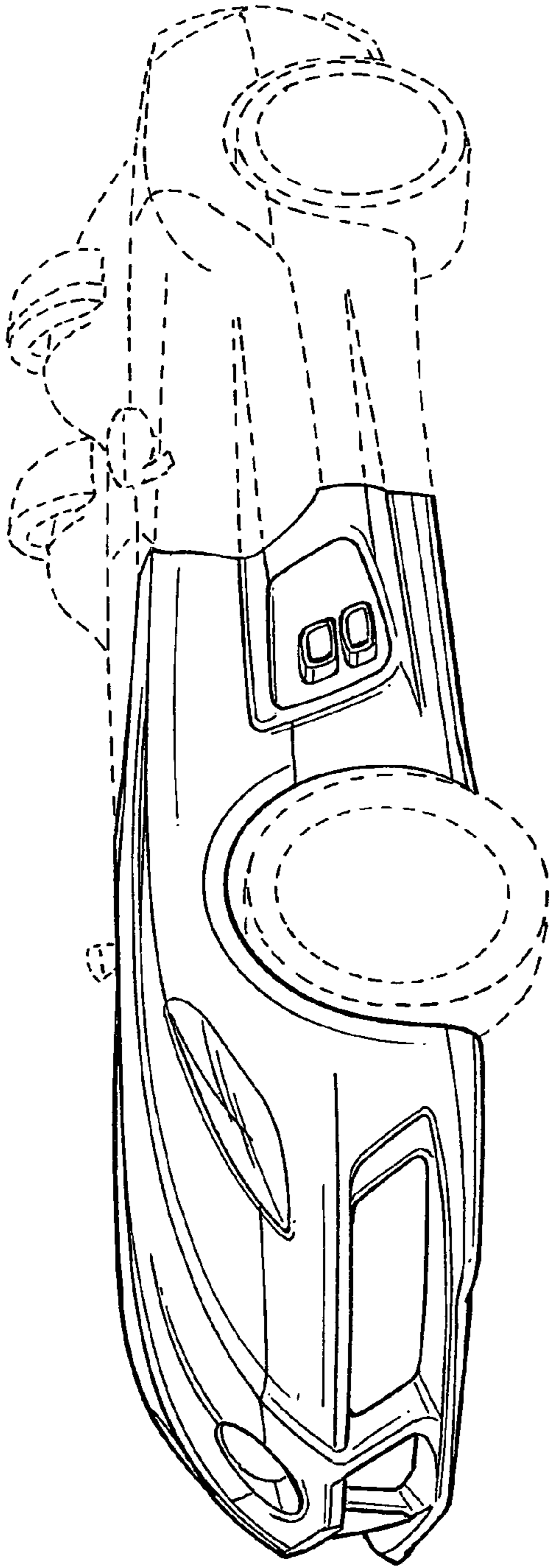


FIG. 1

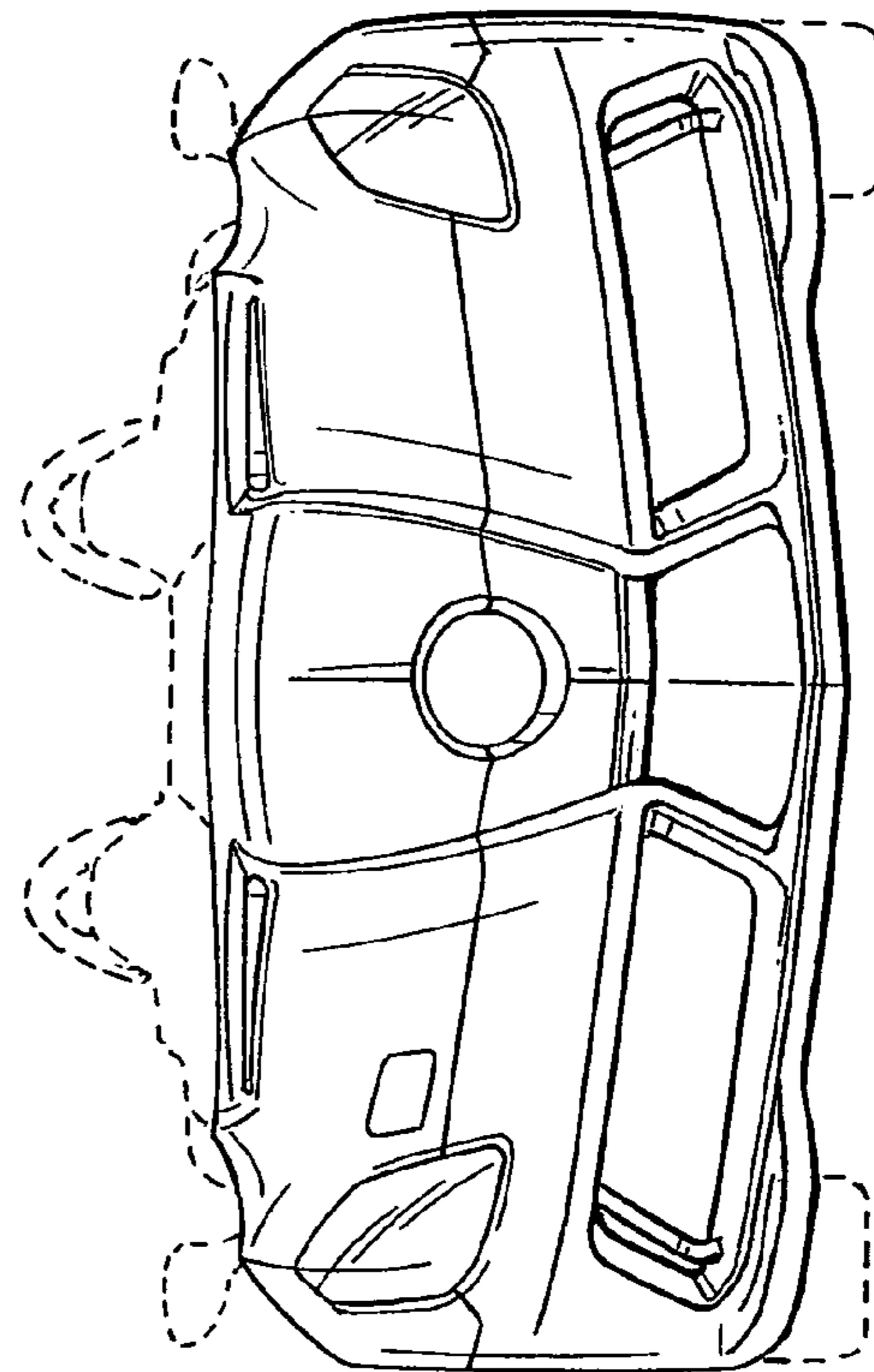


FIG. 2

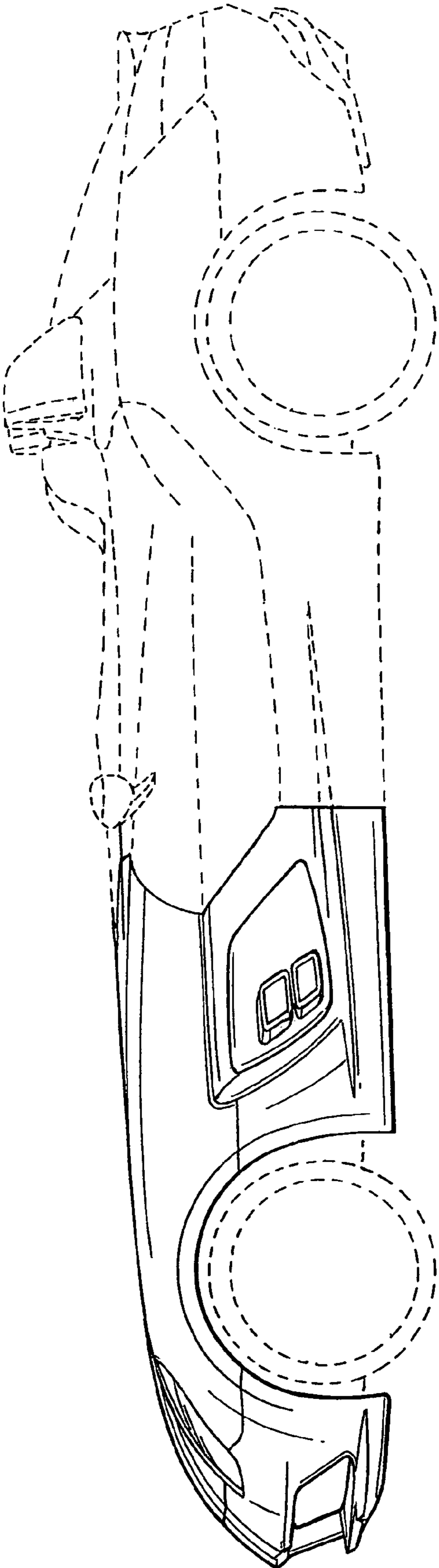


FIG. 3

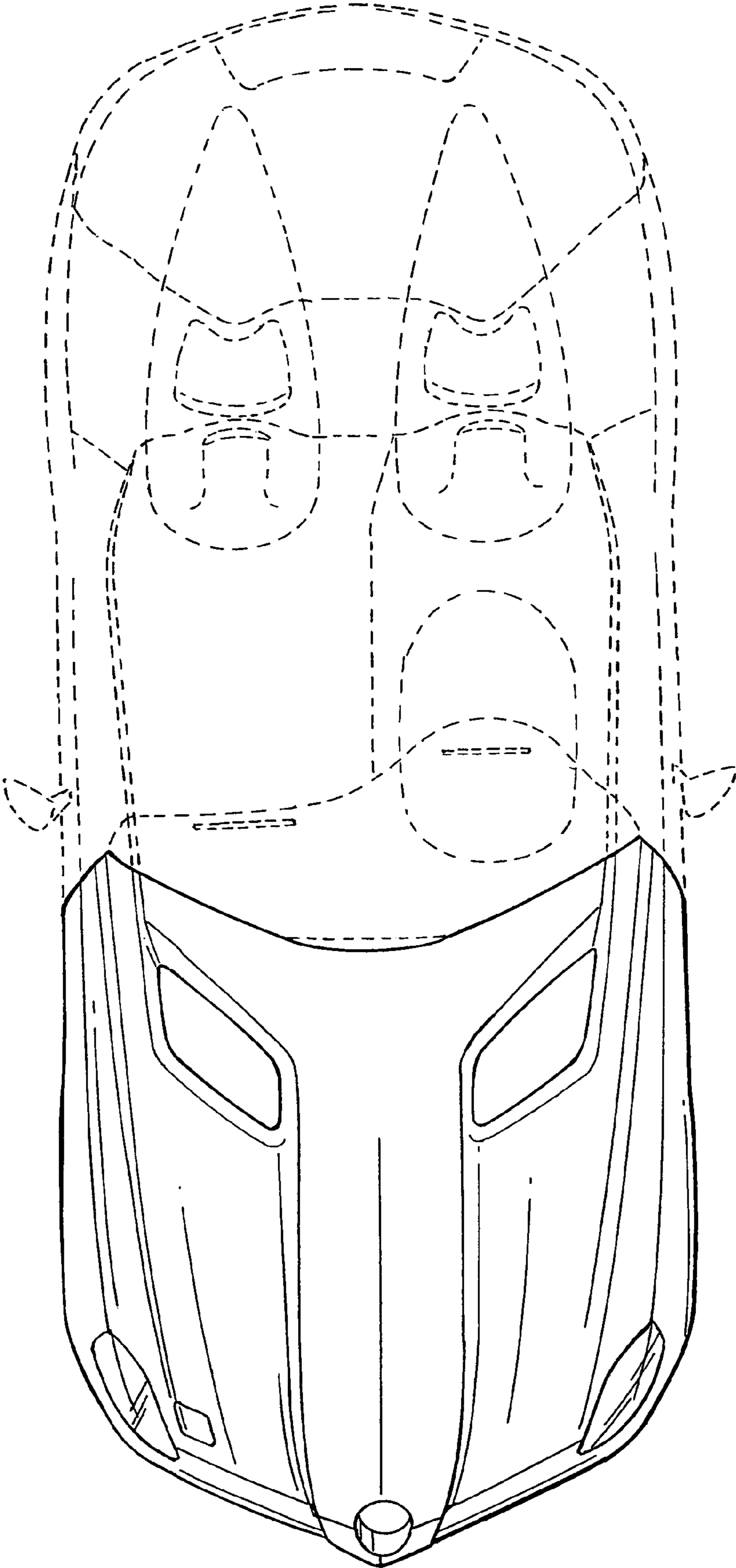


FIG. 4