

US00D608697S

(12) **United States Design Patent**
Takabatake

(10) **Patent No.:** **US D608,697 S**
(45) **Date of Patent:** **** Jan. 26, 2010**

(54) **FRONT GRILL FOR AN AUTOMOBILE**

(75) Inventor: **Moto Takabatake**, Aichi-ken (JP)

(73) Assignee: **Toyota Jidosha Kabushiki Kaisha**,
Toyota (JP)

(**) Term: **14 Years**

(21) Appl. No.: **29/325,391**

(22) Filed: **Sep. 30, 2008**

(30) **Foreign Application Priority Data**

Jun. 27, 2008 (JP) 2008-016655
Jun. 27, 2008 (JP) 2008-016659

(51) **LOC (9) Cl.** **12-16**

(52) **U.S. Cl.** **D12/163**

(58) **Field of Classification Search** D12/163,
D12/196, 171, 169, 216, 90-92, 86; 180/68.1,
180/68.6; 296/193.11

See application file for complete search history.

(56) **References Cited**

U.S. PATENT DOCUMENTS

D501,435 S * 2/2005 Hosoda et al. D12/163
D505,099 S * 5/2005 Suzuki D12/163
D519,425 S * 4/2006 Metsugi et al. D12/163
D525,920 S * 8/2006 Toyoda D12/163
D536,284 S * 2/2007 Nakamura et al. D12/163
D539,707 S * 4/2007 Golden et al. D12/163
D578,937 S * 10/2008 Hayashi et al. D12/163
D580,309 S * 11/2008 Walter et al. D12/163

OTHER PUBLICATIONS

Brochure for Toyota Celsior, issued by Toyota Jidosha Kabushiki
Kaisha, Aug. 2003.

Brochure of Aristo (Jul. 2000).

Brochure of Lexus IS, Sep. 2005; Toyota Jidosha Kabushiki Kaisha.
Photographs of Lexus IS, appeared on website <http://www.lexus.com/models/IS/> by Toyota Motor Sales, U.S.A., Inc., Oct. 10, 2007.
Photographs of Lexus GS, appeared on website <http://www.lexus.com/models/GS/> by ToyotaMotorSales, U.S.A., Inc., Oct. 10,2007.
Photograph of Toyota Estima; appeared on website <http://www.toyota.jp/estima/index.html> by Toyota Jidosha Kabushiki Kaisha,
Oct. 10, 2007.

* cited by examiner

Primary Examiner—Melody N Brown

(74) *Attorney, Agent, or Firm*—Finnegan, Henderson,
Farabow, Garrett & Dunner, L.L.P.

(57) **CLAIM**

The ornamental design for a front grill for an automobile, as
shown and described.

DESCRIPTION

FIG. 1 is a front perspective view of a front grill for an
automobile of my new design;

FIG. 2 is a front view thereof;

FIG. 3 is a rear view thereof;

FIG. 4 is a top plan view thereof;

FIG. 5 is a bottom plan view thereof;

FIG. 6 is a left-side view thereof; and,

FIG. 7 is a right-side view thereof.

A second embodiment of the design is the design of FIGS.
1-7, without the rear view of FIG. 3. Thus, the second embodi-
ment of the design is depicted in FIGS. 1, 2, and 4-7.

1 Claim, 3 Drawing Sheets






FIG. 1




FIG. 2




FIG. 3

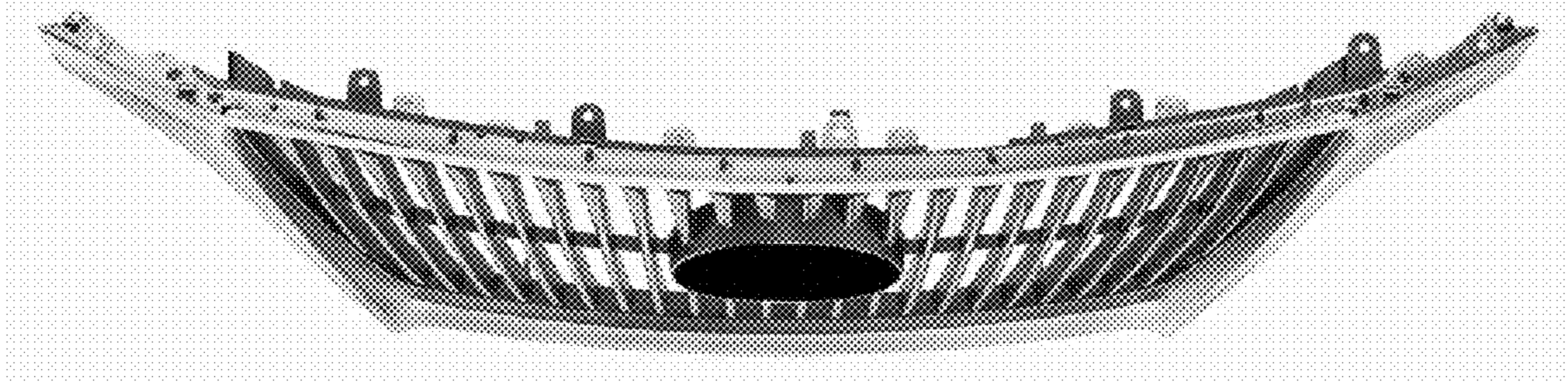


FIG. 4




FIG. 5




FIG. 6




FIG. 7