



US00D608691S

(12) **United States Design Patent**
Zak, Jr. et al.

(10) **Patent No.:** **US D608,691 S**
(45) **Date of Patent:** **** *Jan. 26, 2010**

(54) **VEHICLE BODY**

(75) Inventors: **Phillip A. Zak, Jr.**, West Bloomfield, MI (US); **Ronald K. Aselton**, Oakland Township, MI (US); **Samuel Zhao**, Sterling Heights, MI (US)

(73) Assignee: **GM Global Technology Operations, Inc.**, Detroit, MI (US)

(*) Notice: This patent is subject to a terminal disclaimer.

(**) Term: **14 Years**

(21) Appl. No.: **29/303,664**

(22) Filed: **Feb. 14, 2008**

(51) **LOC (9) Cl.** **12-08**

(52) **U.S. Cl.** **D12/91**

(58) **Field of Classification Search** D12/12, D12/82, 85, 86, 91, 92; D21/424, 433, 434, D21/539, 548-552, 557-560; 296/181.1-186.5, 296/FOR. 109, FOR. 111

See application file for complete search history.

(56) **References Cited**

U.S. PATENT DOCUMENTS

D574,298 S * 8/2008 Opfer et al. D12/91

D576,524 S * 9/2008 Zavatski et al. D12/91

D578,437 S * 10/2008 Nishihata et al. D12/91

D579,823 S * 11/2008 Choi et al. D12/91

D579,824 S * 11/2008 Pandey et al. D12/91

* cited by examiner

Primary Examiner—Antoine D Davis

(57) **CLAIM**

The ornamental design for a vehicle body, as shown and described.

DESCRIPTION

FIG. 1 is a right front perspective view of a vehicle body showing the new design;

FIG. 2 is a left rear perspective view thereof;


FIG. 3 is a left side view thereof, the right side being a mirror image thereof;

FIG. 4 is a front view thereof; and,

FIG. 5 is a rear view thereof.

In the drawings, the elements shown in broken lines are for illustrative purposes only and form no part of the claimed design.

1 Claim, 5 Drawing Sheets



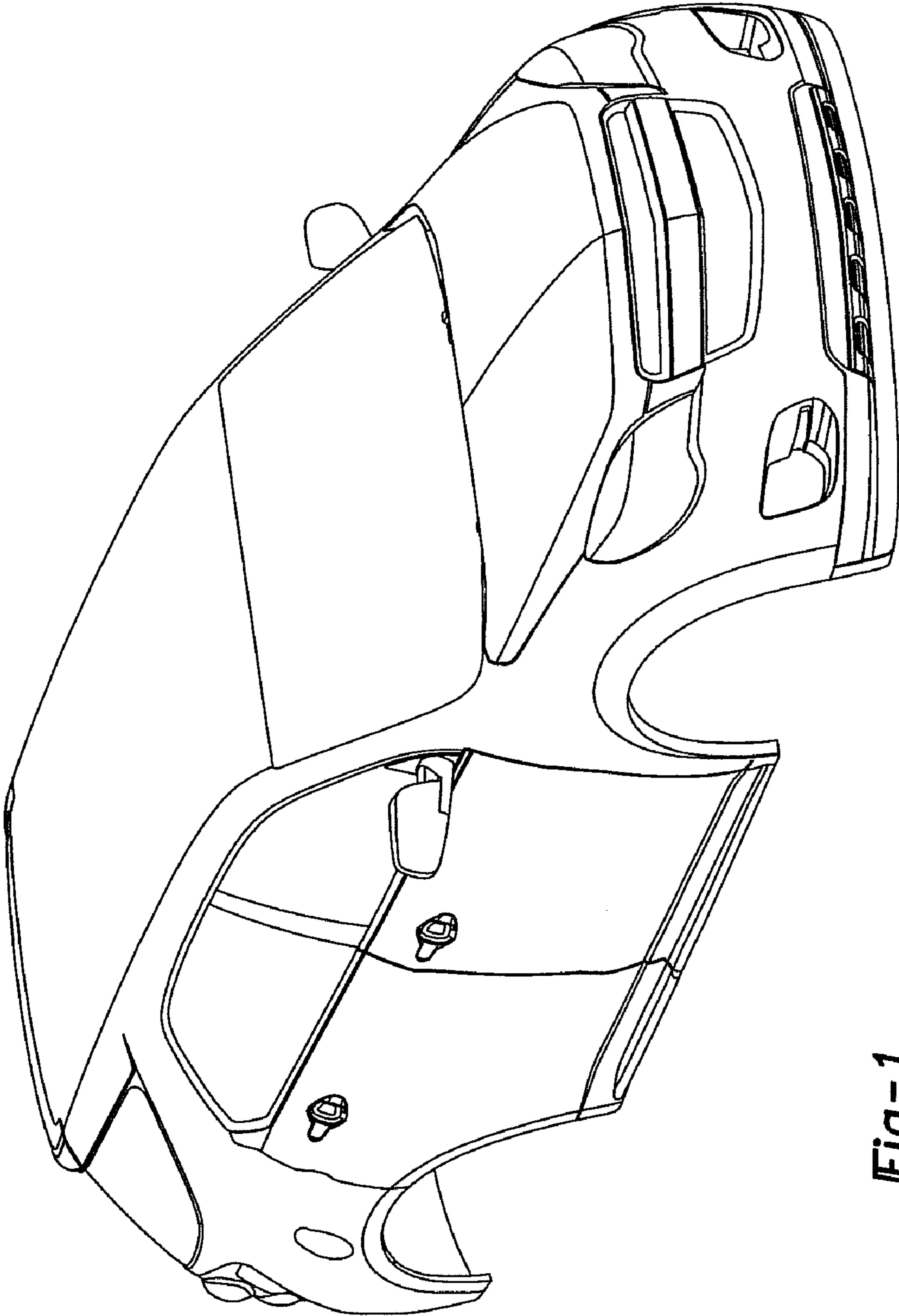


Fig-1

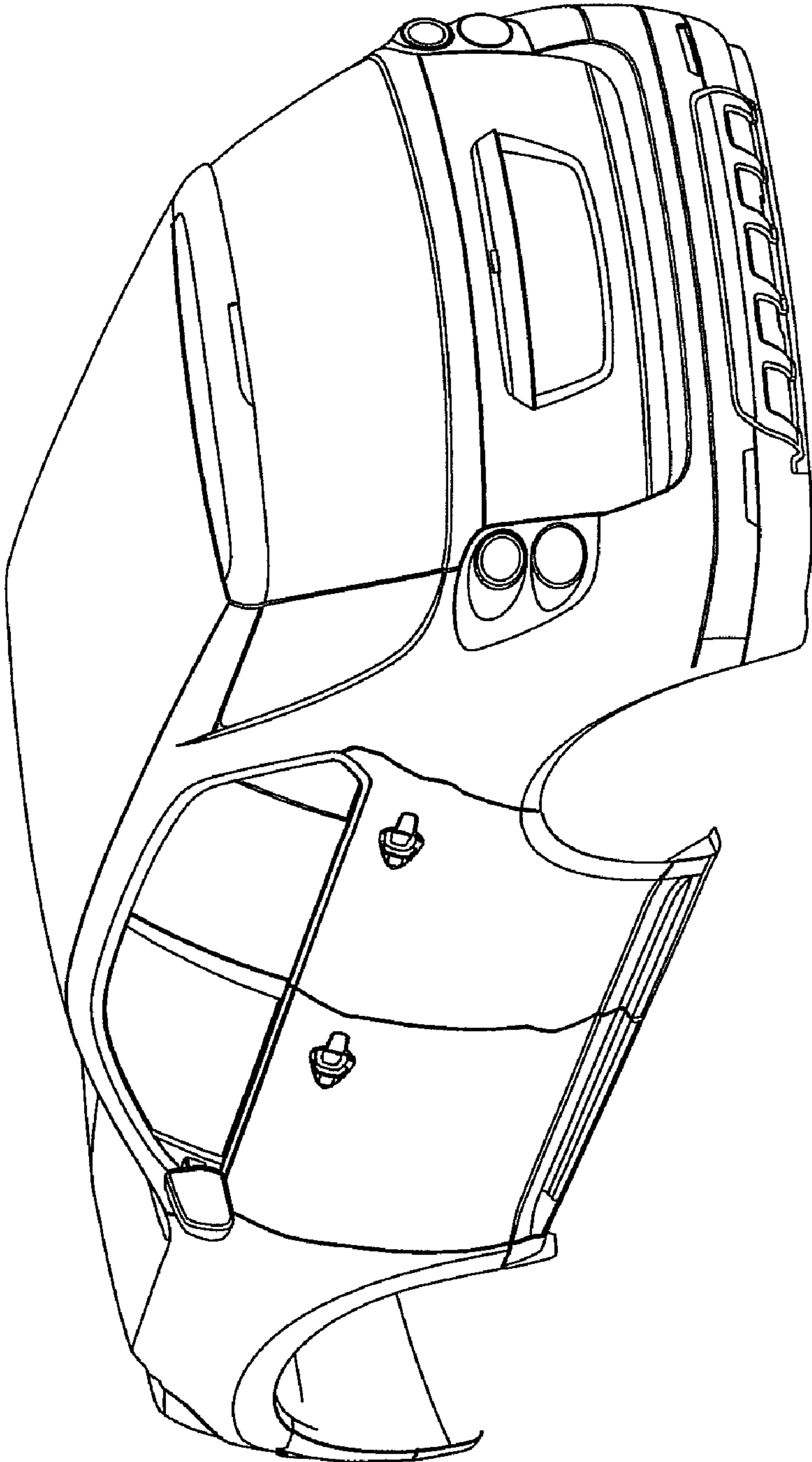


Fig-2

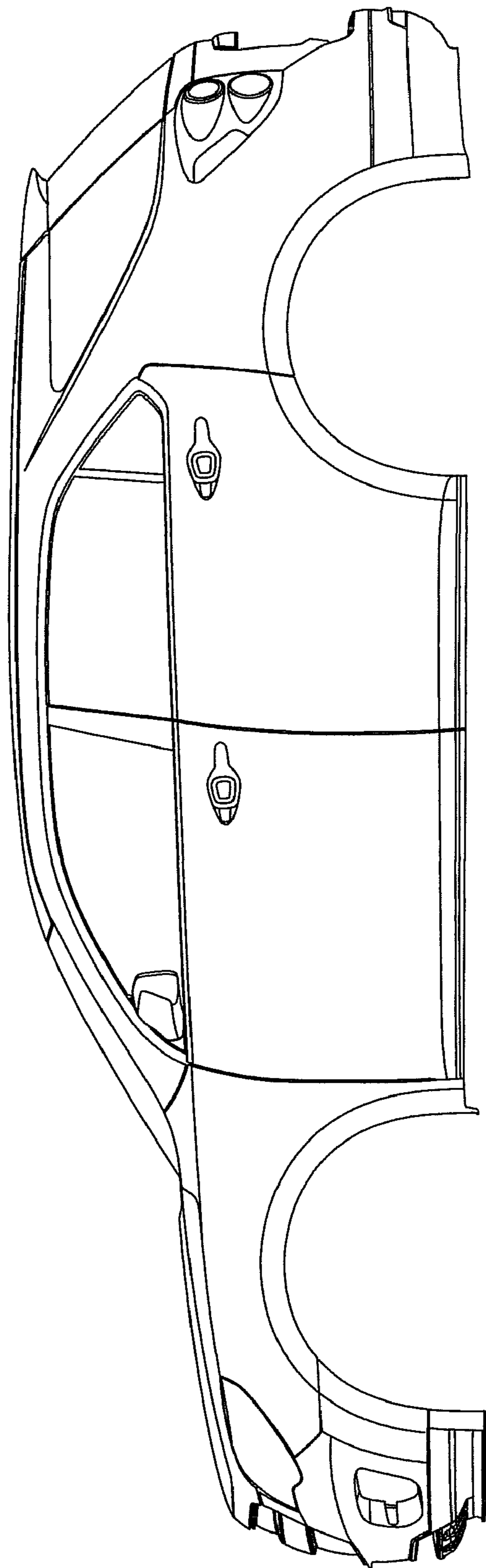


Fig-3




Fig-4




Fig-5