



US00D608680S

(12) **United States Design Patent**  
**Swarovski**

(10) **Patent No.:** **US D608,680 S**  
(45) **Date of Patent:** **\*\* Jan. 26, 2010**

(54) **ORNAMENTAL OBJECT MADE OF GLASS**

D431,794 S \* 10/2000 Reisigl ..... D11/90  
D441,686 S \* 5/2001 Kavalek ..... D11/90  
6,705,114 B2 \* 3/2004 Steiner ..... 63/32

(75) Inventor: **Helmut Swarovski**, Fritzens (AT)

\* cited by examiner

(73) Assignee: **Swarovski Aktiengesellschaft**, Triesen (LI)

*Primary Examiner*—Ralf Seifert  
(74) *Attorney, Agent, or Firm*—Wenderoth, Lind & Ponack, L.L.P.

(\*\*) Term: **14 Years**

(21) Appl. No.: **29/309,471**

(57) **CLAIM**

(22) Filed: **Aug. 21, 2008**

The ornamental design for an ornamental object made of glass, as shown and described.

(30) **Foreign Application Priority Data**

Feb. 25, 2008 (EM) ..... 000886023-0007

**DESCRIPTION**

(51) **LOC (9) Cl.** ..... **11-01**

FIG. 1 is a bottom view of the invention;

(52) **U.S. Cl.** ..... **D11/89**

FIG. 2 is a right end view of the invention;

(58) **Field of Classification Search** ..... D11/1-2,

FIG. 3 is a front view of the invention;

D11/26-29, 89-92; 63/26-28, 32

FIG. 4 is a rear view of the invention;

See application file for complete search history.

FIG. 5 is a left end view of the invention;

(56) **References Cited**

FIG. 6 is a top view of the invention;

**U.S. PATENT DOCUMENTS**

FIG. 7 is a perspective view of the invention; and,

2,364,031 A \* 11/1944 Suderov ..... 63/32

FIG. 8 is a perspective view of the invention.

D268,653 S \* 4/1983 Sun ..... D11/121

**1 Claim, 1 Drawing Sheet**

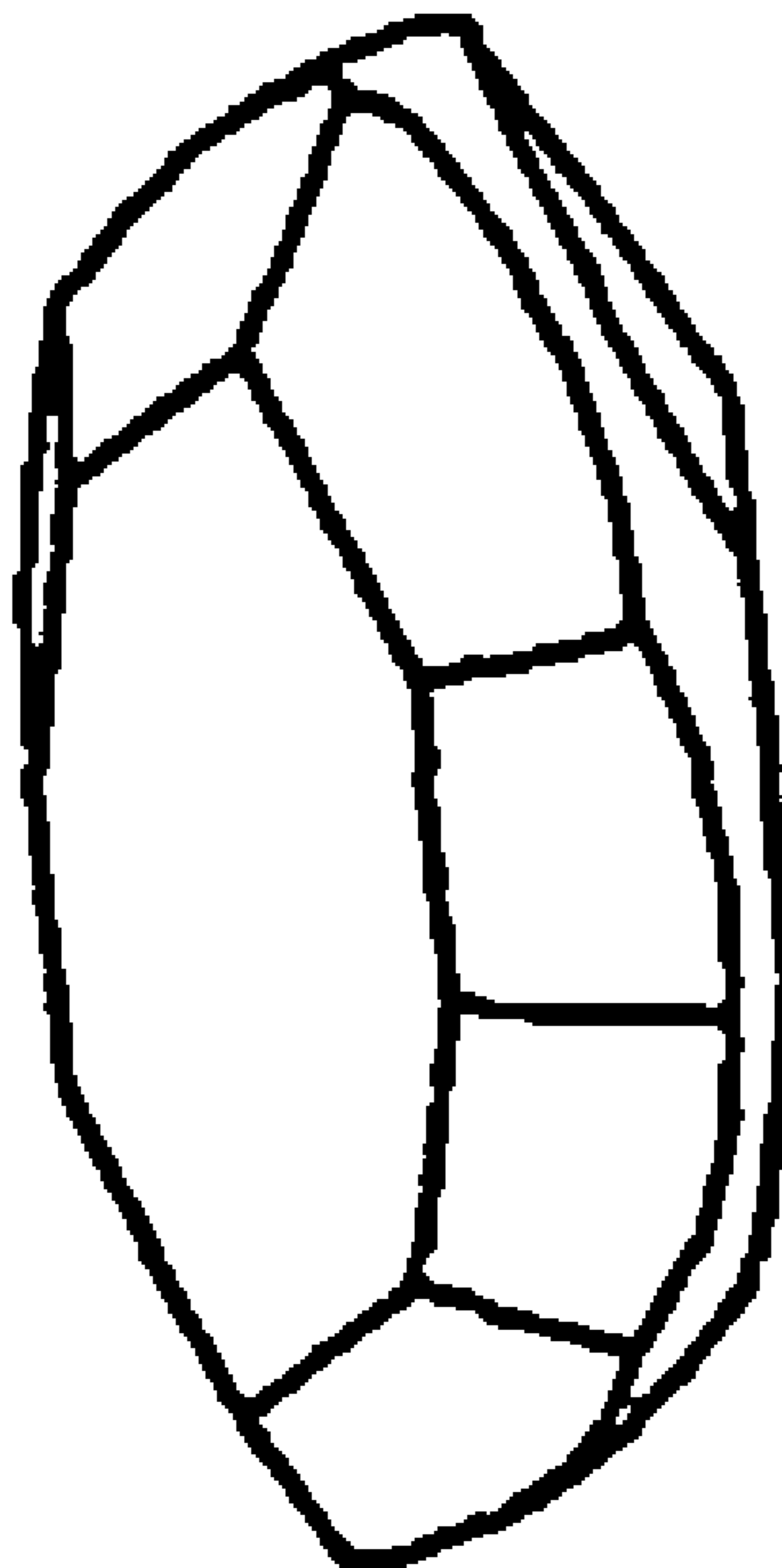


Figure 1

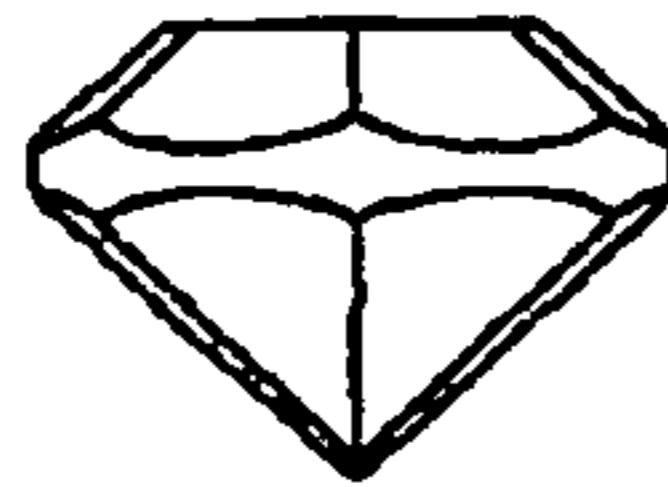


Figure 2

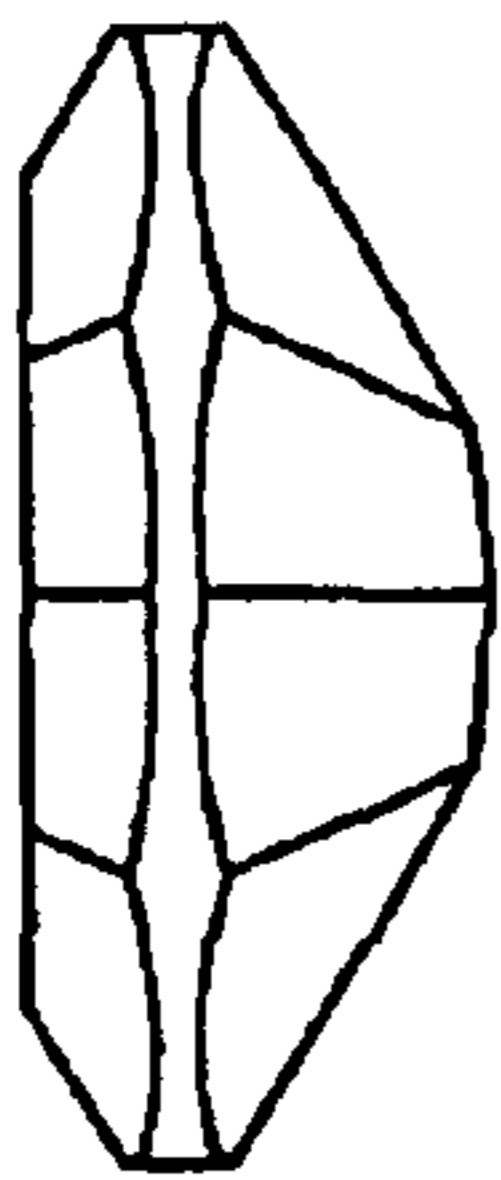


Figure 3

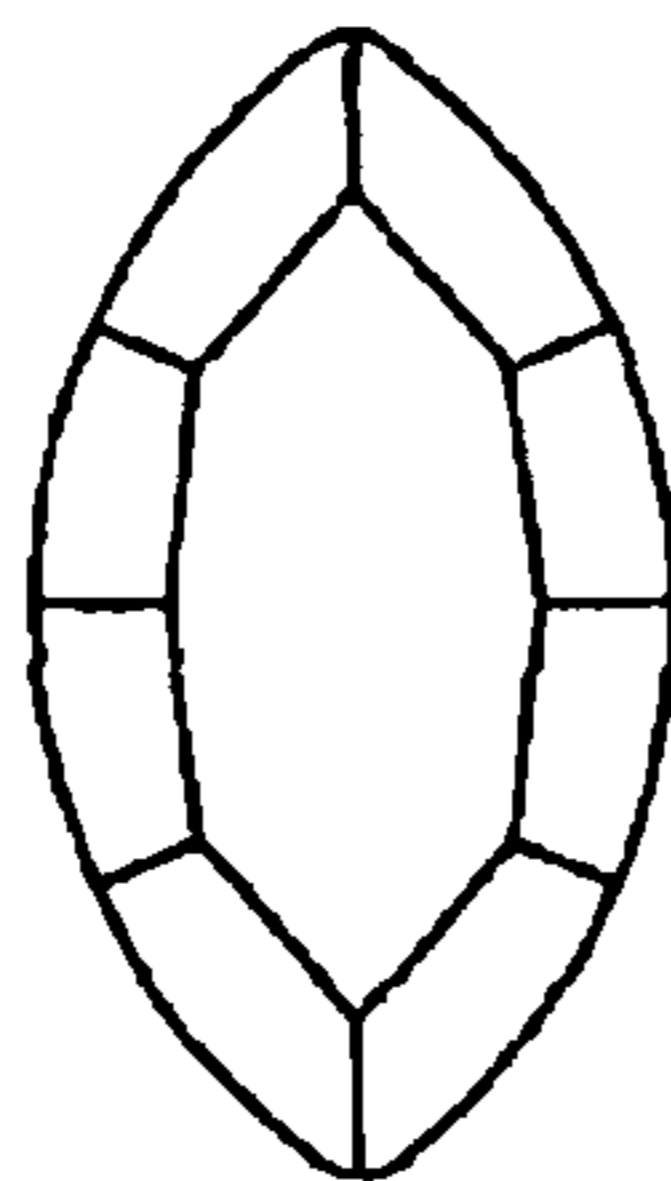


Figure 4

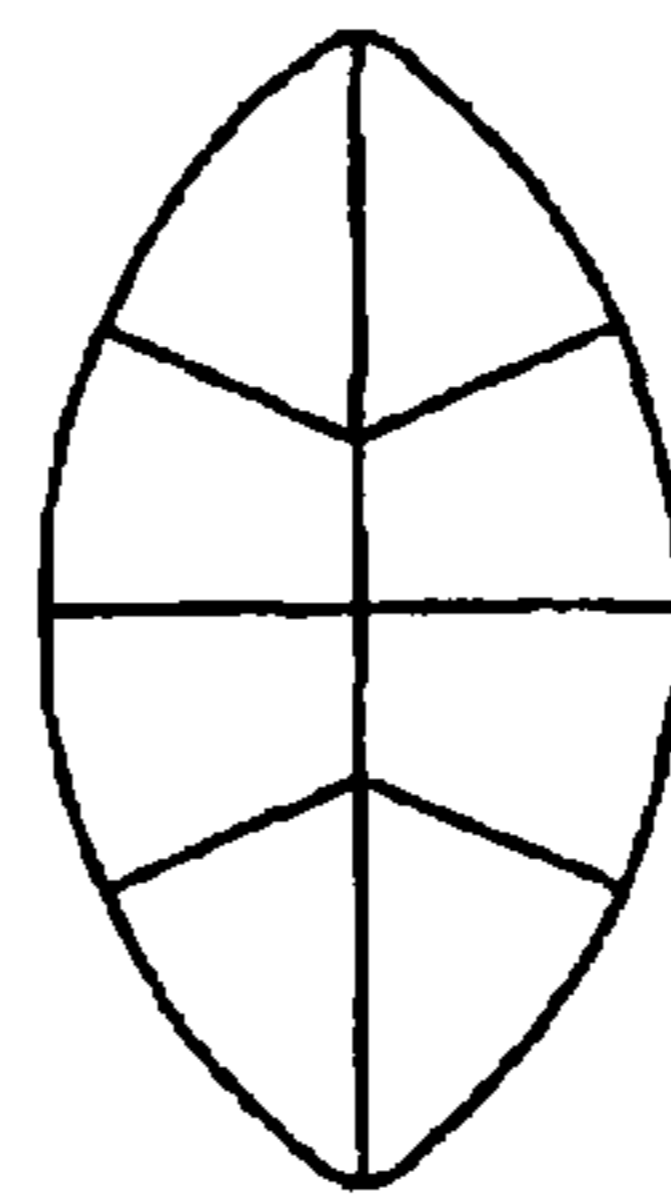


Figure 5

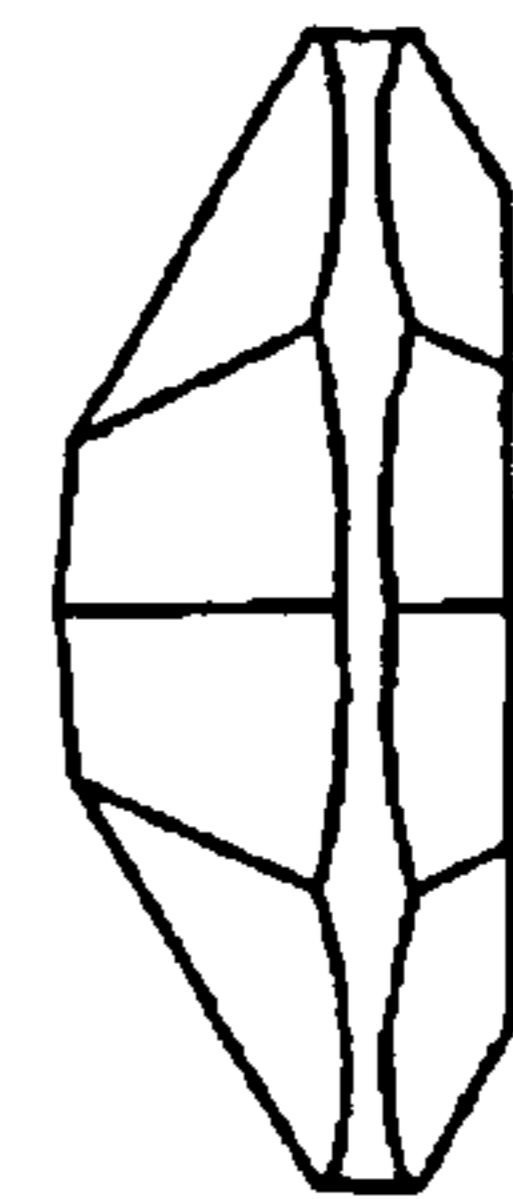


Figure 6

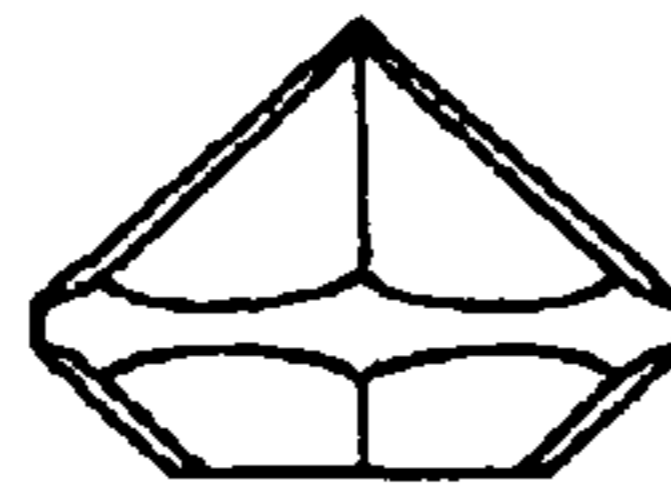


Figure 7

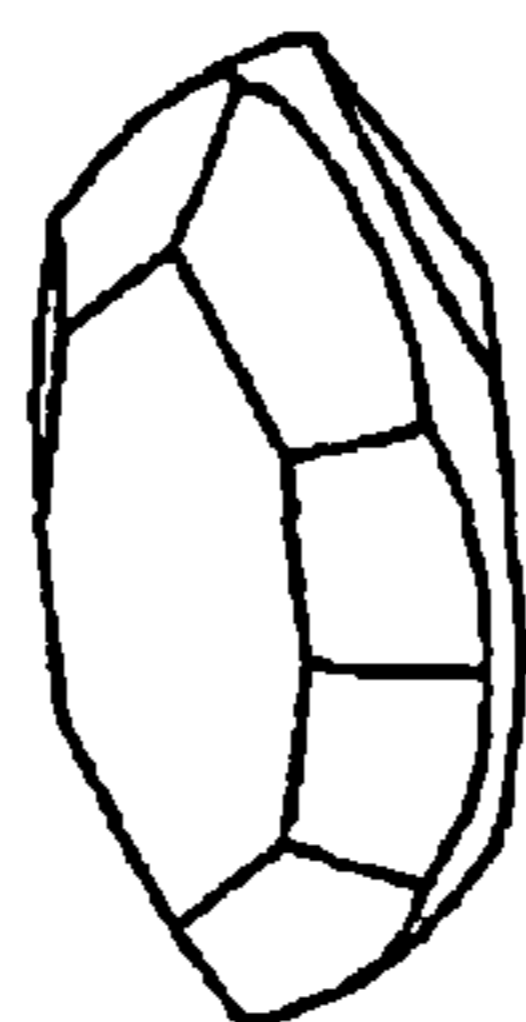


Figure 8

